



US00D732540S

(12) **United States Design Patent**
Kang et al.

(10) **Patent No.:** **US D732,540 S**
(45) **Date of Patent:** **** Jun. 23, 2015**

(54) **FRONT COVER OF AN ELECTRONIC DEVICE**

(71) Applicant: **Samsung Electronics Co., Ltd.**,
Suwon-si, Gyeonggi-do (KR)
(72) Inventors: **Young-Min Kang**, Seoul (KR);
Byoung-Soo Lee, Suwon (KR);
Jae-Woo Lee, Seoul (KR); **Kwang-Soo Han**,
Uiwang (KR); **Kwang-Ho Cha**, Yongin (KR)
(73) Assignee: **SAMSUNG ELECTRONICS CO., LTD.** (KR)
(**) Term: **14 Years**

(21) Appl. No.: **29/455,025**

(22) Filed: **May 16, 2013**

(51) **LOC (10) Cl.** **14-02**

(52) **U.S. Cl.**
USPC **D14/439**

(58) **Field of Classification Search**
USPC D14/300–302, 308–313, 314, 348,
D14/353–355, 432, 439–446; 361/679.02,
361/679.31, 679.5, 690, 694, 679.23, 801,
361/802; 312/332.1, 334.1; D19/81
CPC H05K 1/00; H05K 1/14; H05K 1/181;
H05K 5/0004; H05K 5/0017; H04M 220/50;
H04M 2250/00

See application file for complete search history.

(56) **References Cited**

U.S. PATENT DOCUMENTS

7,885,055	B2 *	2/2011	Park et al.	361/679.01
D665,808	S *	8/2012	Wang	D14/439
D666,202	S *	8/2012	Dinh et al.	D14/439
D673,958	S *	1/2013	Fathollahi	D14/440
D677,666	S *	3/2013	Akana et al.	D14/439
D697,068	S *	1/2014	Andre et al.	D14/439
D697,511	S *	1/2014	Andre et al.	D14/439
D699,717	S *	2/2014	Akana et al.	D14/250
D701,208	S *	3/2014	Ai et al.	D14/439
D704,190	S *	5/2014	Sugino et al.	D14/432
D708,186	S *	7/2014	Akana et al.	D14/439
D714,294	S *	9/2014	Dinh et al.	D14/439
D718,767	S *	12/2014	Akana et al.	D14/439
2006/0281501	A1 *	12/2006	Zuo et al.	455/575.1
2011/0151945	A1 *	6/2011	Jiang et al.	455/575.1
2012/0002352	A1 *	1/2012	Hsiung	361/679.01

* cited by examiner

Primary Examiner — Austin Murphy

(74) *Attorney, Agent, or Firm* — Cantor Colburn LLP

(57) **CLAIM**

The ornamental design for a front cover of an electronic device, as shown and described.

DESCRIPTION

FIG. 1 is a front perspective view of a front cover of an electronic device showing our new design; FIG. 2 is a front view thereof; FIG. 3 is a rear view thereof; FIG. 4 is a left side view thereof; FIG. 5 is a right side view thereof; FIG. 6 is a top view thereof; and, FIG. 7 is a bottom view thereof. The shade lines in the Figures represent transparency and not surface ornamentation.

1 Claim, 6 Drawing Sheets

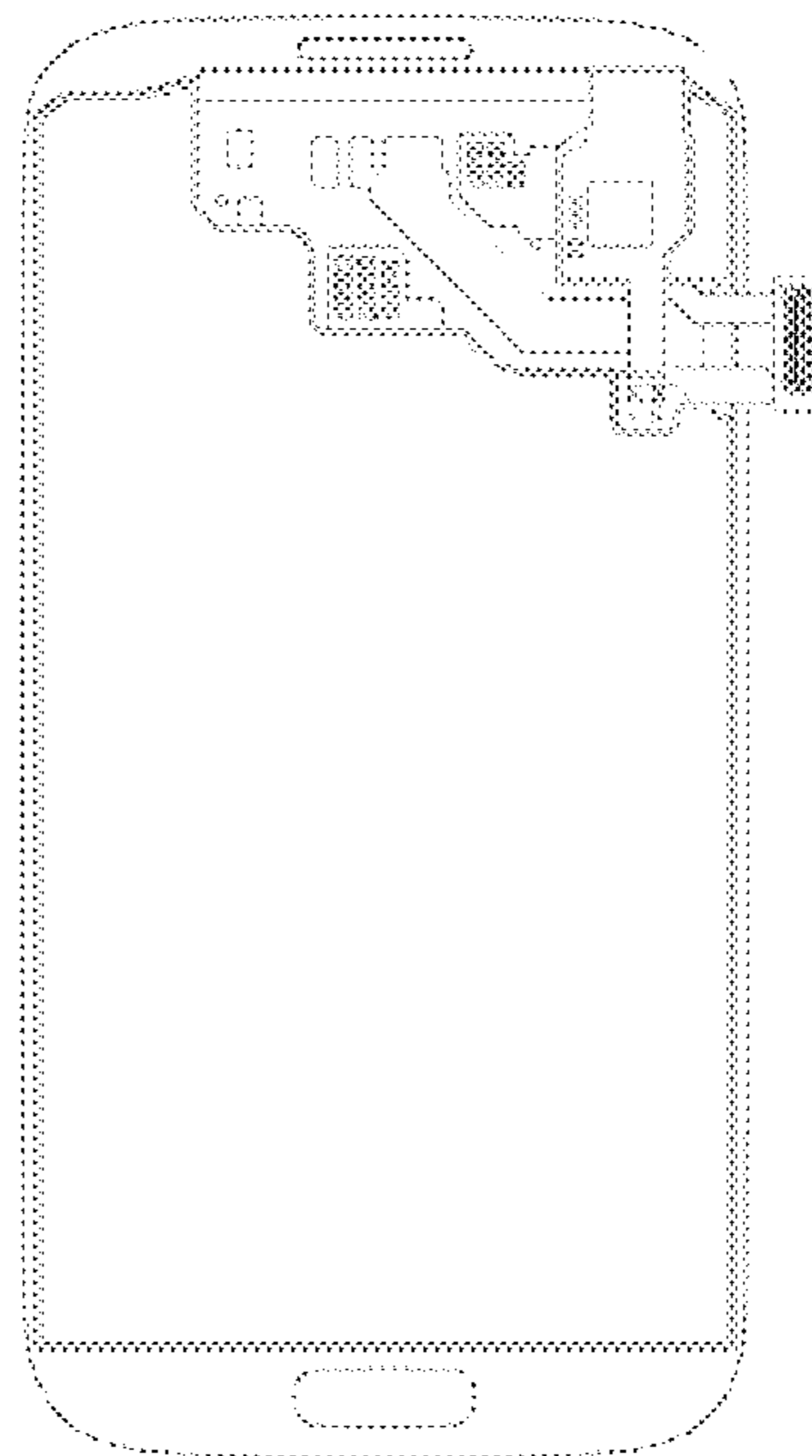
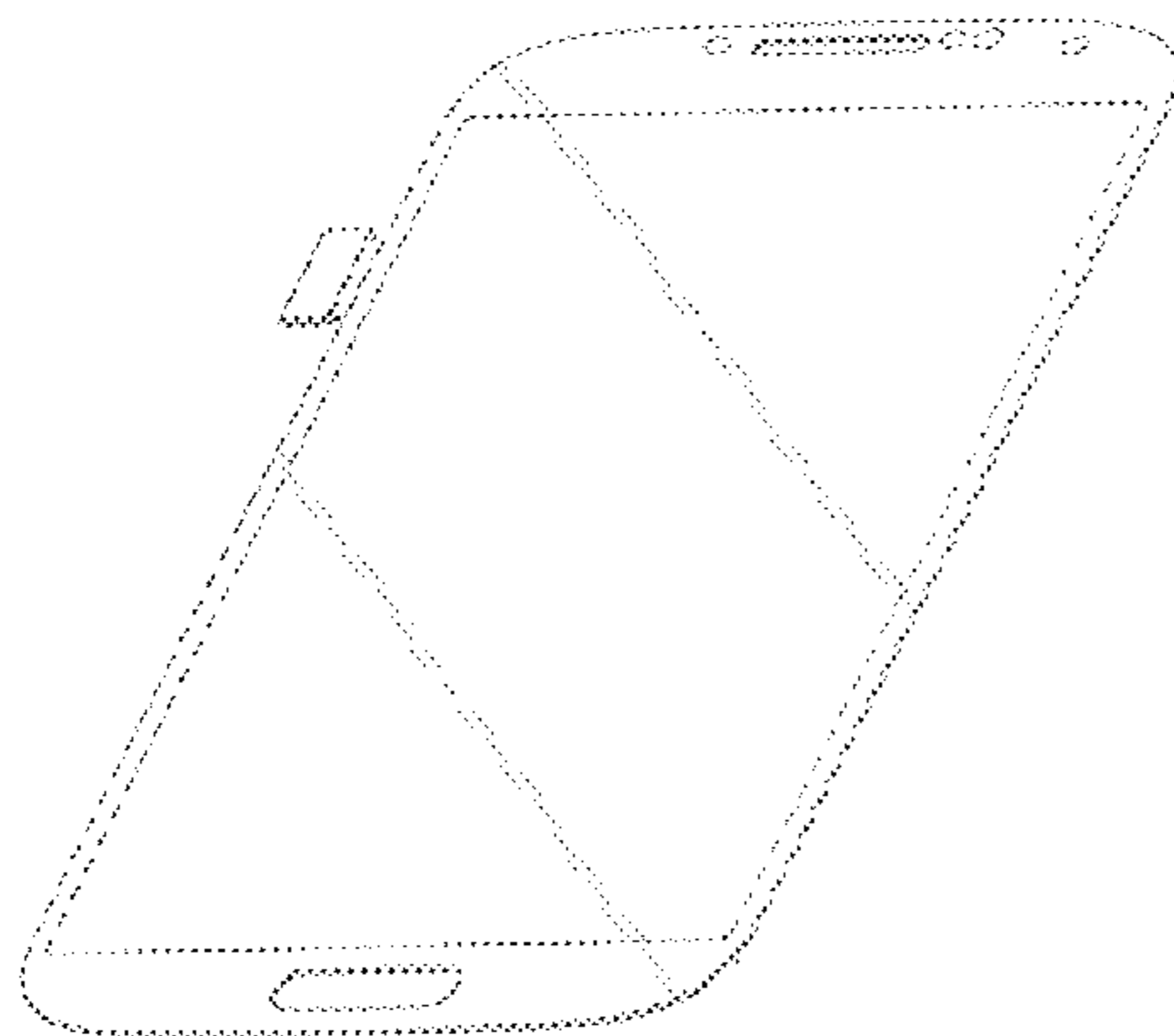


Fig.1

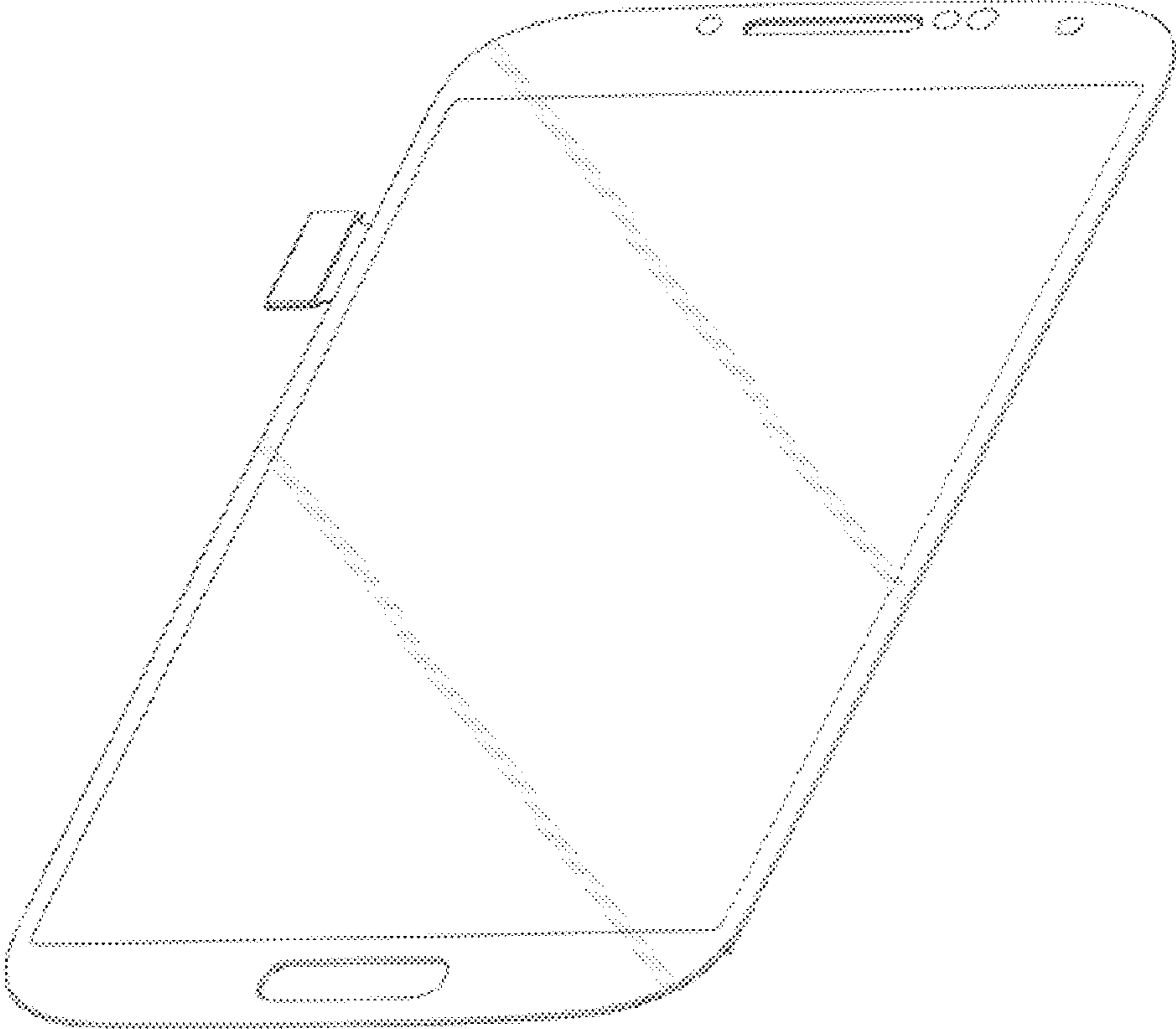


Fig.2




Fig.3

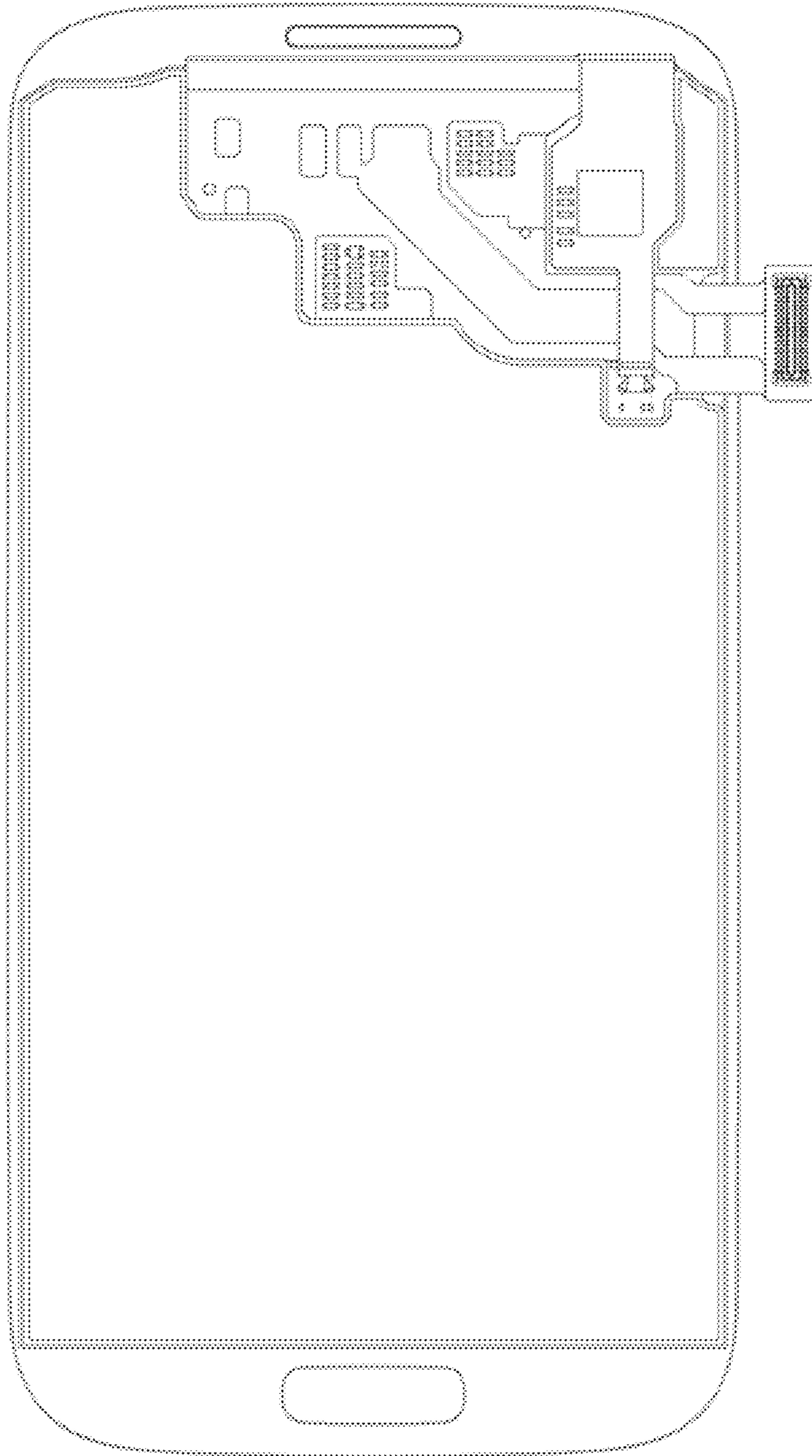


Fig.4



Fig.5




Fig.6



Fig.7

