



US00D732508S

(12) **United States Design Patent**
Funayama

(10) **Patent No.:** **US D732,508 S**
(45) **Date of Patent:** **** Jun. 23, 2015**

(54) **EARPHONE**

(71) Applicant: **PIONEER CORPORATION**,
Kawasaki-shi, Kanagawa (JP)

(72) Inventor: **Tatsufumi Funayama**, Kawasaki (JP)

(73) Assignee: **PIONEER CORPORATION**,
Kawasaki-shi, Kanagawa (JP)

(**) Term: **14 Years**

(21) Appl. No.: **29/491,439**

(22) Filed: **May 21, 2014**

(30) **Foreign Application Priority Data**

Mar. 3, 2014 (JP) 2014-004464

(51) **LOC (10) Cl.** **14-01**

(52) **U.S. Cl.**
USPC **D14/223**

(58) **Field of Classification Search**
USPC D14/223, 205, 218; 181/129, 130, 135;
379/430, 431; 381/380, 381; 455/90.3,
455/575.1

CPC H04R 1/10
See application file for complete search history.

(56) **References Cited**

U.S. PATENT DOCUMENTS

D431,553 S *	10/2000	Suzuki	D14/223
6,574,345 B1 *	6/2003	Huang	381/380
D487,077 S *	2/2004	Obata	D14/223
D554,627 S *	11/2007	Gondo	D14/223
D555,152 S *	11/2007	Wang	D14/223
D557,689 S *	12/2007	Huang	D14/223
D599,781 S *	9/2009	Lee et al.	D14/205
D606,971 S *	12/2009	Christopher et al.	D14/205
D626,117 S *	10/2010	Lowry	D14/223
D641,011 S *	7/2011	Gondo	D14/223
D643,833 S *	8/2011	Lee et al.	D14/223
D660,290 S *	5/2012	Weedon	D14/223

D666,996 S *	9/2012	Hardi et al.	D14/223
D668,244 S *	10/2012	Matsumura	D14/223
8,391,536 B2 *	3/2013	Hashimoto	381/380
D686,597 S *	7/2013	Lee et al.	D14/223
D689,471 S *	9/2013	Hardi et al.	D14/223
D697,058 S *	1/2014	Thompson et al.	D14/223
D710,334 S *	8/2014	Yang	D14/223
D712,882 S *	9/2014	Wang	D14/223
8,831,266 B1 *	9/2014	Huang	381/380

(Continued)

FOREIGN PATENT DOCUMENTS

JP	D 1322947	2/2008
JP	D 1322948	2/2008

(Continued)

OTHER PUBLICATIONS

Catalog of "Steez" issued on Sep. 2011.

(Continued)

Primary Examiner — Paula Greene

(74) *Attorney, Agent, or Firm* — Drinker Biddle & Reath LLP

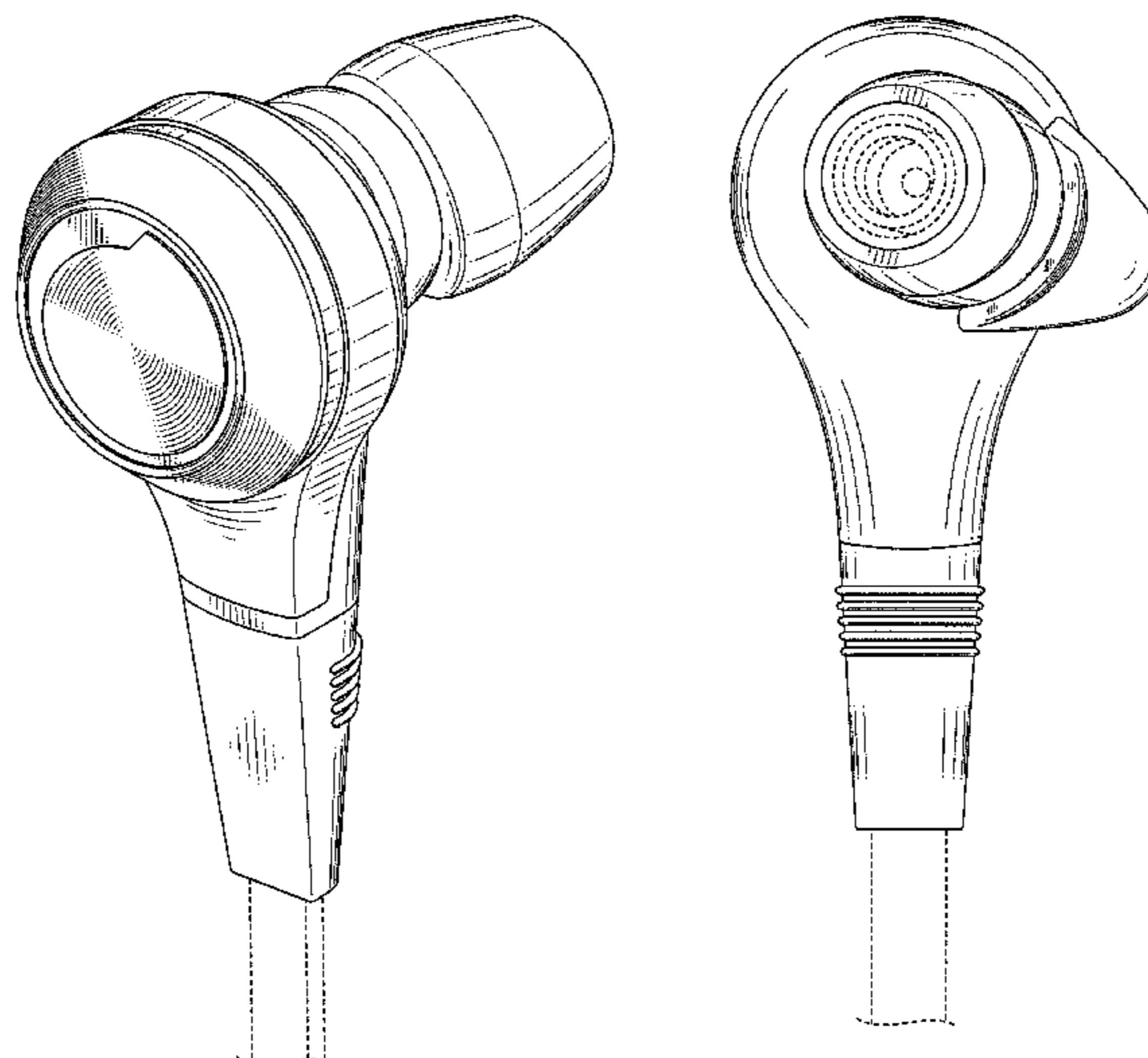
(57) **CLAIM**

The ornamental design for the earphone, as shown and described.

DESCRIPTION

FIG. 1 is a perspective view of front, top and right side of the earphone showing my new design;
FIG. 2 is a front view thereof;
FIG. 3 is a rear view thereof;
FIG. 4 is a left side view thereof;
FIG. 5 is a right side view thereof;
FIG. 6 is a top view thereof; and,
FIG. 7 is a bottom view thereof.
The portions of the article in broken lines form no part of the claimed design.

1 Claim, 7 Drawing Sheets



US D732,508 S

Page 2

(56)

References Cited

U.S. PATENT DOCUMENTS

D717,772 S * 11/2014 Yang D14/223
D718,286 S * 11/2014 Yang D14/223
D718,744 S * 12/2014 Thompson et al. D14/223
D719,548 S * 12/2014 Thompson et al. D14/223

FOREIGN PATENT DOCUMENTS

JP D 1322949 2/2008
JP D 1322950 2/2008

JP D 1322951 2/2008
JP D 1352020 2/2009
JP D 1385092 4/2010

OTHER PUBLICATIONS

Advertisement showing "SE-NC31C" issued on Nov. 2010.

Pioneer Headphone & Accessories Catalog issued on Nov. 2010.

* cited by examiner

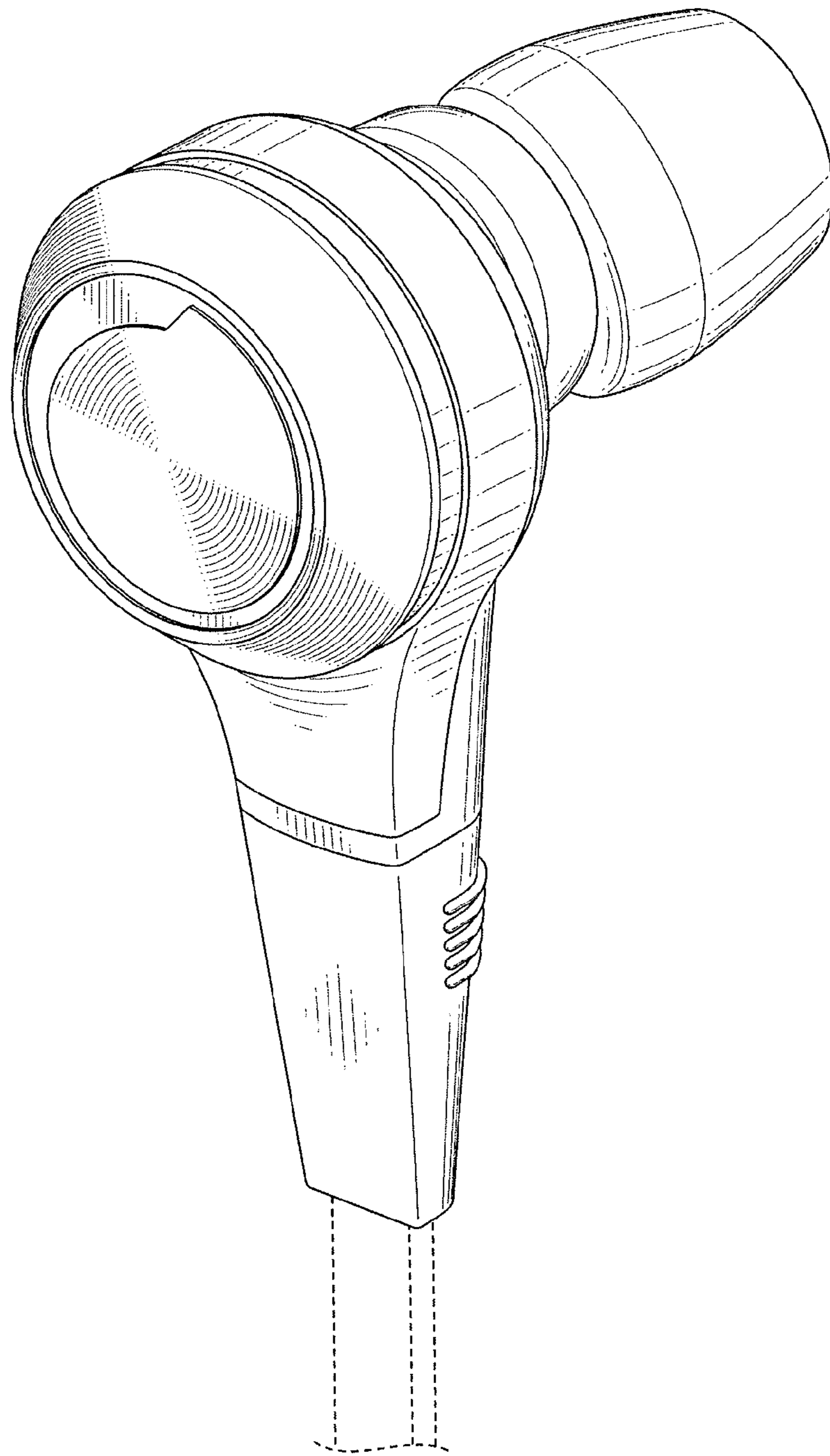


FIG. 1

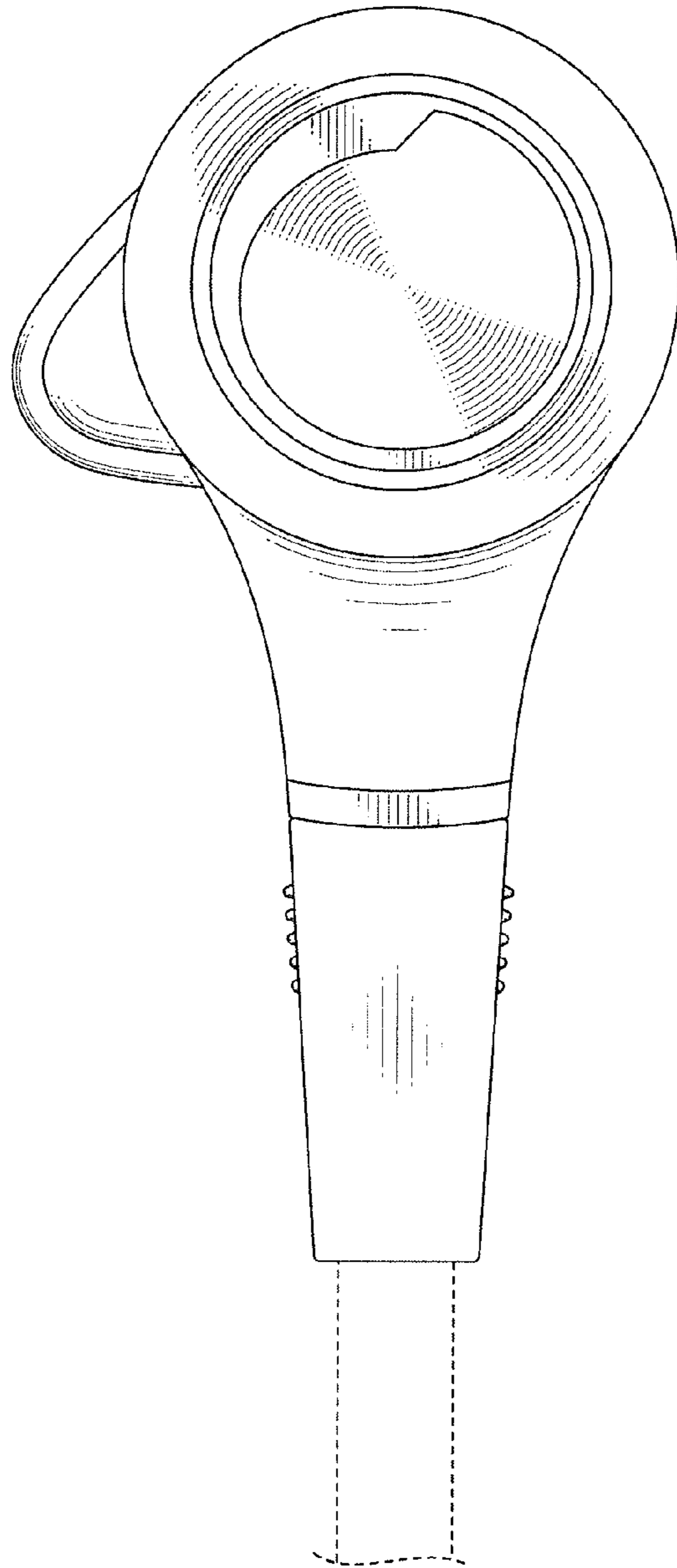


FIG. 2

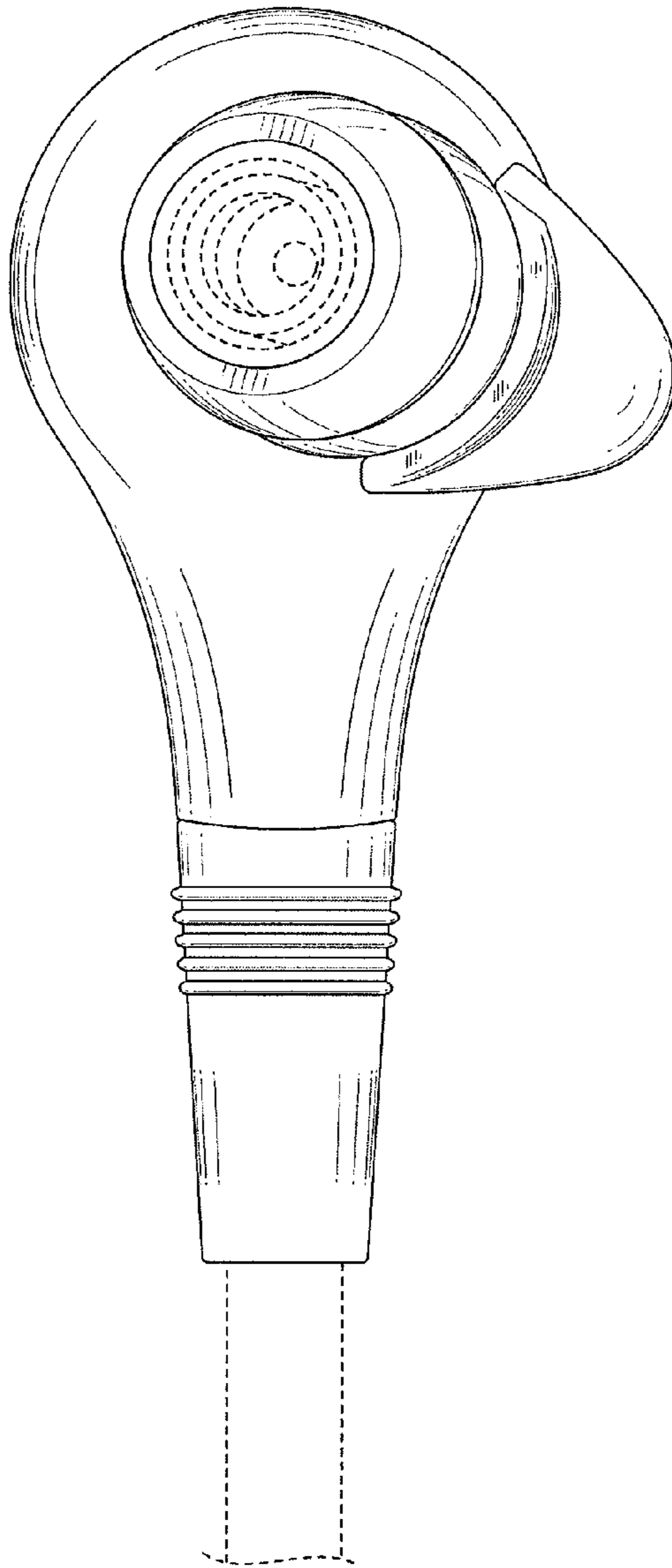


FIG. 3

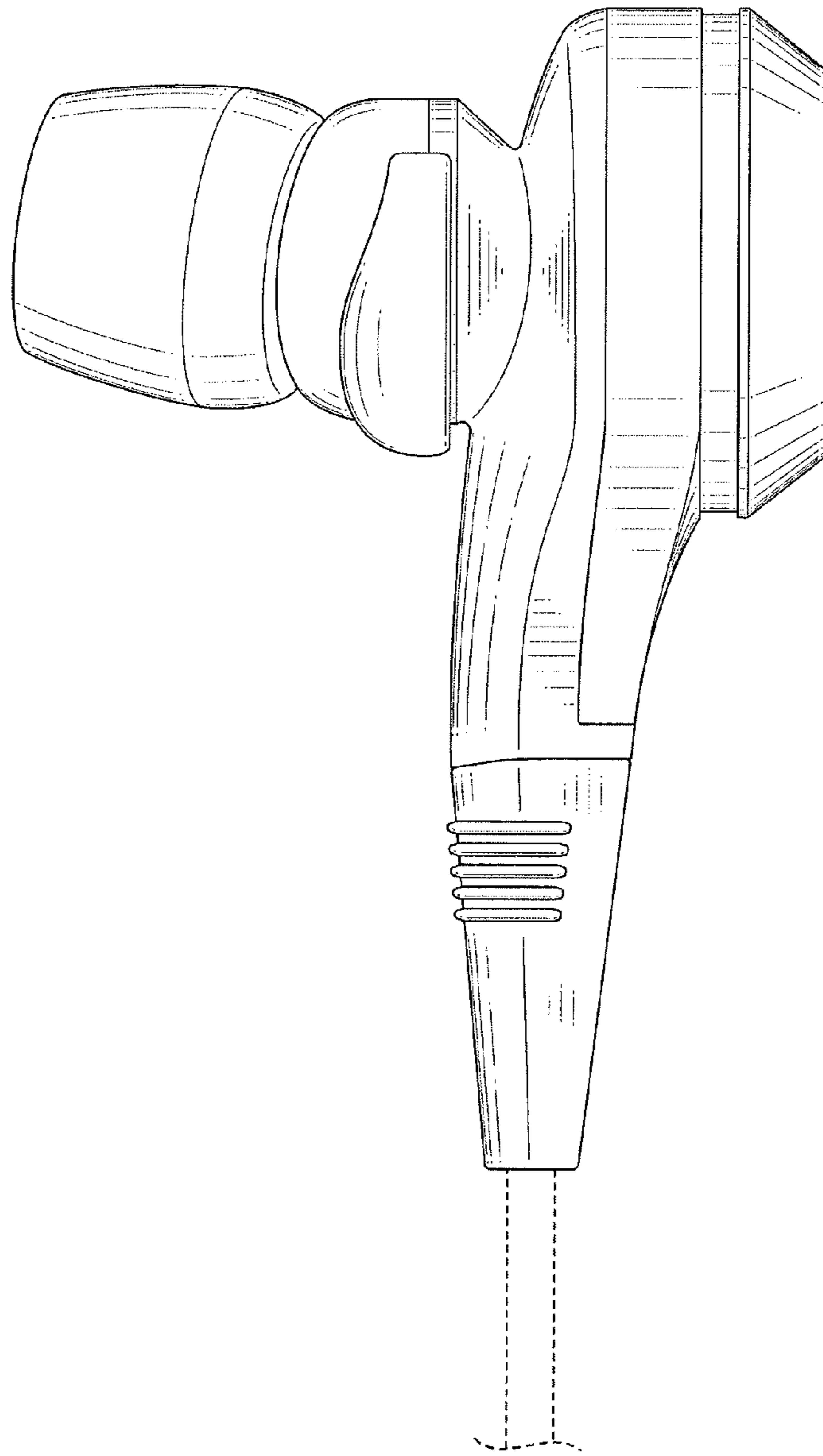


FIG. 4

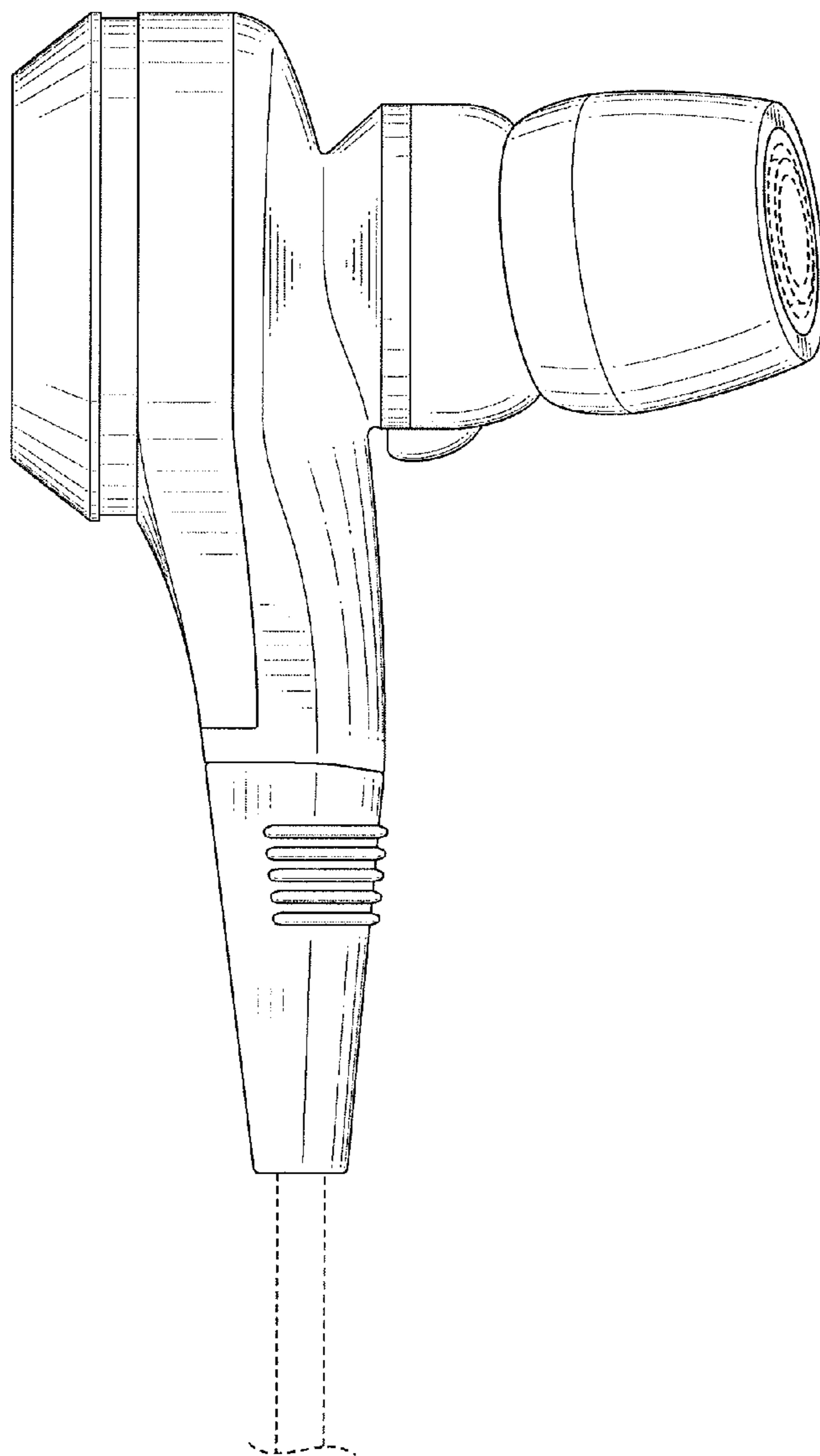


FIG. 5

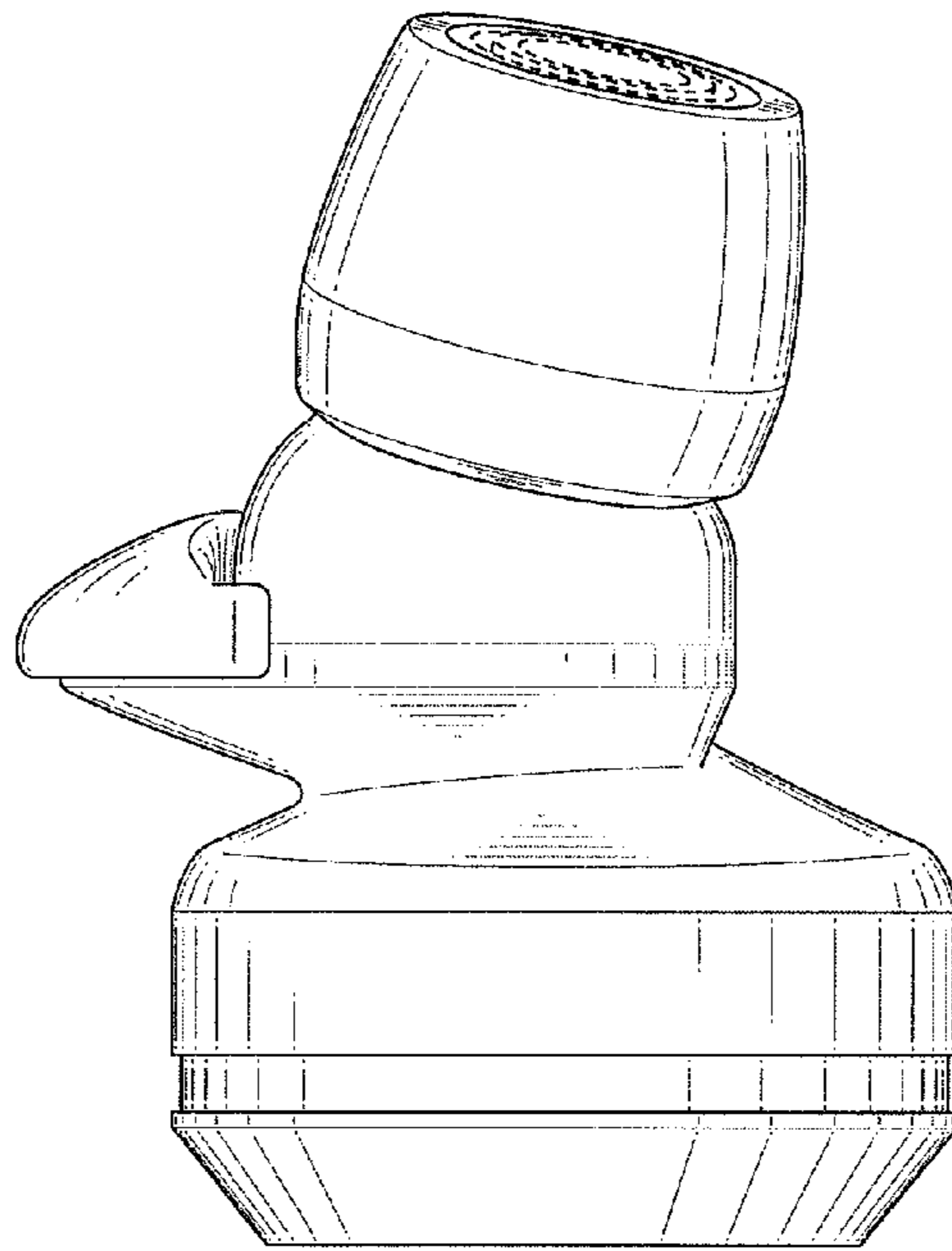


FIG. 6

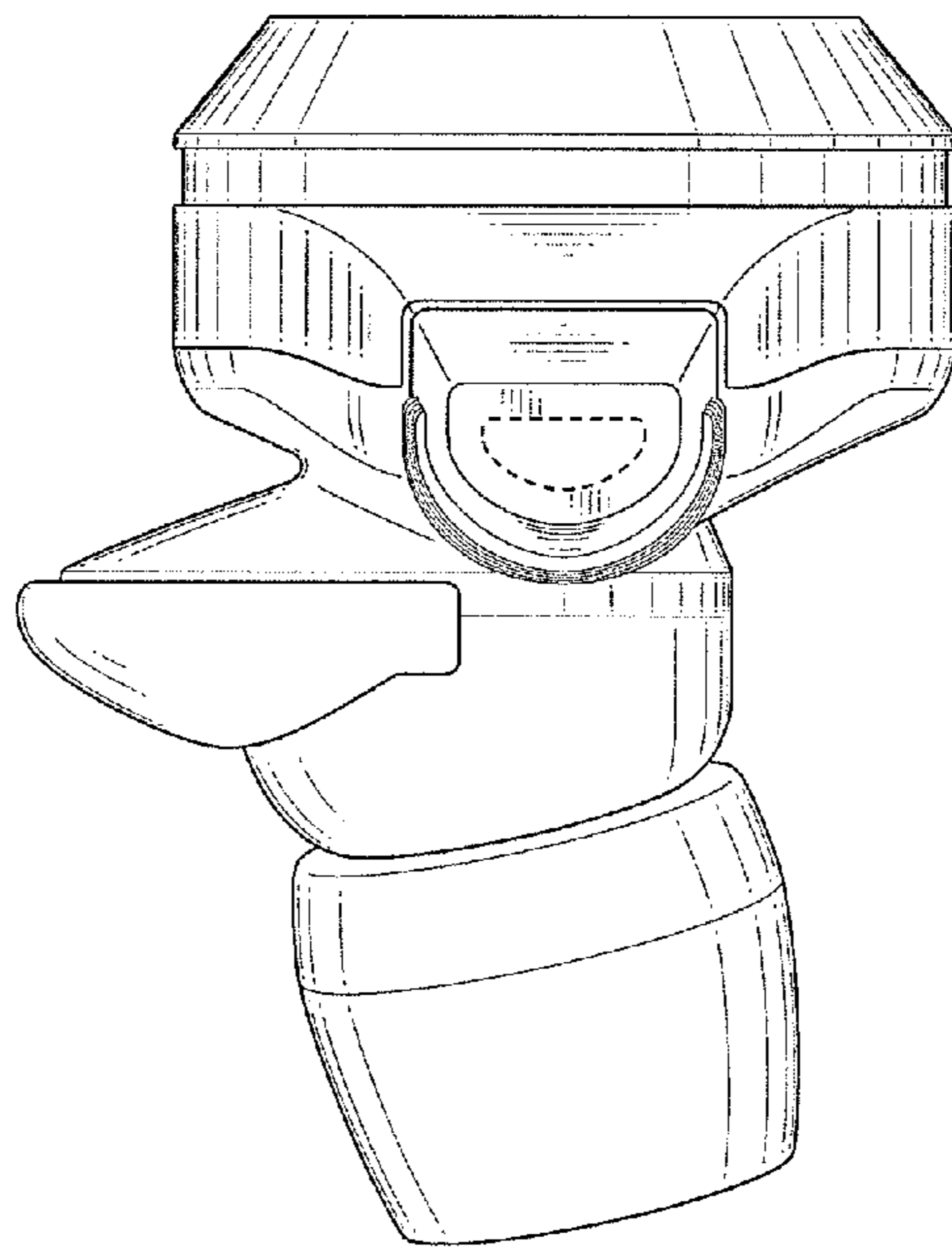


FIG. 7