



US00D732503S

(12) **United States Design Patent**
Brunner et al.

(10) **Patent No.:** **US D732,503 S**
(45) **Date of Patent:** **** Jun. 23, 2015**

(54) **GAMING HEADSET**

(71) Applicant: **Apple Inc.**, Cupertino, CA (US)

(72) Inventors: **Robert Brunner**, San Francisco, CA (US); **Christopher Kuh**, San Francisco, CA (US)

(73) Assignee: **Apple Inc.**, Cupertino, CA (US)

(**) Term: **14 Years**

(21) Appl. No.: **29/490,833**

(22) Filed: **May 14, 2014**

Related U.S. Application Data

(60) Continuation of application No. 29/471,109, filed on Oct. 28, 2013, now Pat. No. Des. 709,860, which is a division of application No. 29/410,584, filed on Jan. 9, 2012, now Pat. No. Des. 692,410.

(51) **LOC (10) Cl.** **14-01**

(52) **U.S. Cl.**
USPC **D14/205**; D14/206

(58) **Field of Classification Search**
USPC D14/205, 206; D29/112; 2/209;
181/129, 130, 135; 379/430, 431;
381/380, 381; 455/90.3, 575.1
CPC H04R 1/1066; H04R 25/00
See application file for complete search history.

(56) **References Cited**

U.S. PATENT DOCUMENTS

D552,077 S *	10/2007	Brunner et al.	D14/205
D632,668 S *	2/2011	Brunner et al.	D14/205
D637,176 S *	5/2011	Brunner et al.	D14/205
D652,406 S *	1/2012	Lee et al.	D14/205
D657,344 S *	4/2012	Brunner et al.	D14/205
D657,776 S *	4/2012	Lee et al.	D14/205
D663,716 S *	7/2012	Hardi et al.	D14/205

D673,520 S *	1/2013	Tan	D14/205
D675,595 S *	2/2013	Cho et al.	D14/205
D677,647 S *	3/2013	Lee et al.	D14/205
D683,329 S *	5/2013	Hagelin	D14/205
D691,112 S *	10/2013	Brunner et al.	D14/206
D692,410 S *	10/2013	Brunner et al.	D14/206
D693,791 S *	11/2013	Troy	D14/205
D698,749 S *	2/2014	Brunner et al.	D14/206
D709,860 S *	7/2014	Brunner et al.	D14/205
D711,348 S *	8/2014	Yang	D14/205
D716,760 S *	11/2014	Brunner et al.	D14/206
2011/0206216 A1 *	8/2011	Brunner et al.	381/74

* cited by examiner

Primary Examiner — Paula Greene

(74) *Attorney, Agent, or Firm* — Sterne, Kessler, Goldstein & Fox P.L.L.C.

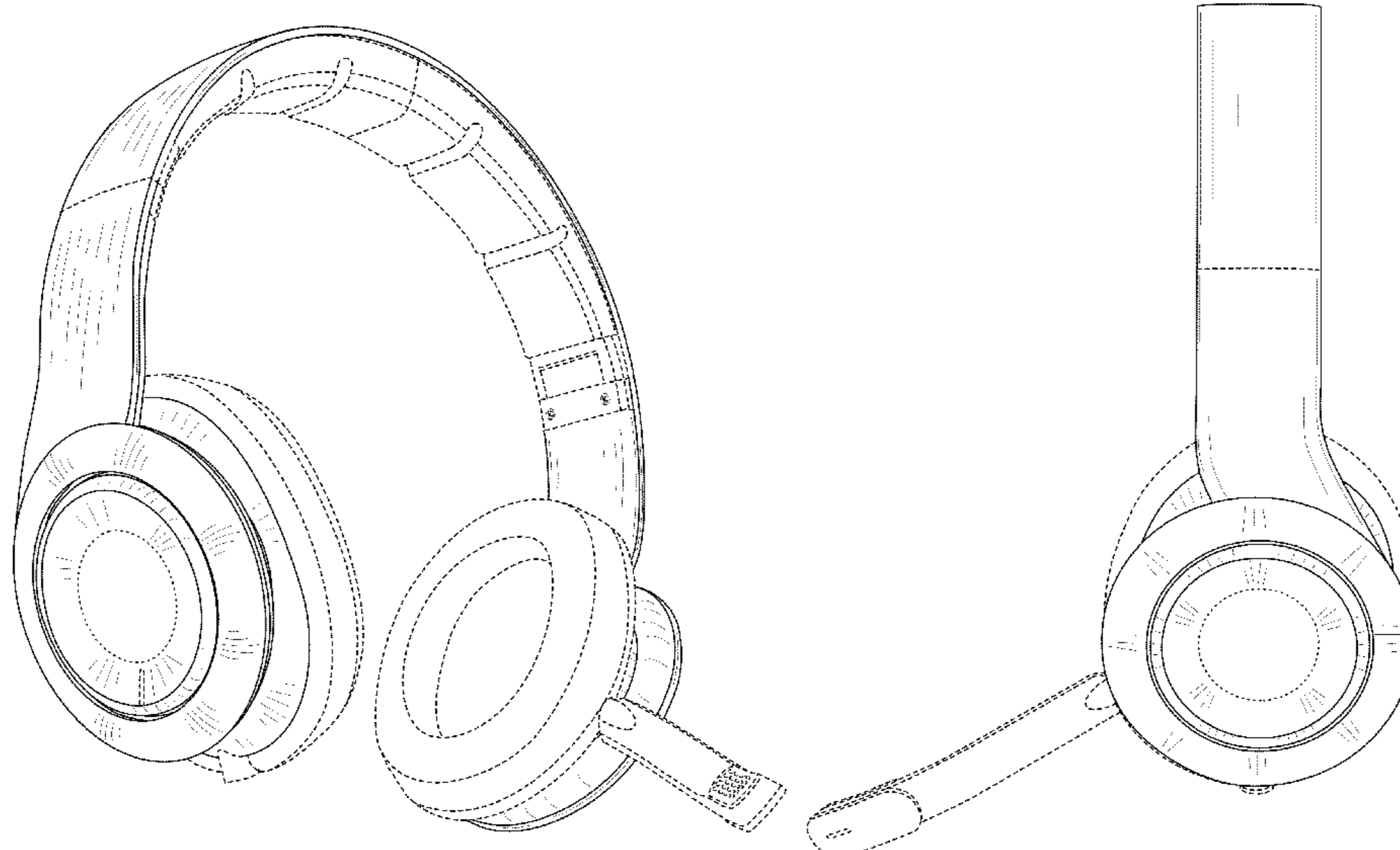
(57) **CLAIM**

The ornamental design for a gaming headset, as shown and described.

DESCRIPTION

FIG. 1 is a perspective view of a gaming headset in accordance with the present invention;
FIG. 2 is a back view of the embodiment of the gaming headset depicted in FIG. 1;
FIG. 3 is a bottom view of the embodiment of the gaming headset depicted in FIG. 1;
FIG. 4 is a front view of the embodiment of the gaming headset depicted in FIG. 1;
FIG. 5 is a right side view of the embodiment of the gaming headset depicted in FIG. 1;
FIG. 6 is a left side view of the embodiment of the gaming headset depicted in FIG. 1; and,
FIG. 7 is a top view of the embodiment of the gaming headset depicted in FIG. 1.
The broken lines showing the environment in the Figures are for illustrative purposes only and form no part of the claimed design.

1 Claim, 7 Drawing Sheets






FIG. 1




FIG. 2

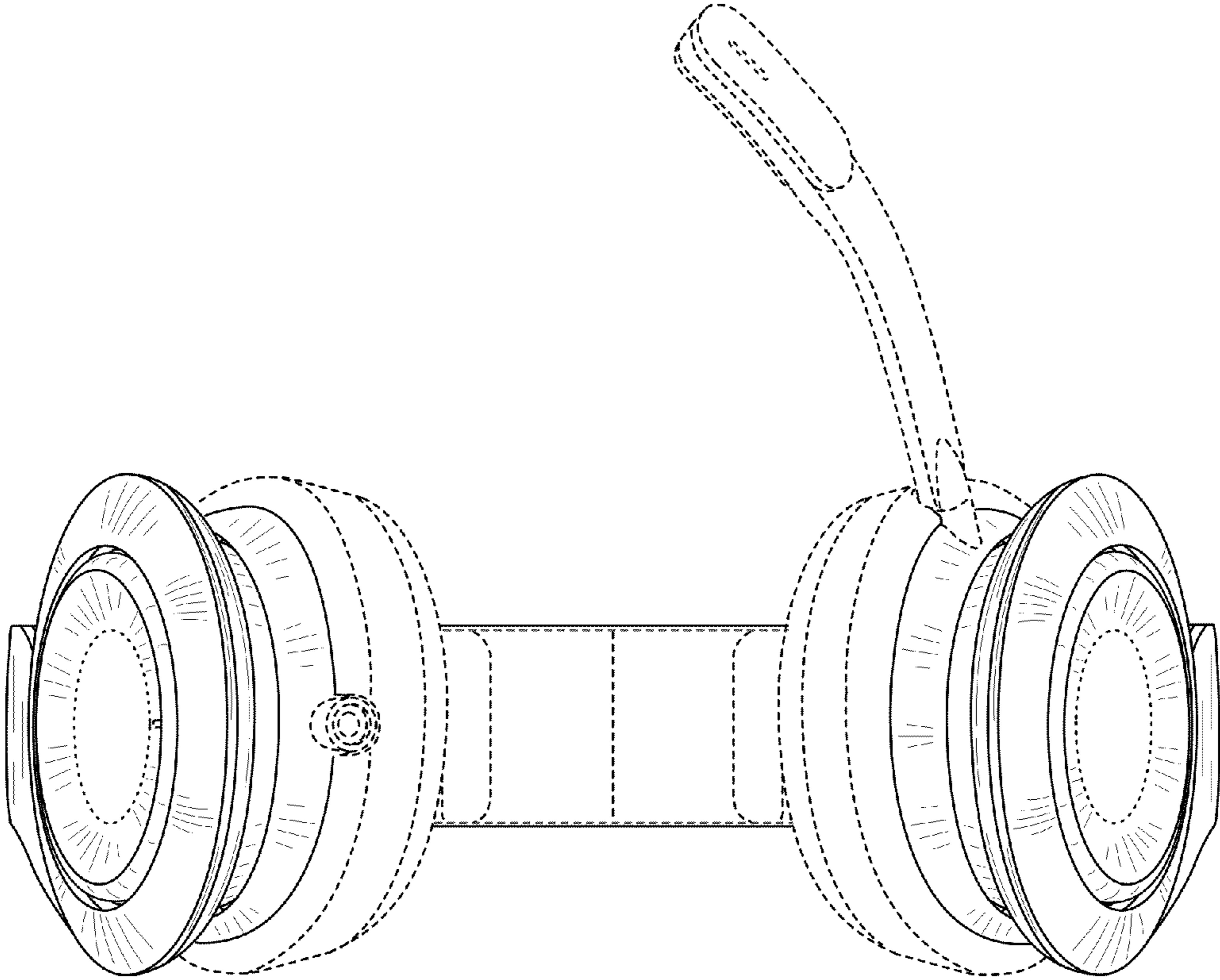


FIG. 3




FIG. 4

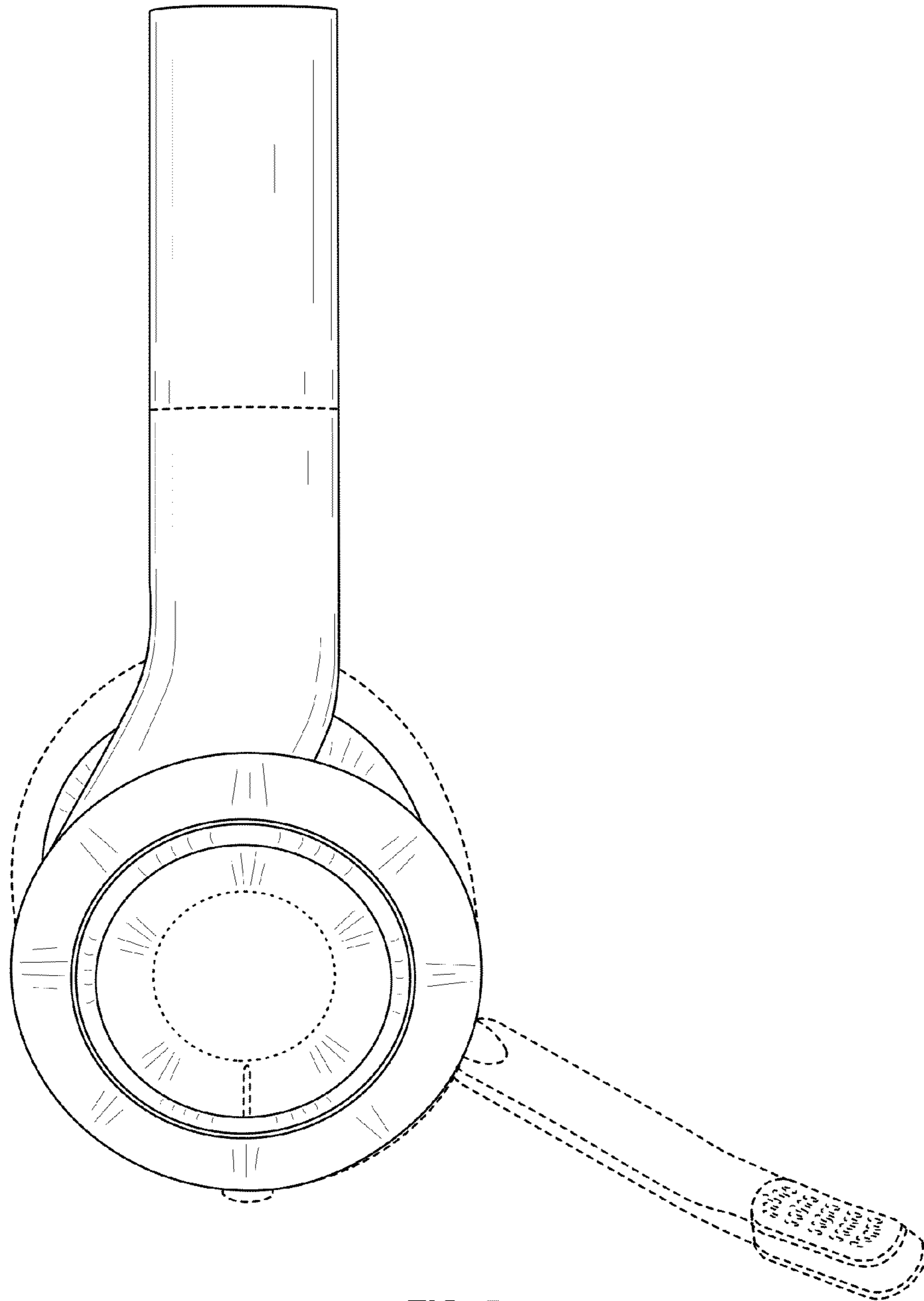


FIG. 5

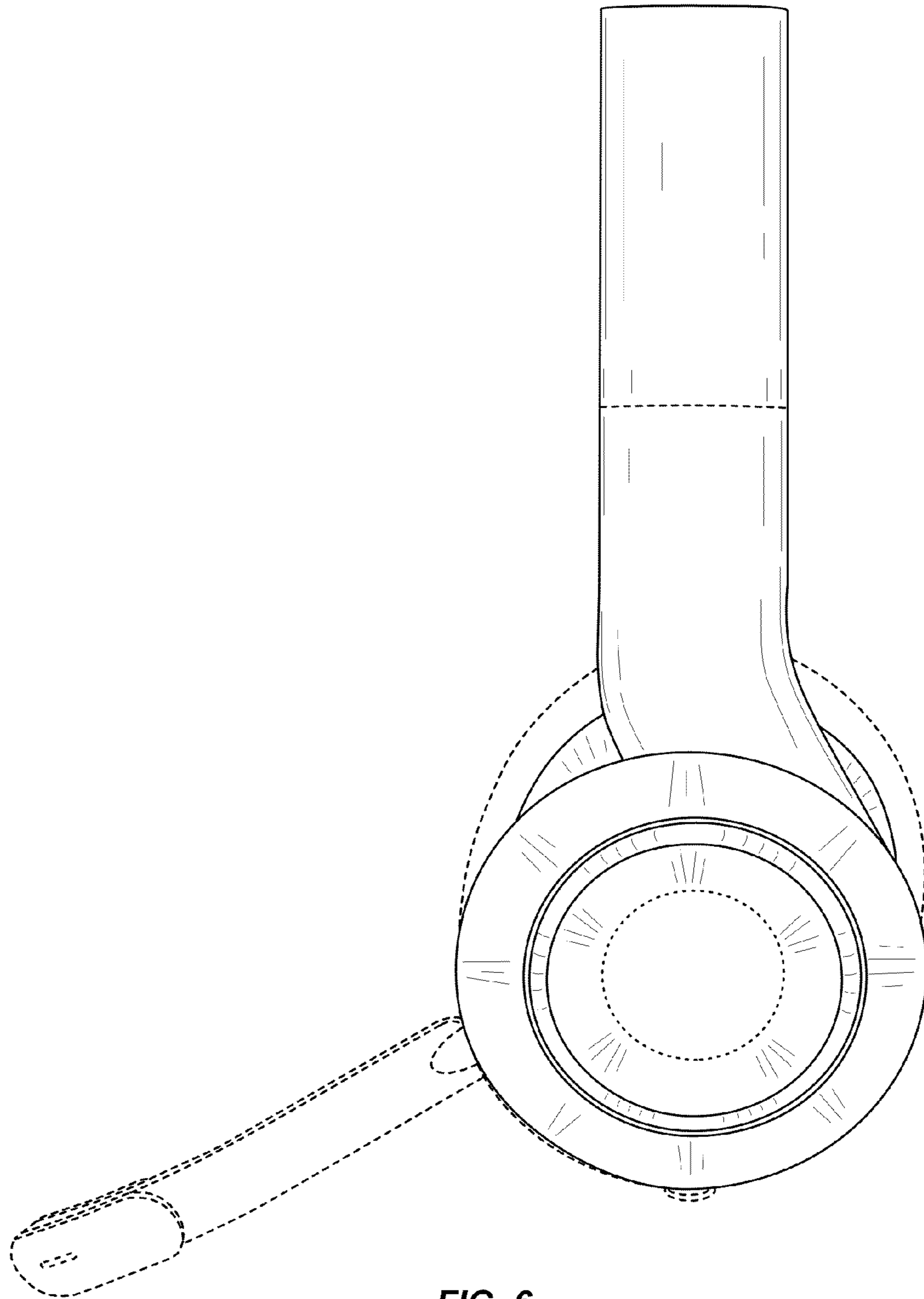


FIG. 6

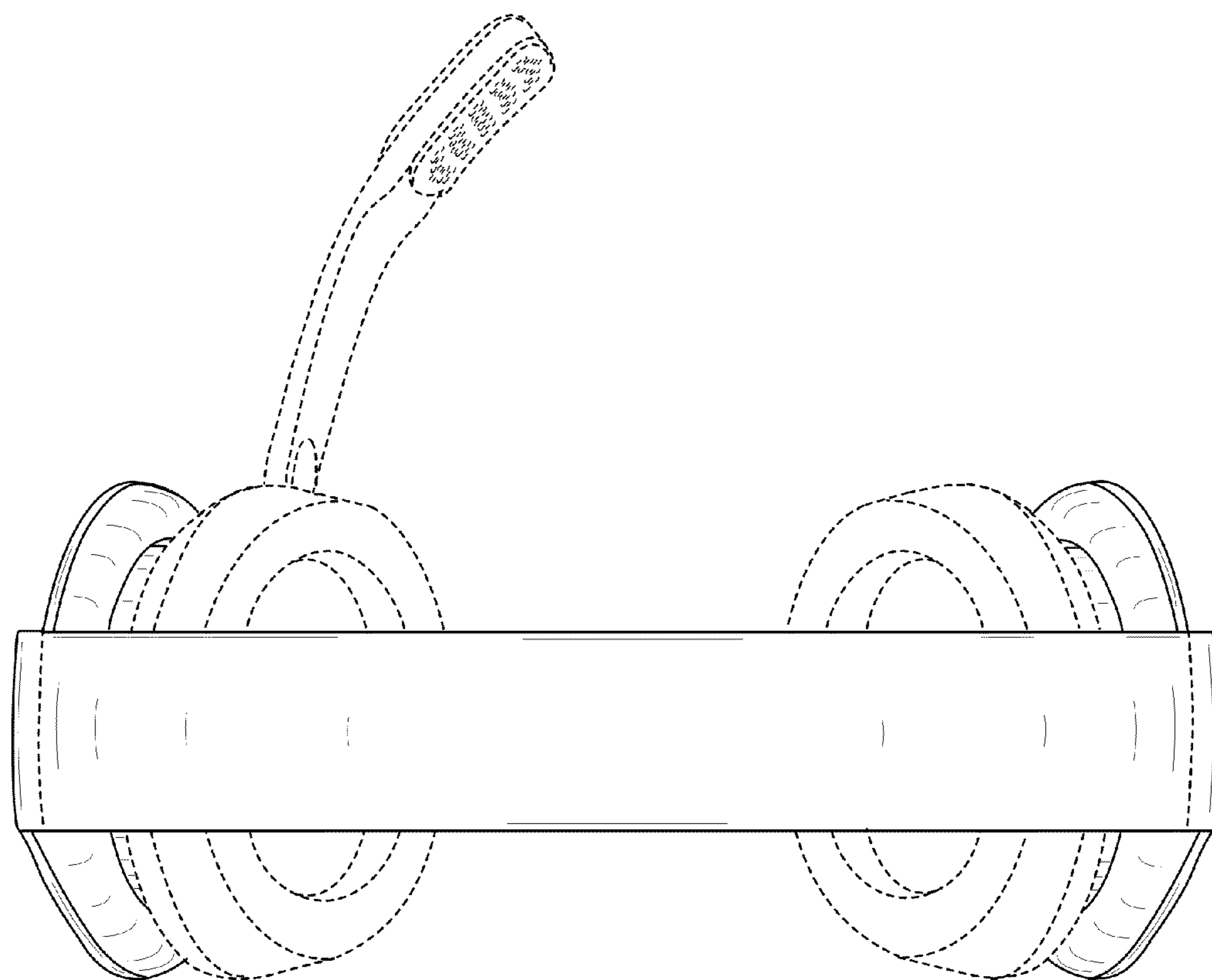


FIG. 7