



US00D732457S

(12) **United States Design Patent**
Cote et al.

(10) **Patent No.:** **US D732,457 S**
(45) **Date of Patent:** **** Jun. 23, 2015**

- (54) **PERSONAL WATERCRAFT HULL**
- (71) Applicant: **BOMBARDIER RECREATIONAL PRODUCTS INC., Valcourt (CA)**
- (72) Inventors: **Andre Cote, Longueuil (CA); Steve Tetreault, Sherbrooke (CA); Arik Schwarz, Waterloo (CA); Sam Spade, McCall, ID (US); Lonnie Lieb, West Melbourne, FL (US); Rick Adamczyk, St. Cloud, FL (US)**
- (73) Assignee: **BOMBARDIER RECREATIONAL PRODUCTS INC., Valcourt (CA)**

- 6,237,522 B1 * 5/2001 Kiyohara et al. 114/290
- D462,931 S 9/2002 Aselton et al.
- D464,015 S 10/2002 Bucaccio et al.
- D476,612 S * 7/2003 Bills et al. D12/314
- D479,702 S 9/2003 Cassell et al.
- D485,527 S 1/2004 Cassell et al.
- D510,900 S 10/2005 Bucaccio et al.

(Continued)

Primary Examiner — Cynthia M Chin
(74) *Attorney, Agent, or Firm* — BCF LLP

- (**) Term: **14 Years**
- (21) Appl. No.: **29/511,357**
- (22) Filed: **Dec. 10, 2014**

Related U.S. Application Data

- (62) Division of application No. 29/444,551, filed on Jan. 31, 2013, now Pat. No. Des. 721,634.
- (51) **LOC (10) Cl.** **12-06**
- (52) **U.S. Cl.**
USPC **D12/307; D12/317**
- (58) **Field of Classification Search**
USPC D12/6-11, 119, 300-318; 114/55.5, 114/55.51-55.58, 345; D21/770
CPC B63B 35/73; F02B 61/045
See application file for complete search history.

(56) **References Cited**

U.S. PATENT DOCUMENTS


- D307,414 S 4/1990 Lapointe
- D325,556 S 4/1992 LaPointe
- D326,839 S 6/1992 LaPointe
- D358,574 S * 5/1995 Thompson et al. D12/314
- D369,137 S * 4/1996 Maruyama et al. D12/310
- D399,182 S 10/1998 Lapointe et al.
- D425,011 S * 5/2000 Nakashima et al. D12/314

(57) **CLAIM**
The ornamental design for a personal watercraft hull, as shown and described.

DESCRIPTION

FIG. 1 is a right side elevation view of a personal watercraft hull according to our design;
 FIG. 2 is a front elevation view of the personal watercraft hull of FIG. 1;
 FIG. 3 is a left side elevation view of the personal watercraft hull of FIG. 1;
 FIG. 4 is a rear elevation view of the personal watercraft hull of FIG. 1;
 FIG. 5 is a top plan view of the personal watercraft hull of FIG. 1;
 FIG. 6 is a bottom plan view of the personal watercraft hull of FIG. 1;
 FIG. 7 is a perspective view taken from a front, right side of the personal watercraft hull of FIG. 1;
 FIG. 8 is a perspective view taken from a rear, right side of the personal watercraft hull of FIG. 1;
 FIG. 9 is a perspective view taken from a front, left side of the personal watercraft hull of FIG. 1; and,
 FIG. 10 is a perspective view taken from a rear, left side of the personal watercraft hull of FIG. 1.
 Throughout the Figures, where shown, the broken lines showing additional structure of the personal watercraft hull and/or its environment are for illustrative purposes only and form no part of the claimed design.

1 Claim, 10 Drawing Sheets



(56)

References Cited

U.S. PATENT DOCUMENTS

D511,320 S	11/2005	Bucaccio et al.	D569,330 S	5/2008	Hattori et al.
D516,006 S	2/2006	Bucaccio et al.	D569,781 S	5/2008	Hattori et al.
D516,993 S	3/2006	Bucaccio et al.	D603,319 S	11/2009	Cote et al.
D519,437 S	4/2006	Bucaccio et al.	D608,719 S	1/2010	Cote et al.
D519,438 S	4/2006	Bucaccio et al.	7,699,010 B2	4/2010	Spade et al.
D519,909 S	5/2006	Bucaccio et al.	D632,632 S	2/2011	Cote
D527,701 S	9/2006	Bucaccio et al.	D637,544 S	5/2011	Cote et al.
7,240,632 B1 *	7/2007	Wynne et al. 114/140	D693,286 S	11/2013	Cote et al.
D550,603 S	9/2007	Cote et al.	2003/0131774 A1 *	7/2003	Funayose et al. 114/55.5
			2004/0007167 A1	1/2004	Cassell
			2004/0168622 A1	9/2004	Thompson et al.

* cited by examiner




FIG. 1

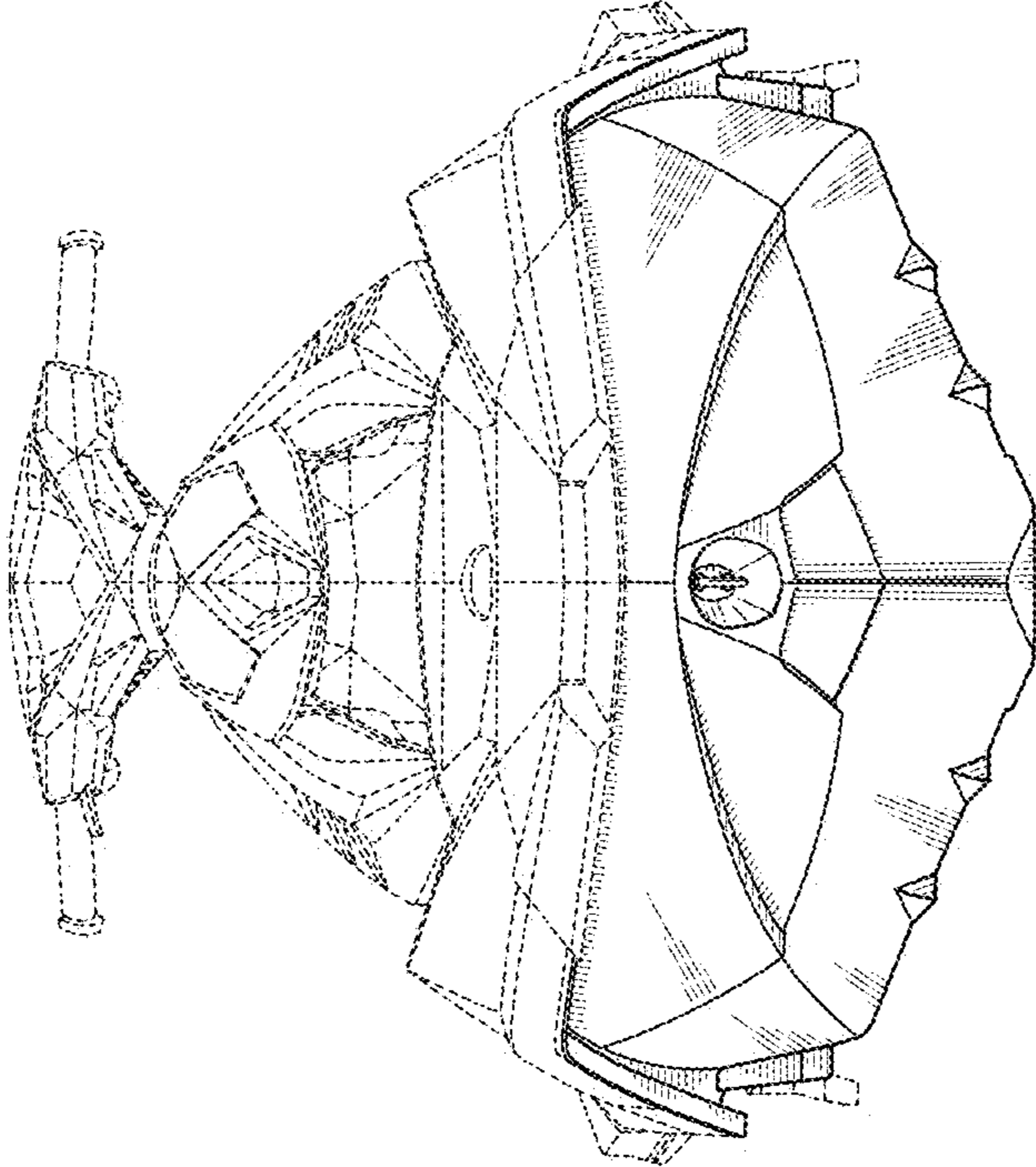


FIG.2

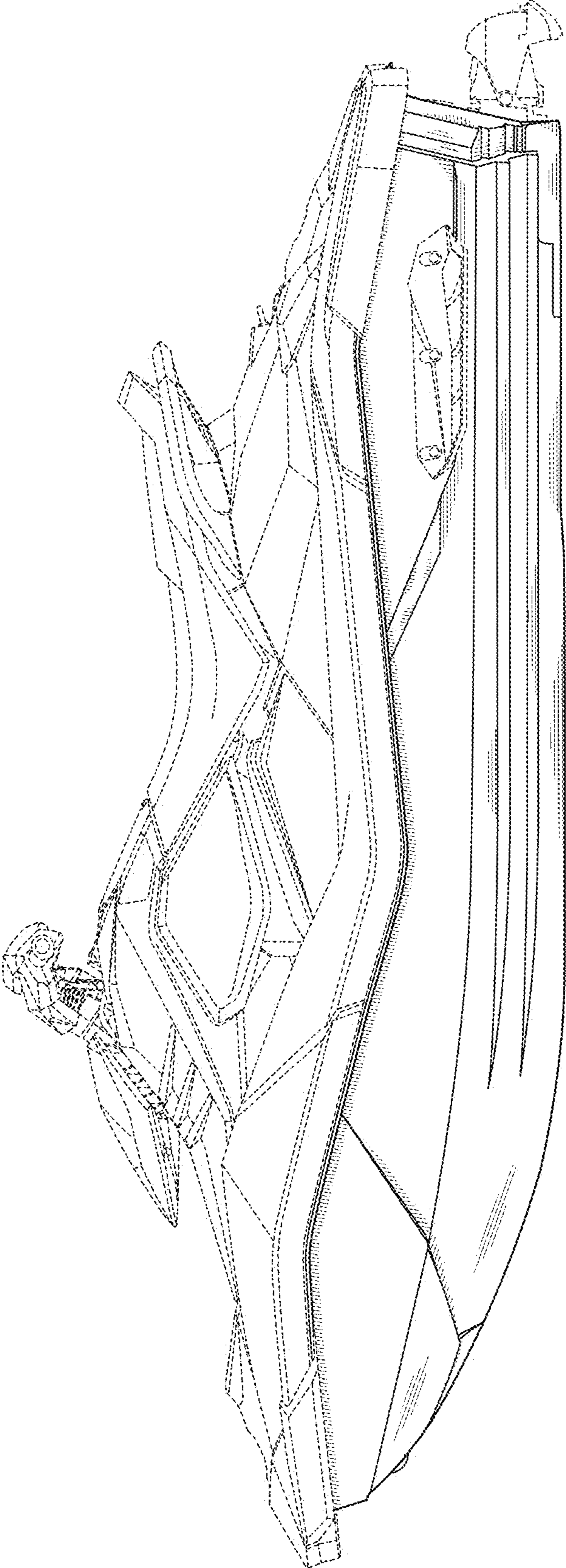


FIG. 3

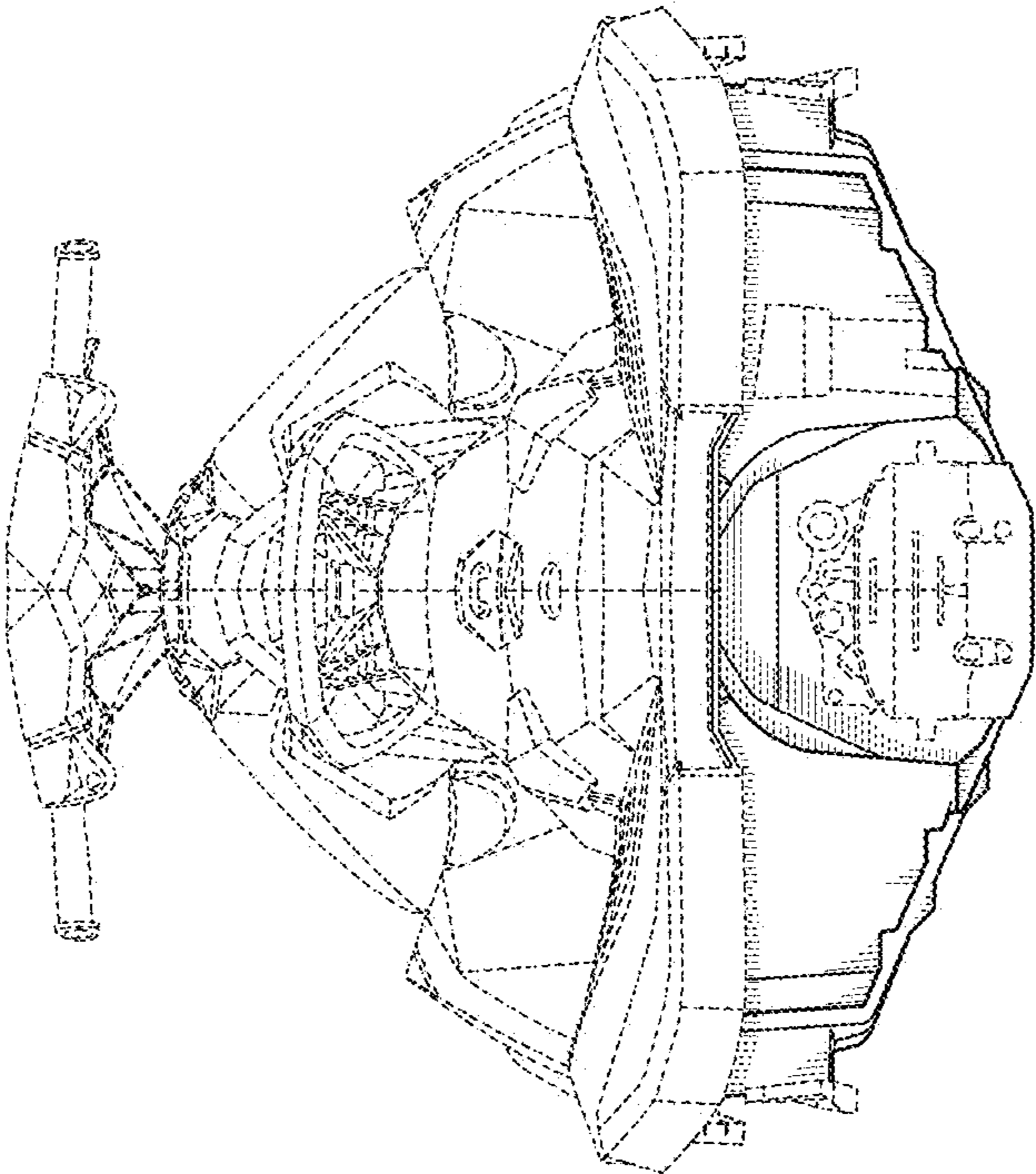


FIG.4

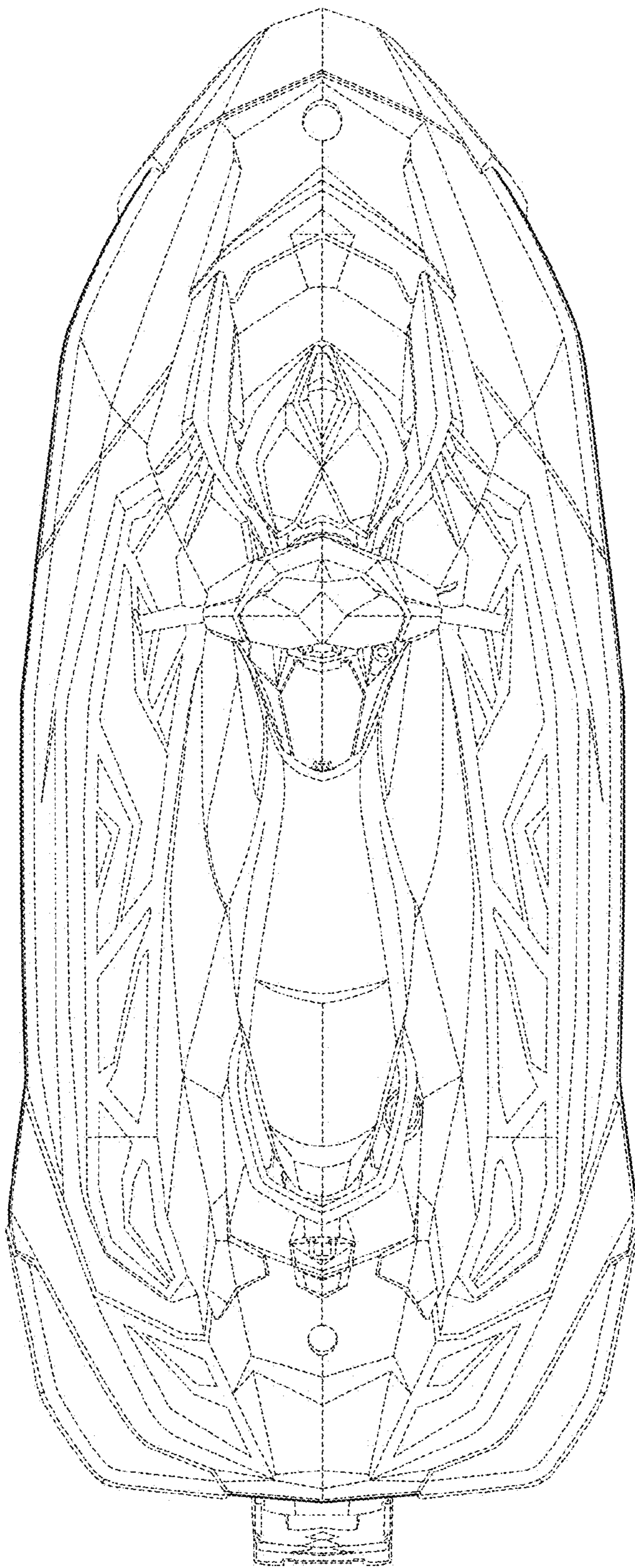


FIG. 5

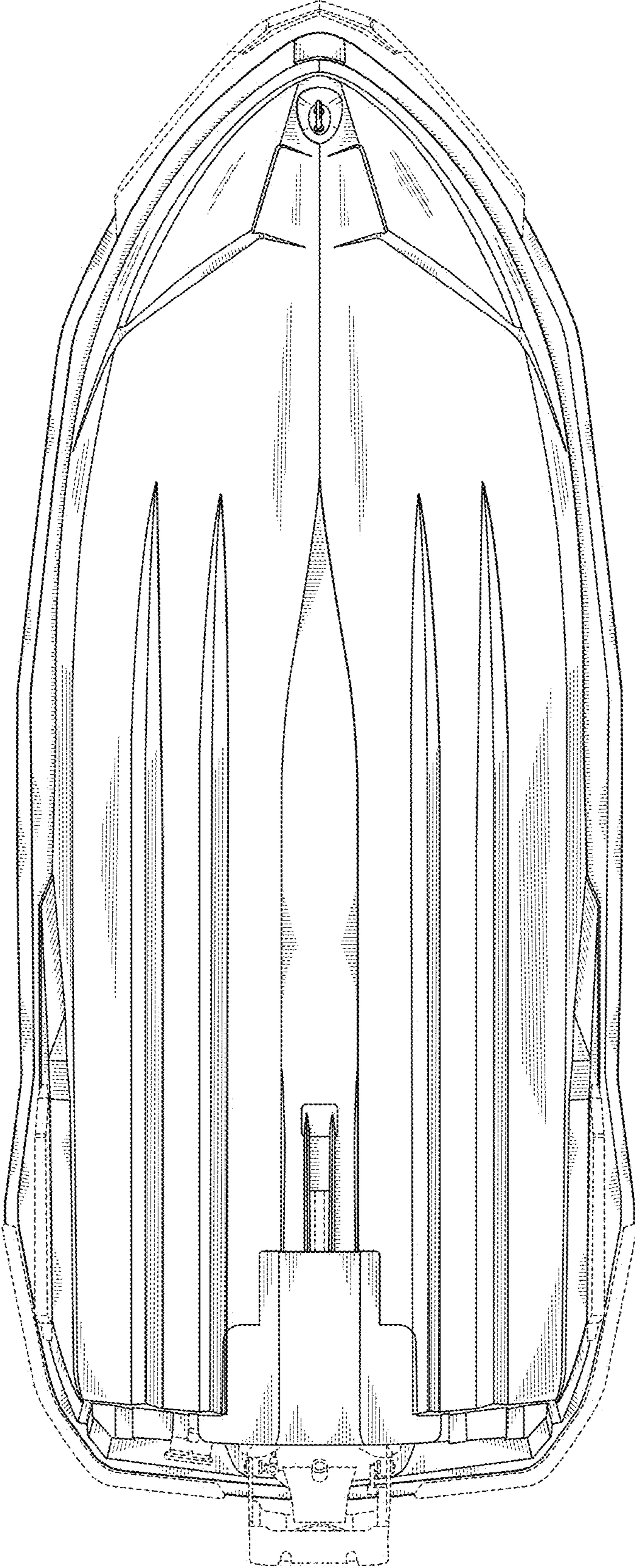


FIG. 6


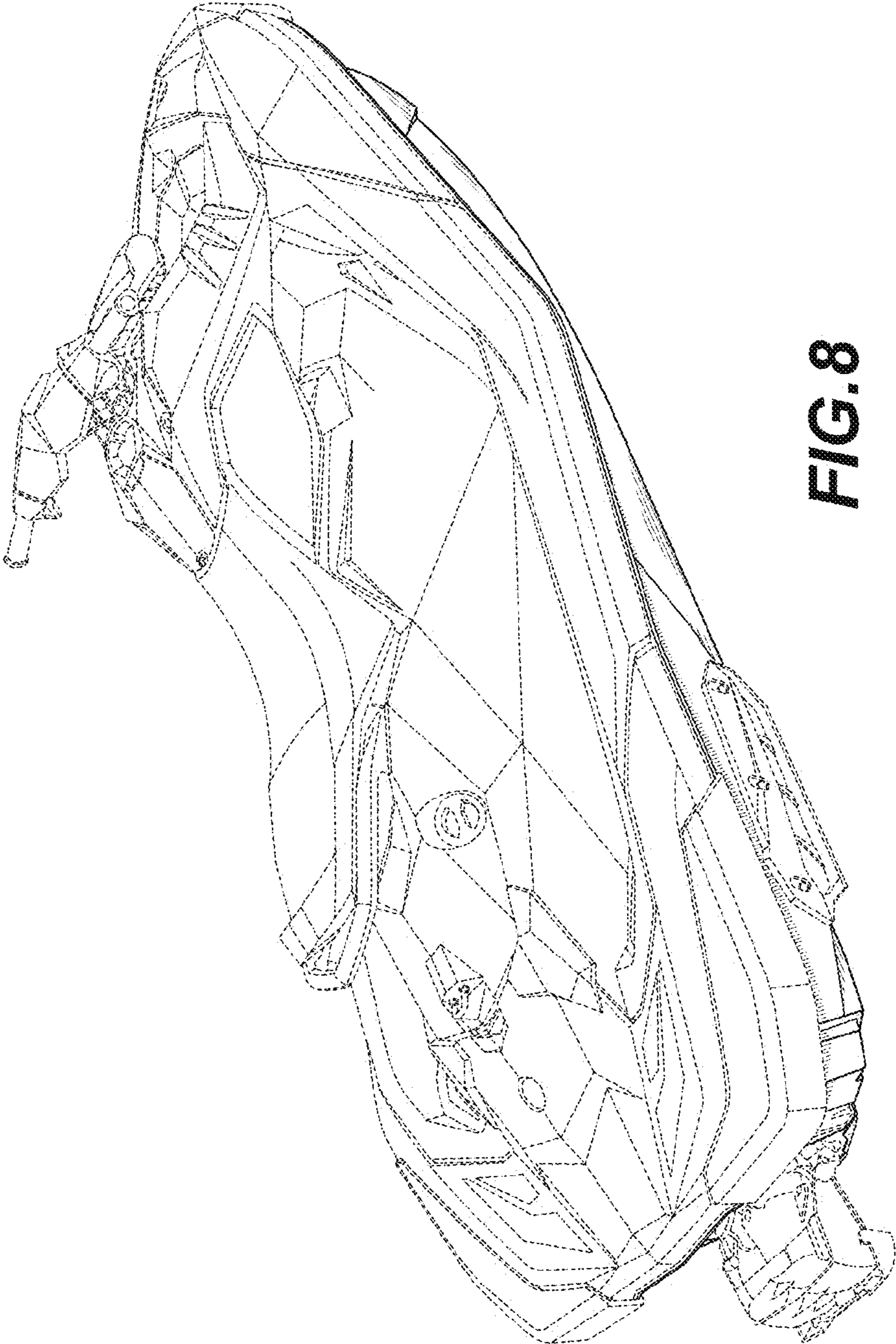


FIG. 7



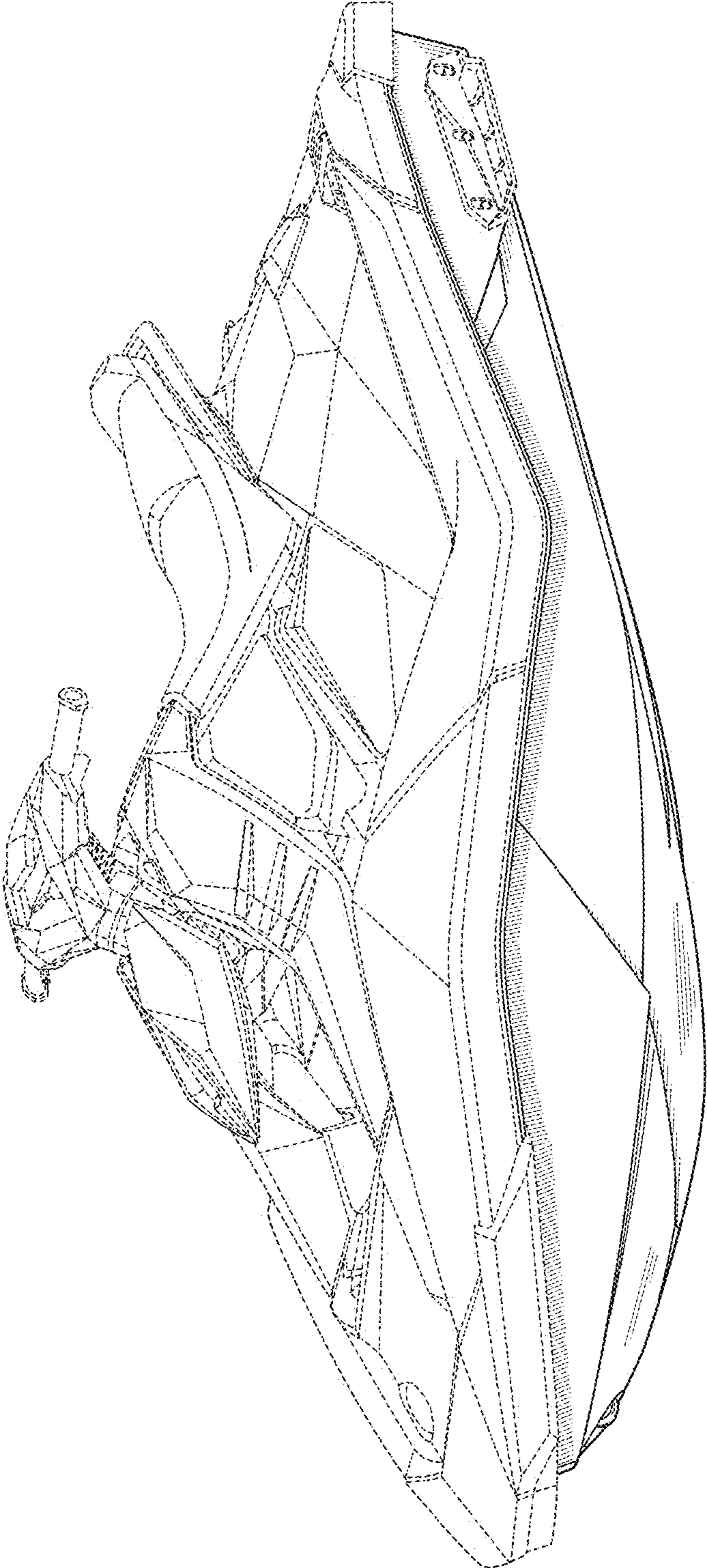


FIG. 9

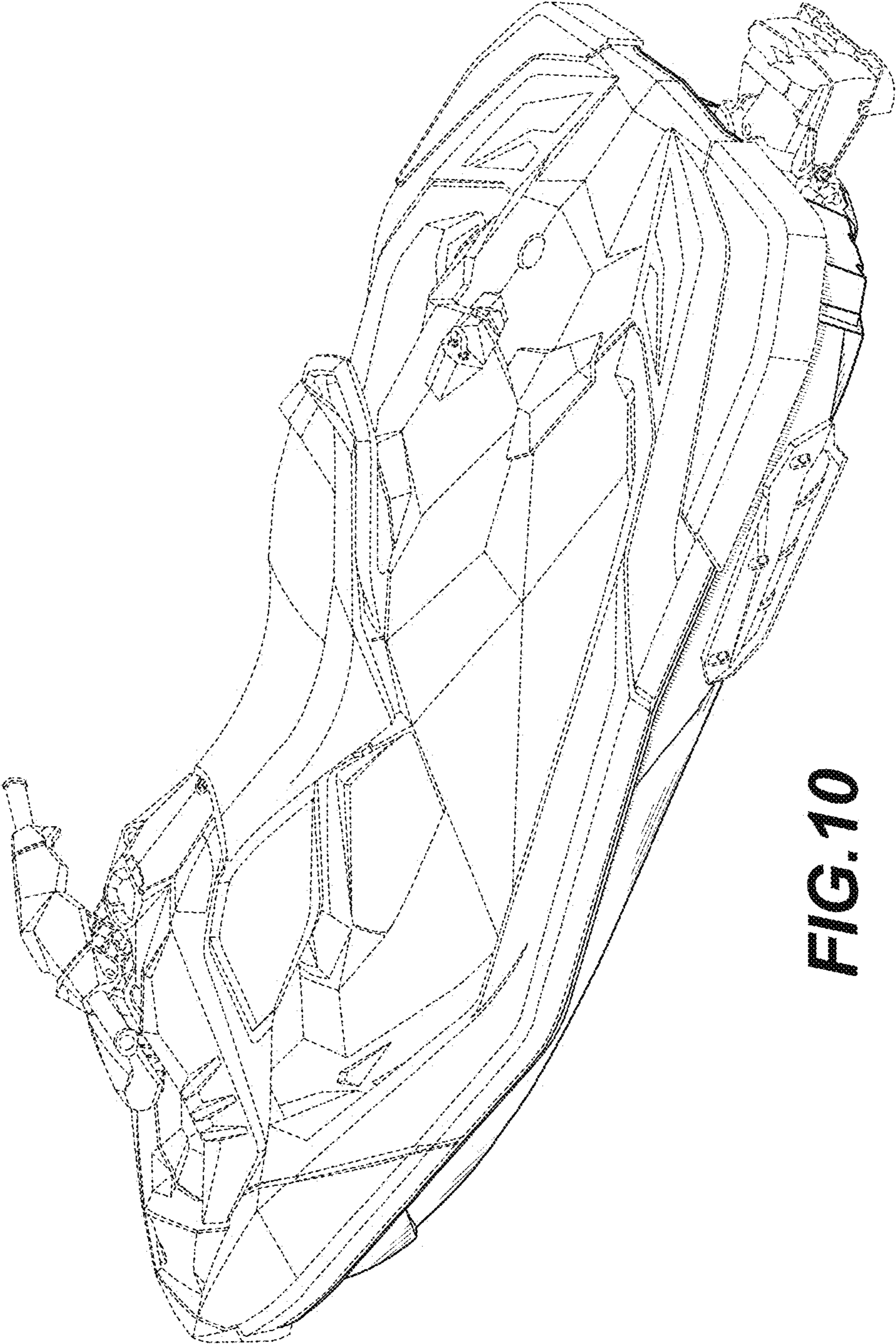


FIG. 10