



US00D732438S

(12) **United States Design Patent**
Smart et al.

(10) **Patent No.:** **US D732,438 S**
(45) **Date of Patent:** **** Jun. 23, 2015**

(54) **FIELD STRETCHER**

(71) Applicant: **TSG ASSOCIATES, LLP**, West Yorkshire (GB)

(72) Inventors: **Colin John Smart**, West Yorkshire (GB); **Simon Eric Pennells**, West Yorkshire (GB); **Mark Pittaway**, West Yorkshire (GB)

(73) Assignee: **TSG ASSOCIATES, LLP**, West Yorkshire (GB)

(**) Term: **14 Years**

(21) Appl. No.: **29/467,041**

(22) Filed: **Sep. 13, 2013**

(51) **LOC (10) Cl.** **12-12**

(52) **U.S. Cl.**
USPC **D12/128**

(58) **Field of Classification Search**
USPC D12/128-133; D34/28, 35, 37; 280/62, 280/647-650, 29, 200, 47.38, 250.1, 259, 280/642, 658; 296/65.03, 65.04; 224/409; D3/5, 7, 10, 11, 17
See application file for complete search history.

(56) **References Cited**

U.S. PATENT DOCUMENTS

4,064,574	A	12/1977	Schnitzler	
4,442,557	A	4/1984	Clemens	
4,723,327	A *	2/1988	Smith	5/89.1
4,742,588	A *	5/1988	James	5/83.1
D306,148	S *	2/1990	Dannals et al.	D12/128
4,922,562	A	5/1990	Allred	
D329,216	S *	9/1992	Beeley et al.	D12/128
D332,930	S *	2/1993	Clark et al.	D12/128

(Continued)

Primary Examiner — Ian Simmons

Assistant Examiner — Charles Hanson

(74) *Attorney, Agent, or Firm* — Christopher J. Knors; Moore & Van Allen PLLC

(57) **CLAIM**

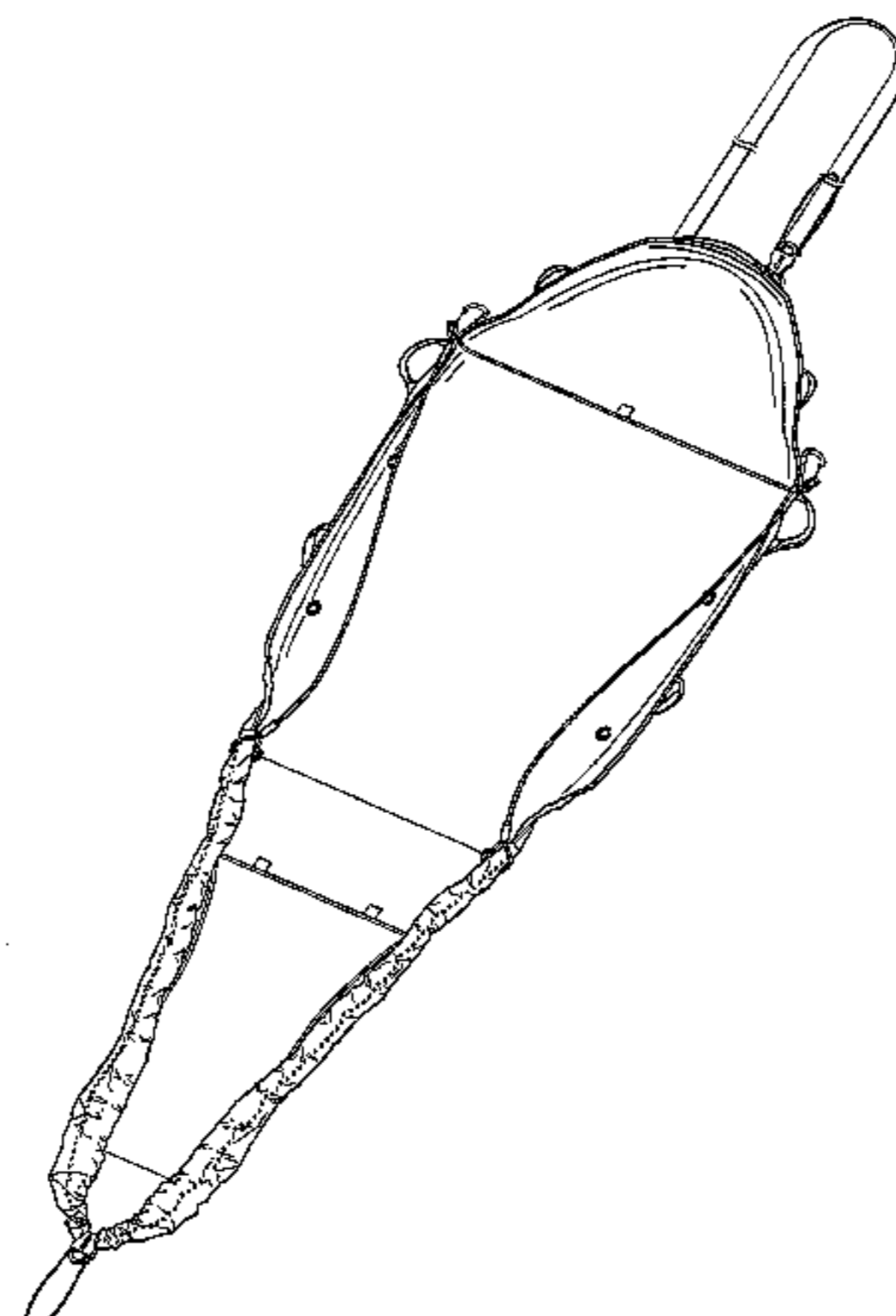
We claim the ornamental design for a field stretcher, as shown and described.

DESCRIPTION

FIG. 1 is a front perspective view of a field stretcher embodiment showing our new design;
 FIG. 2 is a front elevation view thereof;
 FIG. 3 is a back elevation view thereof;
 FIG. 4 is a side elevation view thereof;
 FIG. 5 is the opposite side elevation view thereof;
 FIG. 6 is a top elevation view thereof;
 FIG. 7 is a bottom elevation view thereof;
 FIG. 8 is a front perspective view of a modified embodiment of the embodiment of FIG. 1;
 FIG. 9 is a front elevation view thereof;
 FIG. 10 is a back elevation view thereof;
 FIG. 11 is a side elevation view thereof;
 FIG. 12 is an opposite side elevation view thereof;
 FIG. 13 is a top elevation view thereof;
 FIG. 14 is a bottom elevation view thereof;
 FIG. 15 is a front perspective view thereof, in a drawn condition;
 FIG. 16 is a front elevation view thereof;
 FIG. 17 is a back elevation view thereof;
 FIG. 18 is a side elevation view thereof;
 FIG. 19 is an opposite side elevation view thereof;
 FIG. 20 is a top elevation view;
 FIG. 21 is a bottom elevation view thereof;
 FIG. 22 is a front perspective view thereof, in a partially drawn condition; and,
 FIG. 23 is a front elevation view thereof, in a partially drawn condition.

Broken lines or dotted sections in any of the foregoing Figures are for illustrative purposes only and form no part of the claimed design. The top hand strap shown broken in the middle to indicate indeterminate length, with the understanding that the “indeterminate” portion of the strap forms no part of the claimed design. Patentability is based only on those portions of the article shown in solid lines.

1 Claim, 17 Drawing Sheets



(56)

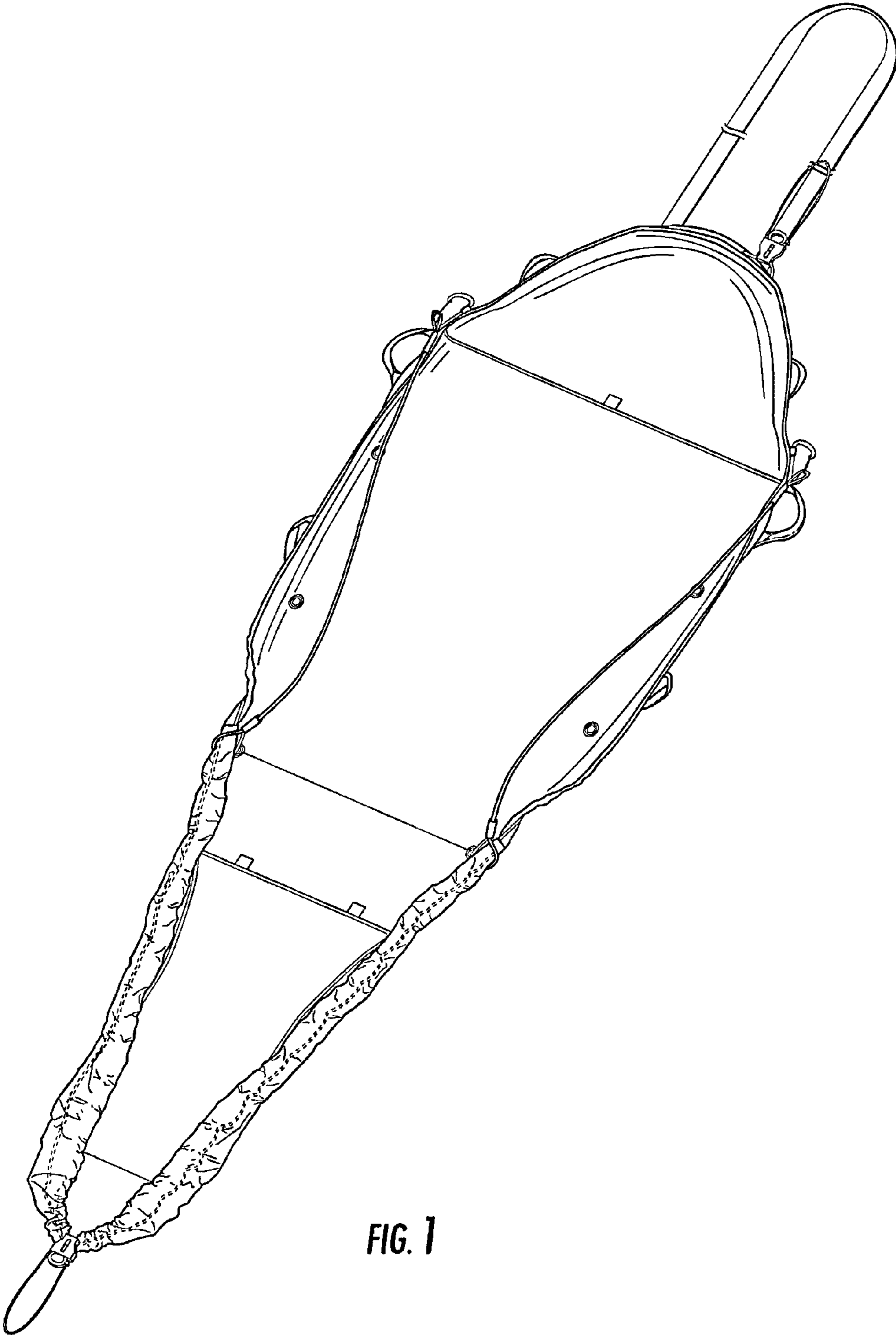
References Cited

U.S. PATENT DOCUMENTS

5,189,746 A 3/1993 Horie
 5,190,056 A * 3/1993 Hull 5/621
 D346,346 S * 4/1994 Johnson et al. D12/128
 5,317,770 A 6/1994 Sakurai
 5,333,335 A * 8/1994 Gastle et al. 5/625
 5,386,604 A 2/1995 Ricketts
 5,398,358 A 3/1995 Mercke
 5,442,821 A 8/1995 Weeks
 5,539,945 A 7/1996 Rosenberg
 5,598,592 A 2/1997 Castellani
 D394,929 S * 6/1998 Ahumada D34/1
 5,787,529 A 8/1998 Landes
 5,839,137 A 11/1998 Butler
 5,978,989 A 11/1999 Chavez
 6,427,271 B1 8/2002 Gadzia
 6,440,160 B1 8/2002 Cordani
 6,634,044 B1 10/2003 Wright

D486,287 S * 2/2004 Liljedahl D34/28
 D488,107 S * 4/2004 Saunier D12/128
 6,823,542 B2 11/2004 Berge
 6,871,368 B2 3/2005 Calkin
 D506,710 S * 6/2005 Hurtado D12/133
 7,043,785 B2 5/2006 Dimentmen
 7,467,419 B2 12/2008 O'Neal
 D617,691 S 6/2010 Smart
 7,865,986 B2 1/2011 Smart
 2003/0000017 A1 1/2003 Byerrum
 2003/0106155 A1 6/2003 Arai
 2004/0088794 A1 5/2004 Calkin
 2006/0137097 A1 6/2006 Frost
 2006/0162137 A1 * 7/2006 Hjort 24/598.4
 2007/0136950 A1 6/2007 Zuercher
 2007/0163047 A1 7/2007 Noonchester
 2007/0199148 A1 8/2007 Ricketts
 2008/0184488 A1 8/2008 Fee
 2009/0038076 A1 2/2009 Giduck

* cited by examiner



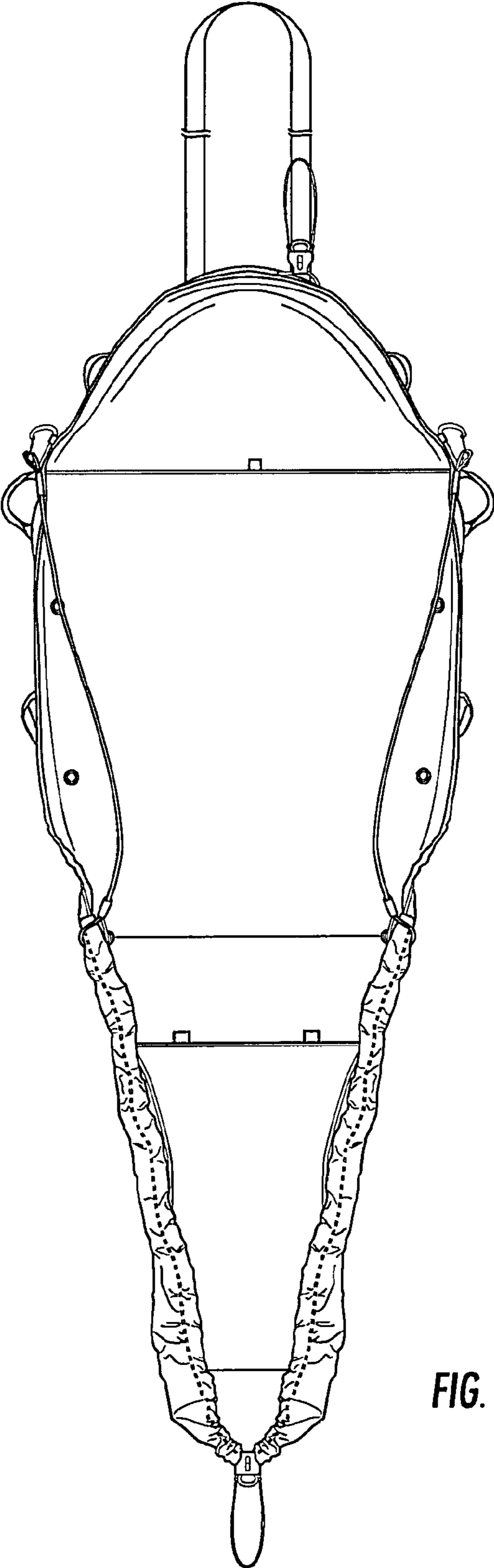


FIG. 2

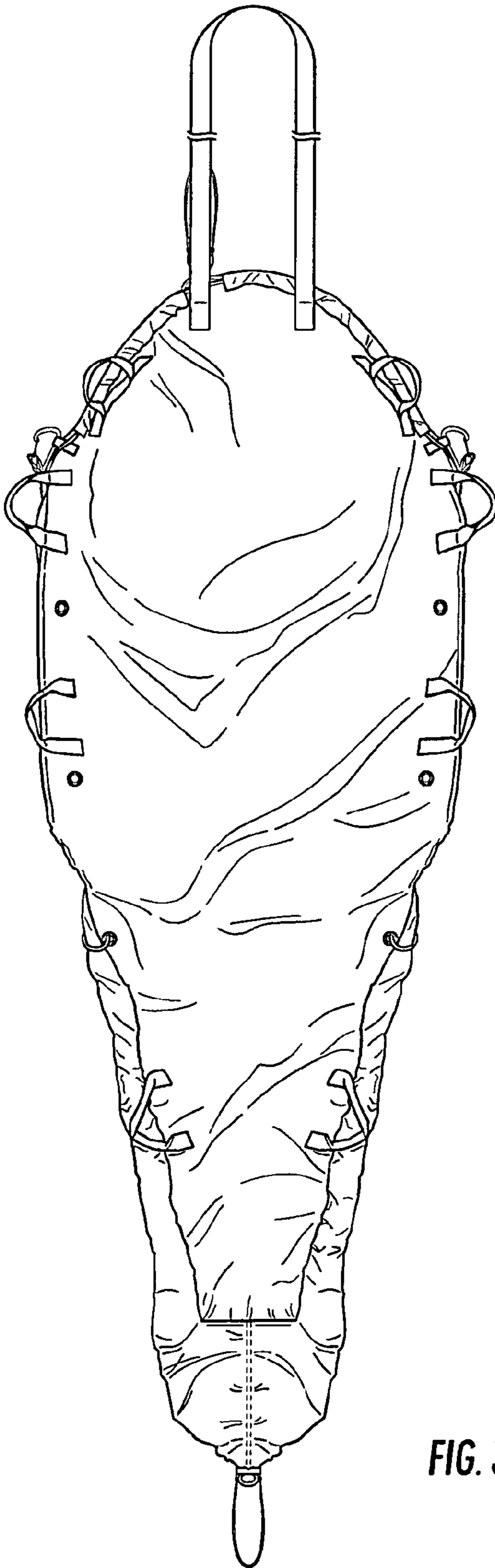


FIG. 3



FIG. 4



FIG. 5




FIG. 6

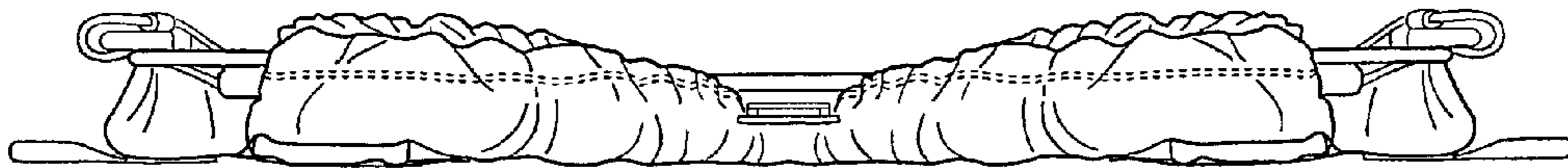


FIG. 7

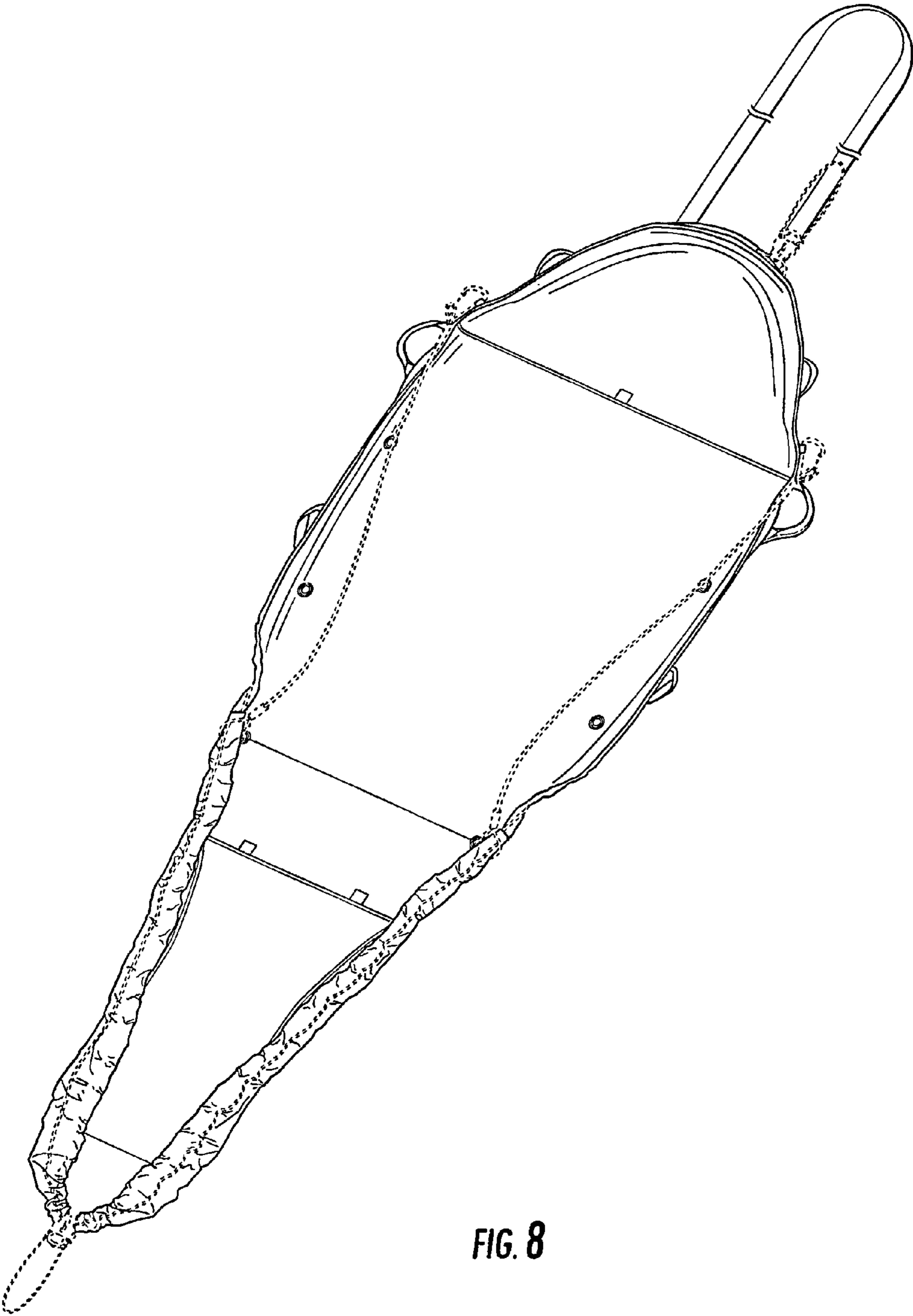


FIG. 8

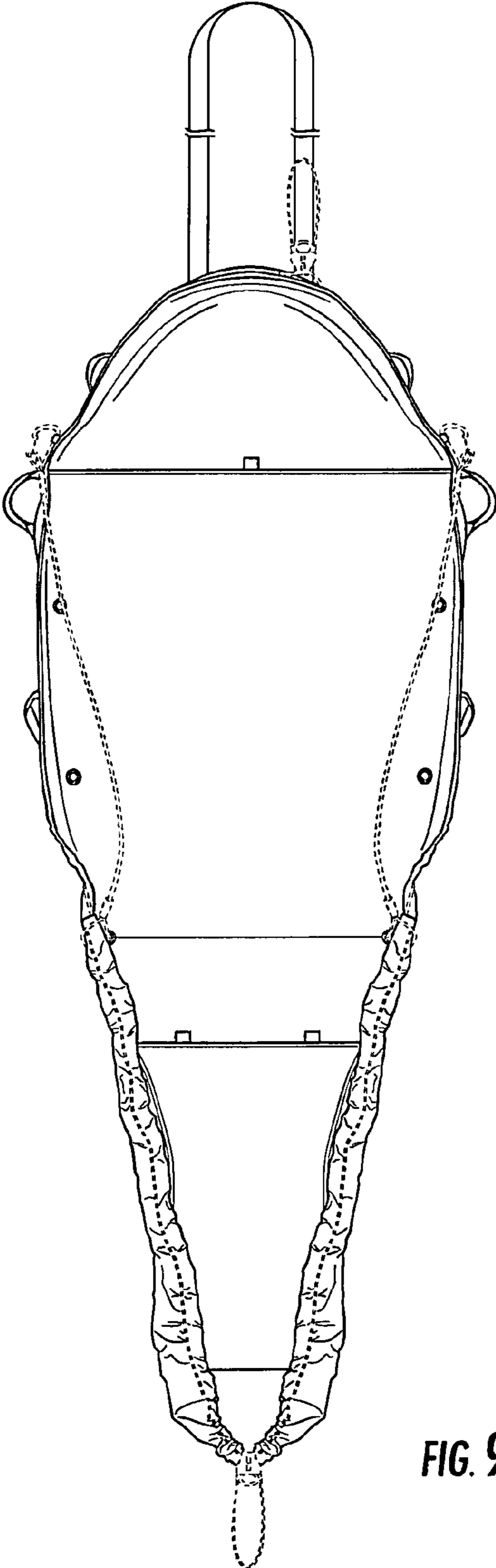


FIG. 9

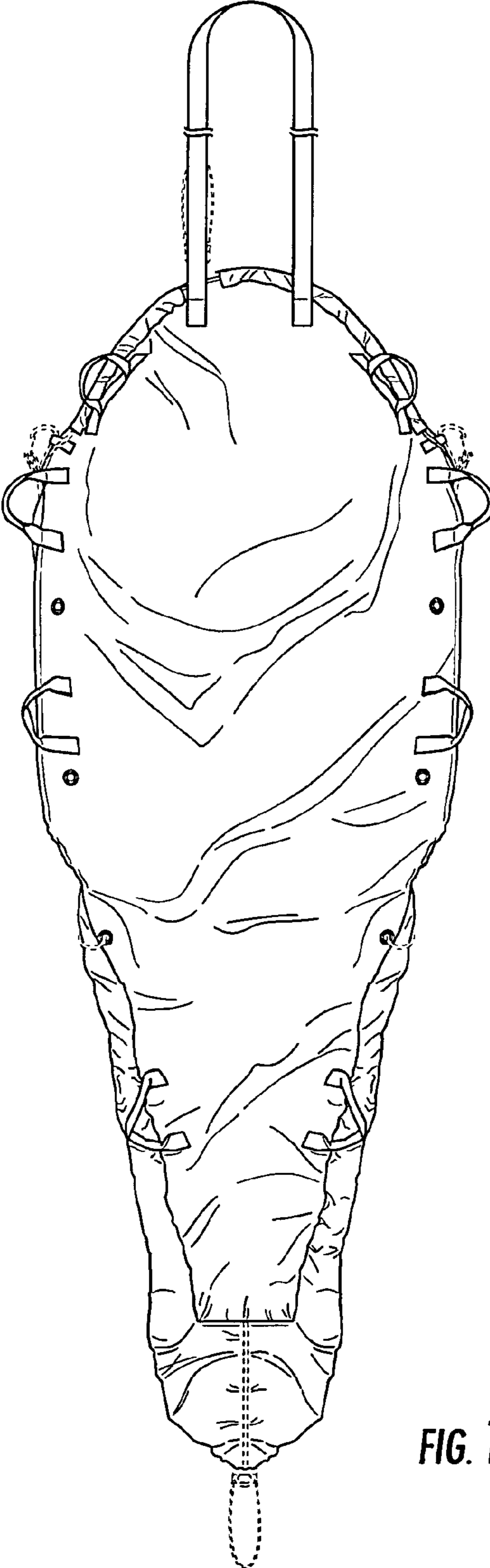


FIG. 10



FIG. 11



FIG. 12

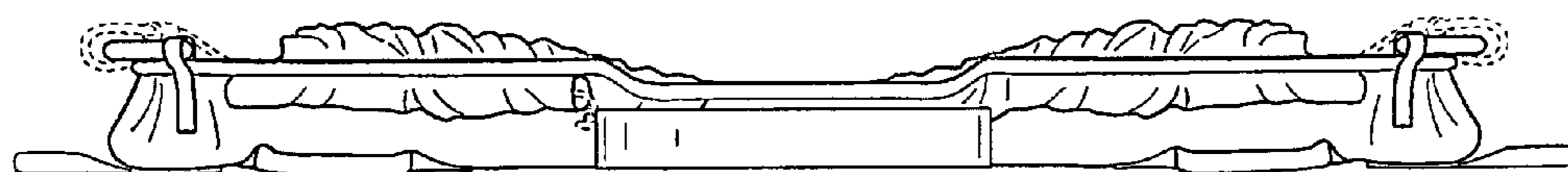


FIG. 13




FIG. 14

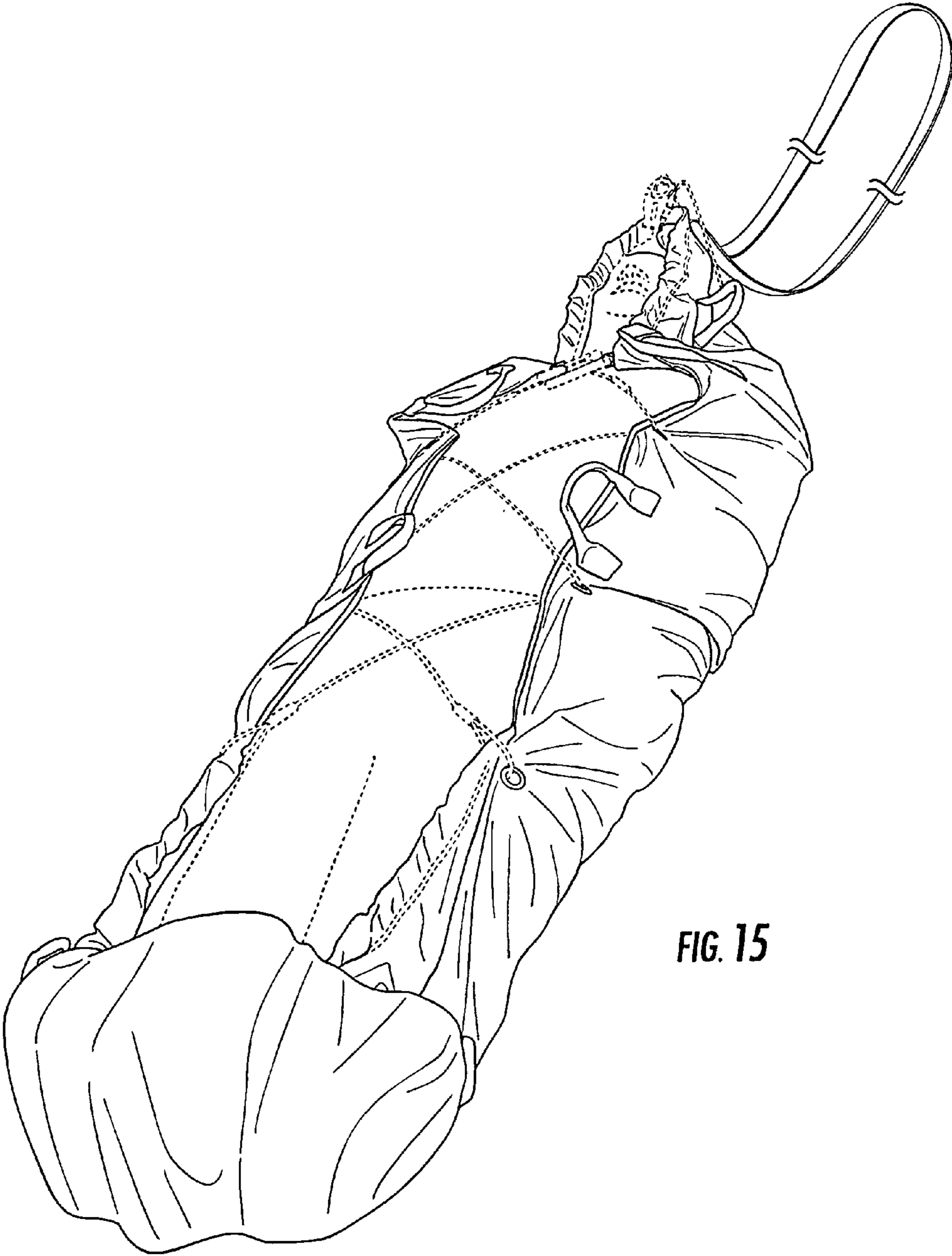


FIG. 15

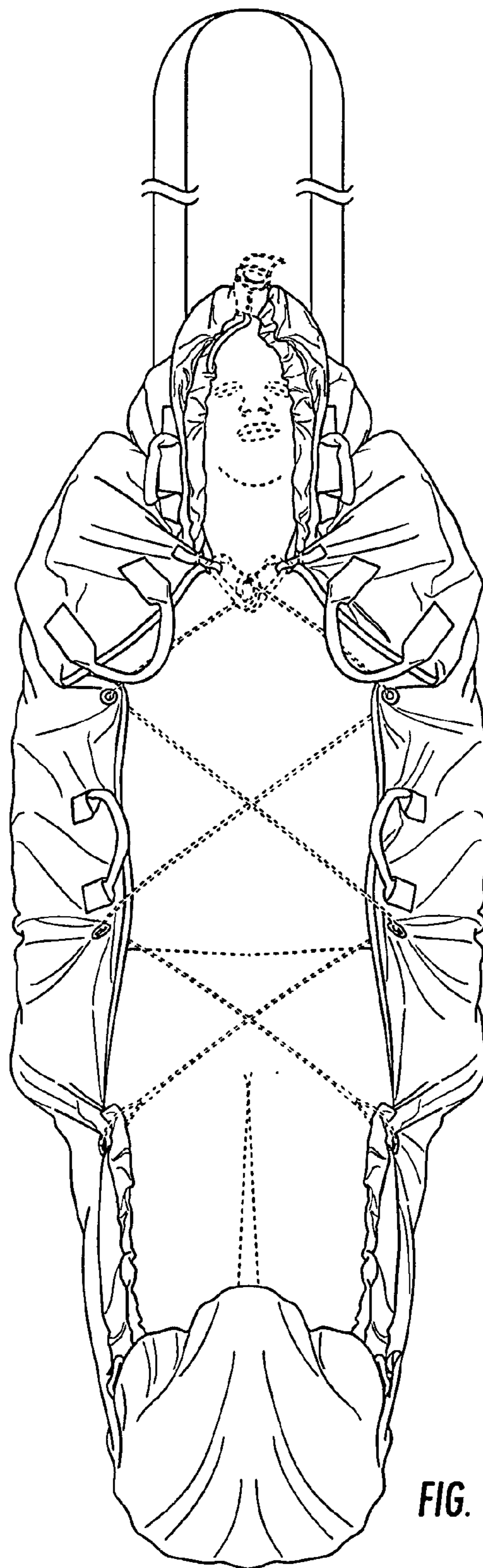


FIG. 16

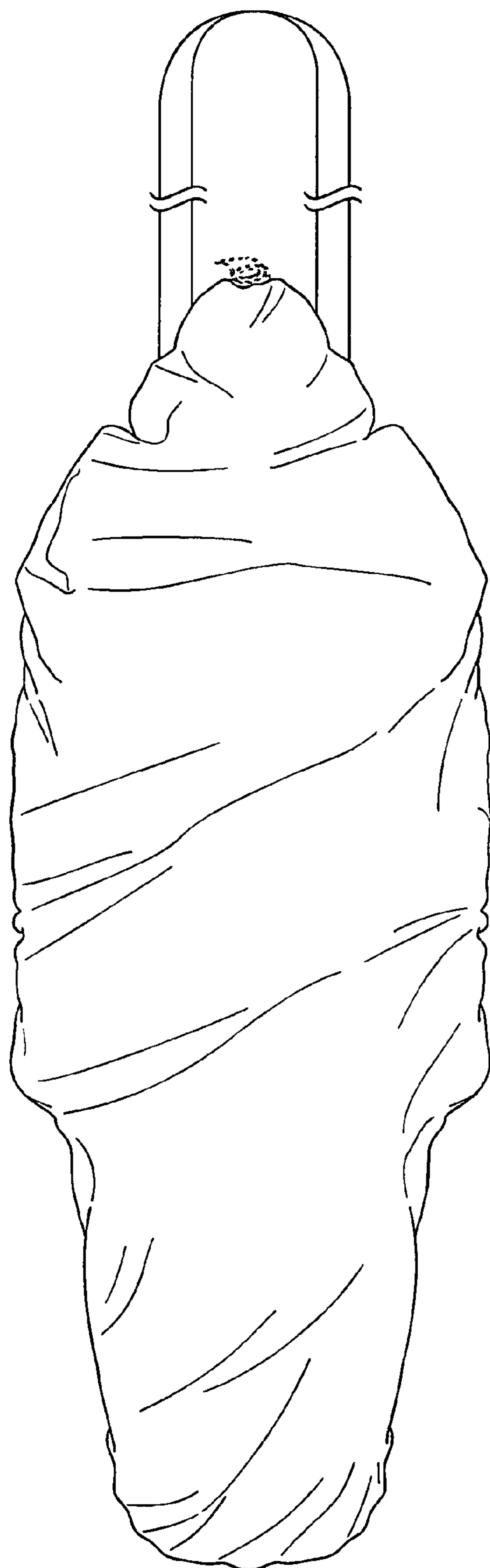


FIG. 17



FIG. 18



FIG. 19

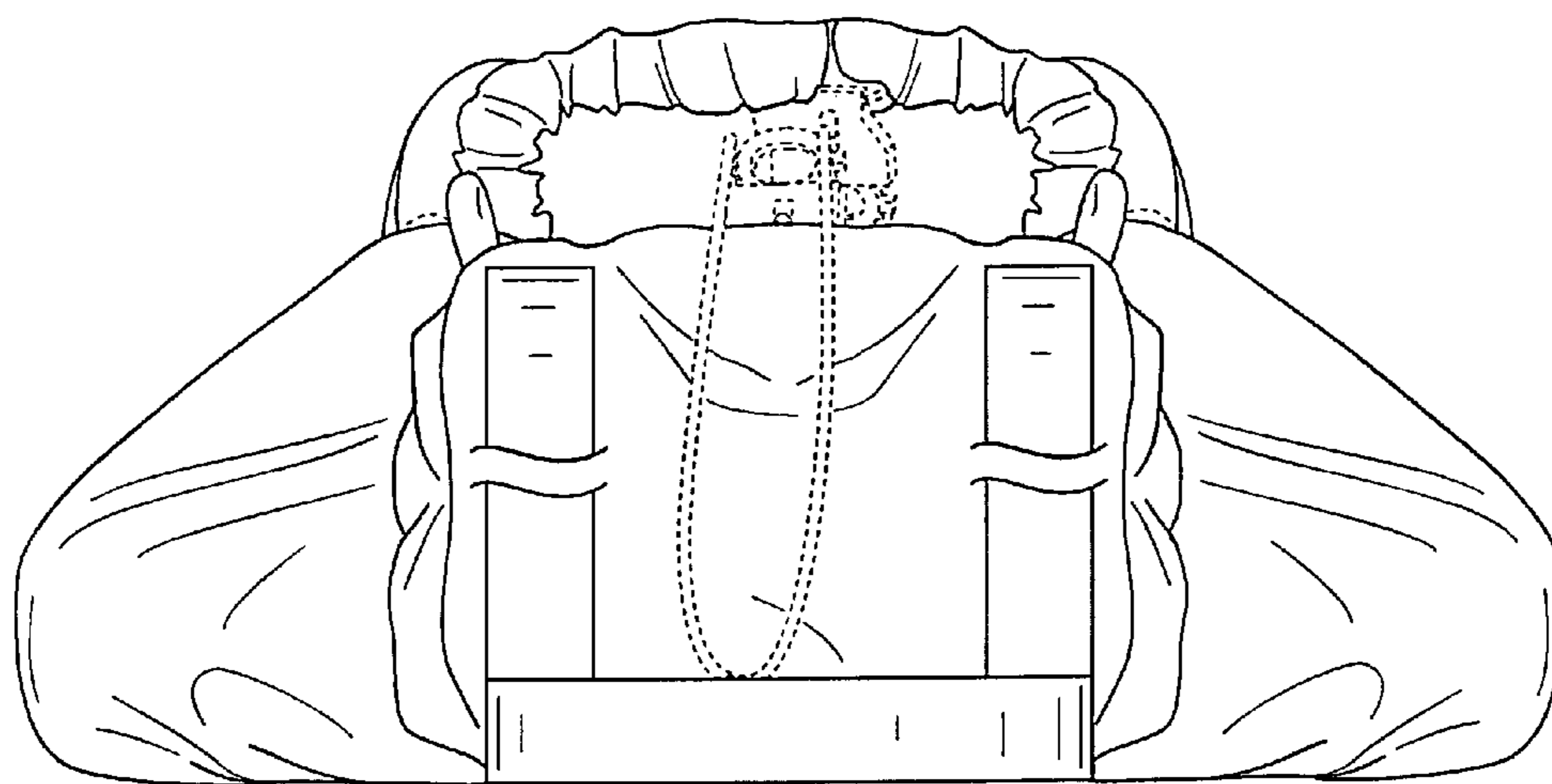


FIG. 20

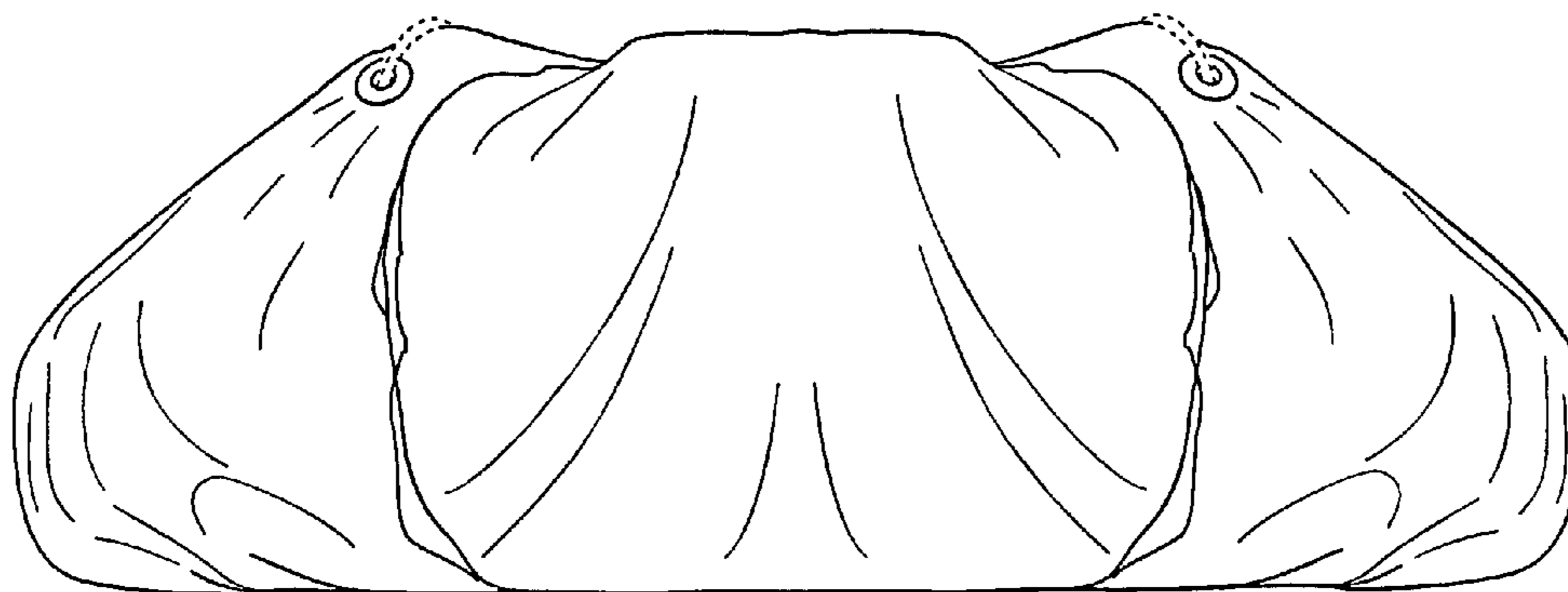


FIG. 21




FIG. 22

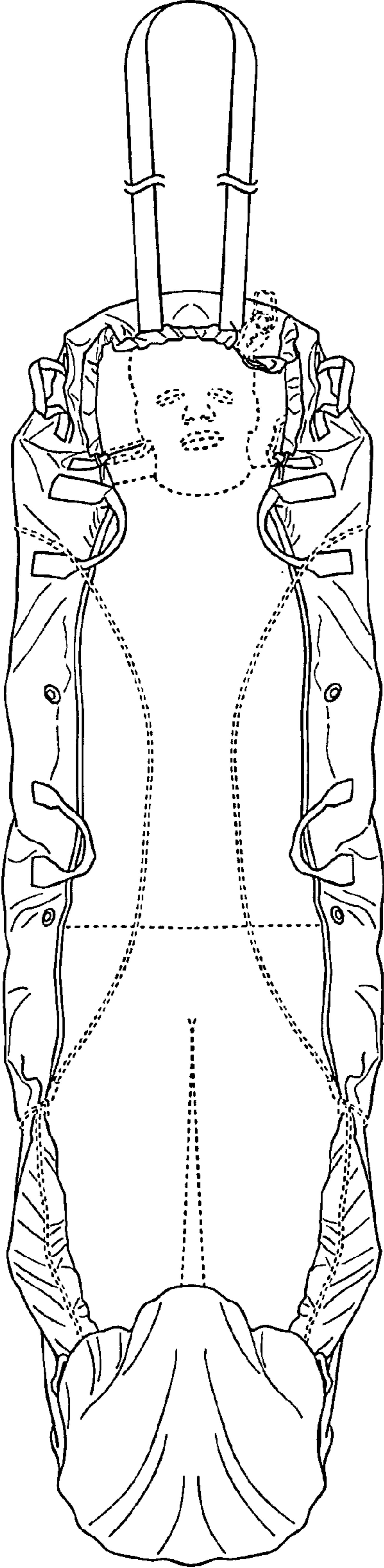


FIG. 23