



US00D732428S

(12) **United States Design Patent**
Nanba et al.

(10) **Patent No.:** **US D732,428 S**
(45) **Date of Patent:** **** Jun. 23, 2015**

- (54) **PASSENGER CAR**
- (71) Applicant: **Fuji Jukogyo Kabushiki Kaisha**, Tokyo (JP)
- (72) Inventors: **Osamu Nanba**, Tokyo (JP); **Atsushi Kochi**, Tokyo (JP); **Sou Tamiya**, Tokyo (JP)
- (73) Assignee: **Fuji Jukogyo Kabushiki Kaisha**, Tokyo (JP)
- (**) Term: **14 Years**
- (21) Appl. No.: **29/489,457**
- (22) Filed: **Apr. 30, 2014**
- (30) **Foreign Application Priority Data**

D605,978 S *	12/2009	Wolff et al.	D12/91
D619,500 S *	7/2010	Hsu et al.	D12/91
D619,502 S *	7/2010	Cha	D12/91
D624,850 S *	10/2010	Yagi et al.	D12/91
D626,040 S *	10/2010	Sakae et al.	D12/164
D627,262 S *	11/2010	Ikeda et al.	D12/91
D630,554 S *	1/2011	Kim	D12/91
D645,787 S *	9/2011	Tokano et al.	D12/91
D684,092 S *	6/2013	Lee	D12/91
D690,230 S *	9/2013	Moushegian et al.	D12/91
D706,173 S *	6/2014	Seller Sirvent et al.	D12/92
D708,097 S *	7/2014	Minami et al.	D12/92
D722,532 S *	2/2015	Nanba et al.	D12/91
D724,493 S *	3/2015	Kobayashi	D12/91
2012/0169085 A1 *	7/2012	Verhee et al.	296/180.1

* cited by examiner

Primary Examiner — Melody N Brown
(74) *Attorney, Agent, or Firm* — Schiff Hardin LLP

- Oct. 31, 2013 (JP) 2013-025397
- (51) **LOC (10) Cl.** **12-08**
- (52) **U.S. Cl.**
USPC **D12/91**
- (58) **Field of Classification Search**
USPC D12/86, 90–92; D21/421, 433, 434;
296/181.1, 181.5
CPC B62D 35/00; B62D 25/00; B62D 25/06;
B62D 25/08; B62D 33/00
See application file for complete search history.

(57) **CLAIM**
We claim the ornamental design for a passenger car, as shown and described.

- (56) **References Cited**
U.S. PATENT DOCUMENTS
D526,935 S * 8/2006 Wagner et al. D12/91
D602,399 S * 10/2009 Sakae et al. D12/91

DESCRIPTION
FIG. 1 is a front perspective view for a “passenger car” showing my new design,
FIG. 2 is a rear perspective view thereof,
FIG. 3 is a right-side view thereof,
FIG. 4 is a left-side view thereof,
FIG. 5 is a front view thereof,
FIG. 6 is a rear view thereof; and,
FIG. 7 is a top view thereof.

1 Claim, 7 Drawing Sheets



Fig. 1



Fig. 2




Fig. 3




Fig. 4




Fig. 5



Fig. 6




Fig. 7

