



US00D732415S

(12) **United States Design Patent**
Wright

(10) **Patent No.:** **US D732,415 S**
(45) **Date of Patent:** **** Jun. 23, 2015**

- (54) **BRACELET**
- (71) Applicant: **Cindy L Wright**, Pittsgrove, NJ (US)
- (72) Inventor: **Cindy L Wright**, Pittsgrove, NJ (US)
- (**) Term: **14 Years**
- (21) Appl. No.: **29/493,687**
- (22) Filed: **Jun. 12, 2014**
- (51) **LOC (10) Cl.** **11-01**
- (52) **U.S. Cl.**
USPC **D11/3**
- (58) **Field of Classification Search**
USPC D11/1-29, 37-39, 81, 84, 86, 89, 91,
D11/94, 131, 131.1, 133, 140, 155, 157,
D11/211, 220, 226; 63/1.11, 1.13-1.17, 3,
63/3.1, 3.2, 5.1, 6, 7, 12, 15, 15.1-15.3,
63/15.45, 15.5, 21, 33, 40, 41;
D10/30-32; 368/281-283; D14/344;
D2/946, 976
See application file for complete search history.

D284,950 S *	8/1986	Lai	D11/3
D406,785 S *	3/1999	Ruscitti	D11/4
D550,430 S *	9/2007	Martin, Jr.	D11/3
D550,580 S *	9/2007	Saxon	D11/4
D559,724 S *	1/2008	Dabbs et al.	D11/4
D571,684 S *	6/2008	Kim	D11/2
D652,756 S *	1/2012	Lans	D11/3
D656,856 S *	4/2012	Kleinberg	D11/3
D693,992 S *	11/2013	Dinunzio	D11/220

* cited by examiner

Primary Examiner — Cynthia Ramirez
Assistant Examiner — Llorelys Martinez-Rivera

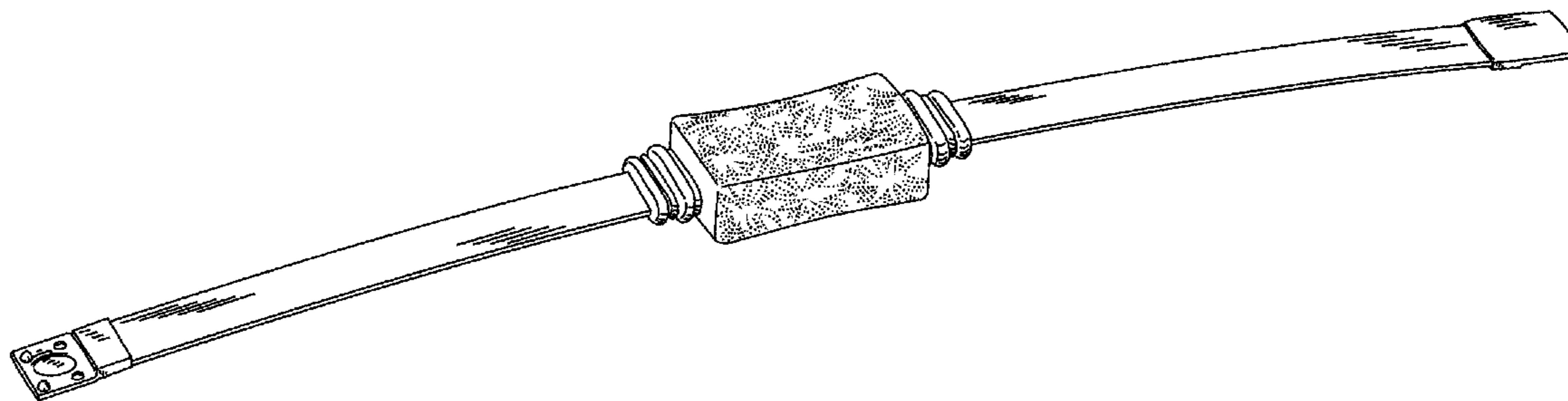
(57) **CLAIM**
The ornamental design for a bracelet, as shown and described.

DESCRIPTION

FIG. 1 is a front elevational view of a bracelet showing my new design;
FIG. 2 is a rear elevational view thereof;
FIG. 3 is a left side elevational view thereof;
FIG. 4 is a right side elevational view thereof;
FIG. 5 is a top plan view thereof;
FIG. 6 is a bottom plan view thereof; and,
FIG. 7 is a perspective view thereof.
The broken line showing patterning is included for the purpose of illustrating environmental structure and forms no part of the claimed design.

1 Claim, 7 Drawing Sheets

- (56) **References Cited**
U.S. PATENT DOCUMENTS
1,957,274 A * 5/1934 Lederer D11/3
2,553,089 A * 5/1951 Holder 368/282



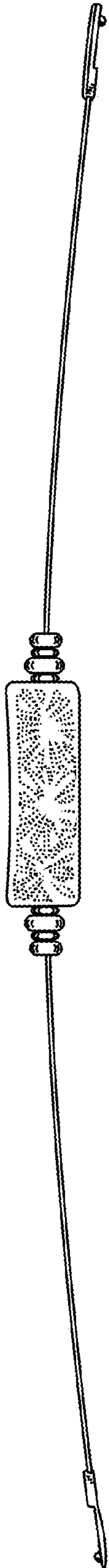


FIG. 1

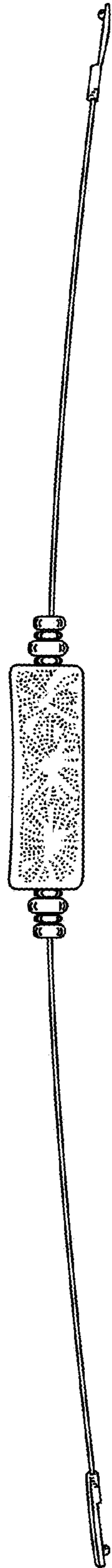


FIG. 2

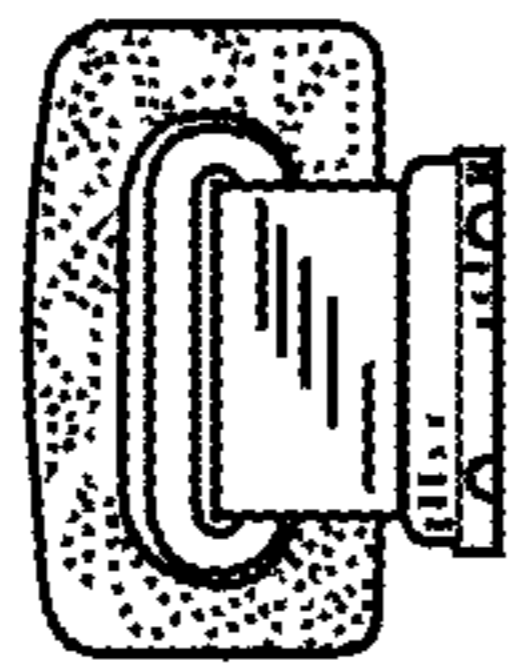


FIG. 3

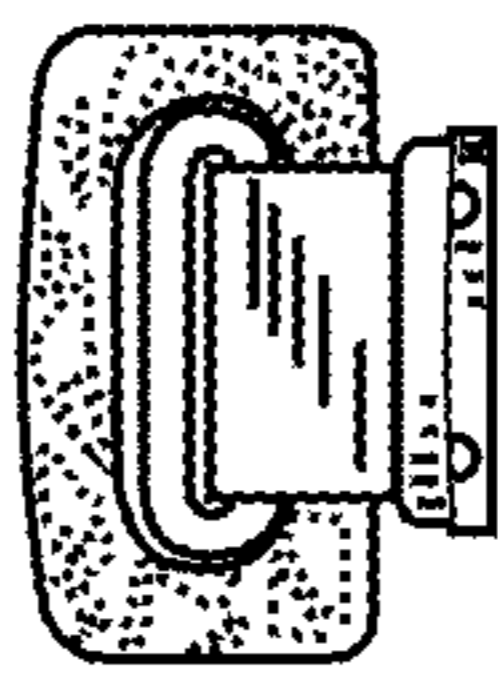


FIG. 4




FIG. 5




FIG. 6

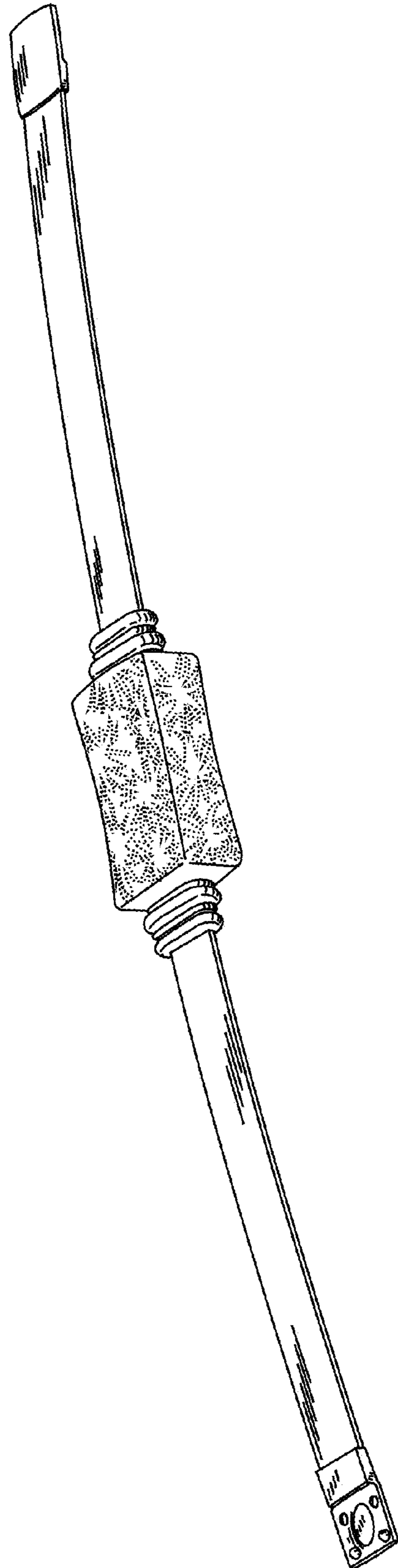


FIG. 7