

US00D732398S

(12) **United States Design Patent**
Landrum et al.

(10) **Patent No.:** **US D732,398 S**
(45) **Date of Patent:** **** Jun. 23, 2015**

(54) **COMBINED CONTAINER AND PUMP CLOSURE**

(71) Applicant: **The Procter & Gamble Company,**
Cincinnati, OH (US)

(72) Inventors: **Benjamin Patrick Landrum,**
Cincinnati, OH (US); **Graham Clive Hufton,**
Manhattan, NY (US); **Shaun Shang-Yun Chan,**
Montgomery, OH (US); **Lindsey Christine Barker**
Sunderhaus, Hamilton, OH (US)

(73) Assignee: **The Procter & Gamble Company,**
Cincinnati, OH (US)

(**) Term: **14 Years**

(21) Appl. No.: **29/482,782**

(22) Filed: **Feb. 21, 2014**

(51) **LOC (10) Cl.** **09-01**

(52) **U.S. Cl.**
USPC **D9/682**

(58) **Field of Classification Search**
USPC D9/682-694, 516, 517, 526, 529, 542,
D9/543, 549, 553, 554, 558, 566, 567,
D9/571-575, 436, 448

CPC B65D 2501/0081; B65D 1/0223;
B65D 11/0037; B65D 11/3001; B65D
11/3047; B65D 83/0033; B65D 83/32; B65D
83/38; B05B 11/3002; B05B 11/3004; B05B
11/3005; B05B 11/3007; B05B 11/3008;
B05B 11/3009; B05B 11/3011; B05B
11/3012; B05B 11/3014; B05B 11/3015;
B05B 11/3016; B05B 11/3018; B05B
11/3019; B05B 11/3021; B05B 11/3022;
B05B 11/3023; B05B 11/3025; B05B
11/3026; B05B 11/3028; B05B 11/3029;
B05B 11/303; B05B 11/3032; B05B 11/3033;
B05B 11/3035; B05B 11/3036; A47K 5/12;
A47K 5/1202; A47K 5/1204; A47K 5/1205;
A47K 5/1208; A47K 5/1211; A47K 5/14
See application file for complete search history.

(56) **References Cited**

U.S. PATENT DOCUMENTS

D198,593 S *	7/1964	Johns	D9/574
D232,079 S *	7/1974	Luedtke	D9/529
D283,795 S *	5/1986	Demourgues	D9/573
D348,388 S *	7/1994	Kuzma	D9/682
D398,223 S *	9/1998	Bertolini et al.	D9/692
D433,932 S *	11/2000	Kuzma et al.	D9/682
D445,037 S *	7/2001	Kokenge et al.	D9/571
D451,402 S *	12/2001	Kokenge et al.	D9/549
D497,555 S *	10/2004	Lecoule	D9/572
D521,873 S *	5/2006	Ross	D9/691
D522,876 S *	6/2006	Braaten et al.	D9/691
D554,517 S *	11/2007	Breitlander	D9/558
D575,166 S *	8/2008	Miller et al.	D9/693
D591,164 S *	4/2009	Ribadeneira Mejia et al.	D9/682
D591,613 S *	5/2009	Mason	D9/694

(Continued)

Primary Examiner — Catherine Tuttle

(74) *Attorney, Agent, or Firm* — Linda M. Sivik

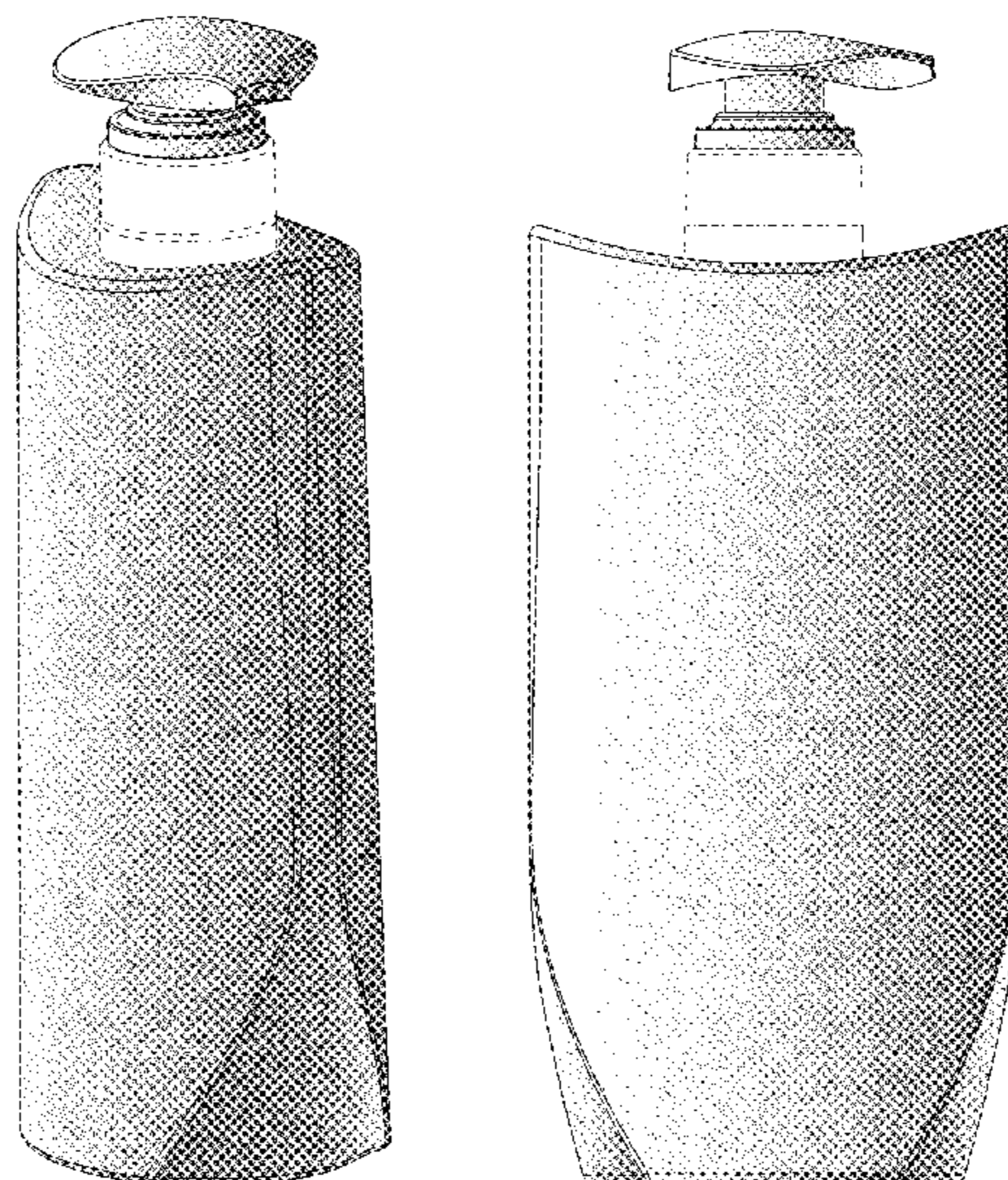
(57) **CLAIM**

The ornamental design for a combined container and pump closure, as shown and described.

DESCRIPTION

FIG. 1 is a perspective view of a combined container and pump closure, embodying our new design; FIG. 2 is a left side elevation view of FIG. 1; FIG. 3 is the right side elevation view of FIG. 1; FIG. 4 is the front elevation view of FIG. 1; FIG. 5 is the rear elevation view of FIG. 1; FIG. 6 is the top plan view of FIG. 1; and, FIG. 7 is the bottom plan view of FIG. 1. The broken lines shown in the drawings are for illustrative purposes only and form no part of the claimed design.

1 Claim, 4 Drawing Sheets



US D732,398 S

Page 2

(56)

References Cited

U.S. PATENT DOCUMENTS

D656,839 S *	4/2012	Shaw et al.	D9/682
D684,473 S *	6/2013	Crawford et al.	D9/565
2004/0140325 A1 *	7/2004	Flaig et al.	222/182
D597,411 S *	8/2009	Colatrella et al.	D9/542

* cited by examiner




Fig. 1




Fig. 2

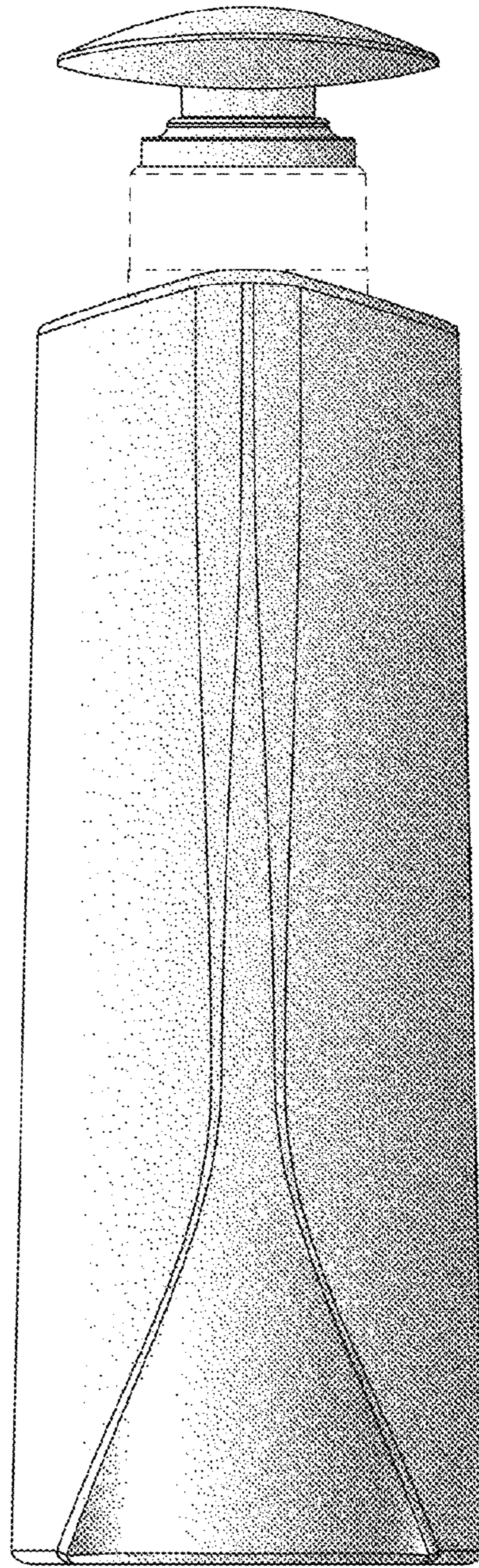


Fig. 3

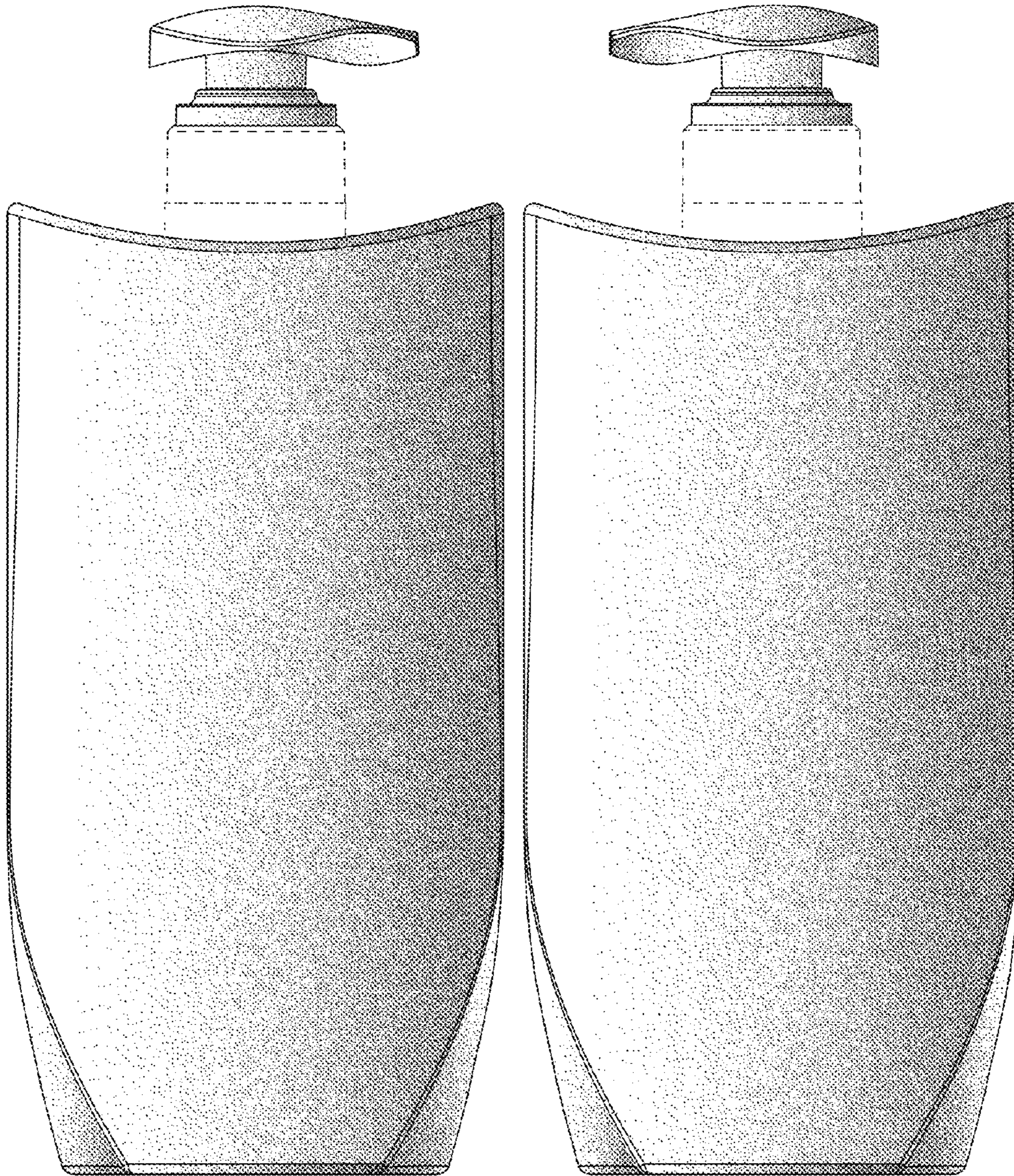


Fig. 4

Fig. 5

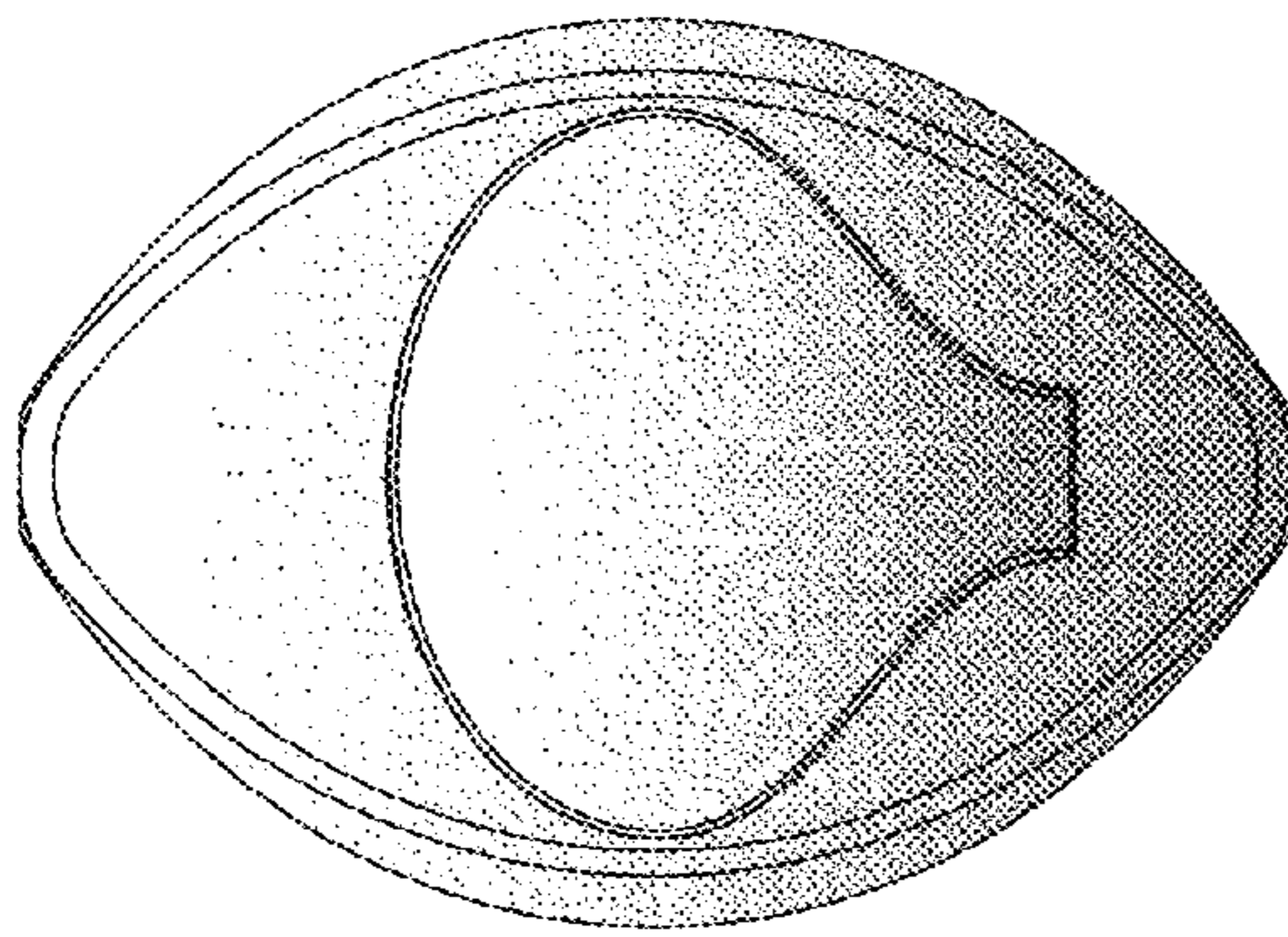


Fig. 6

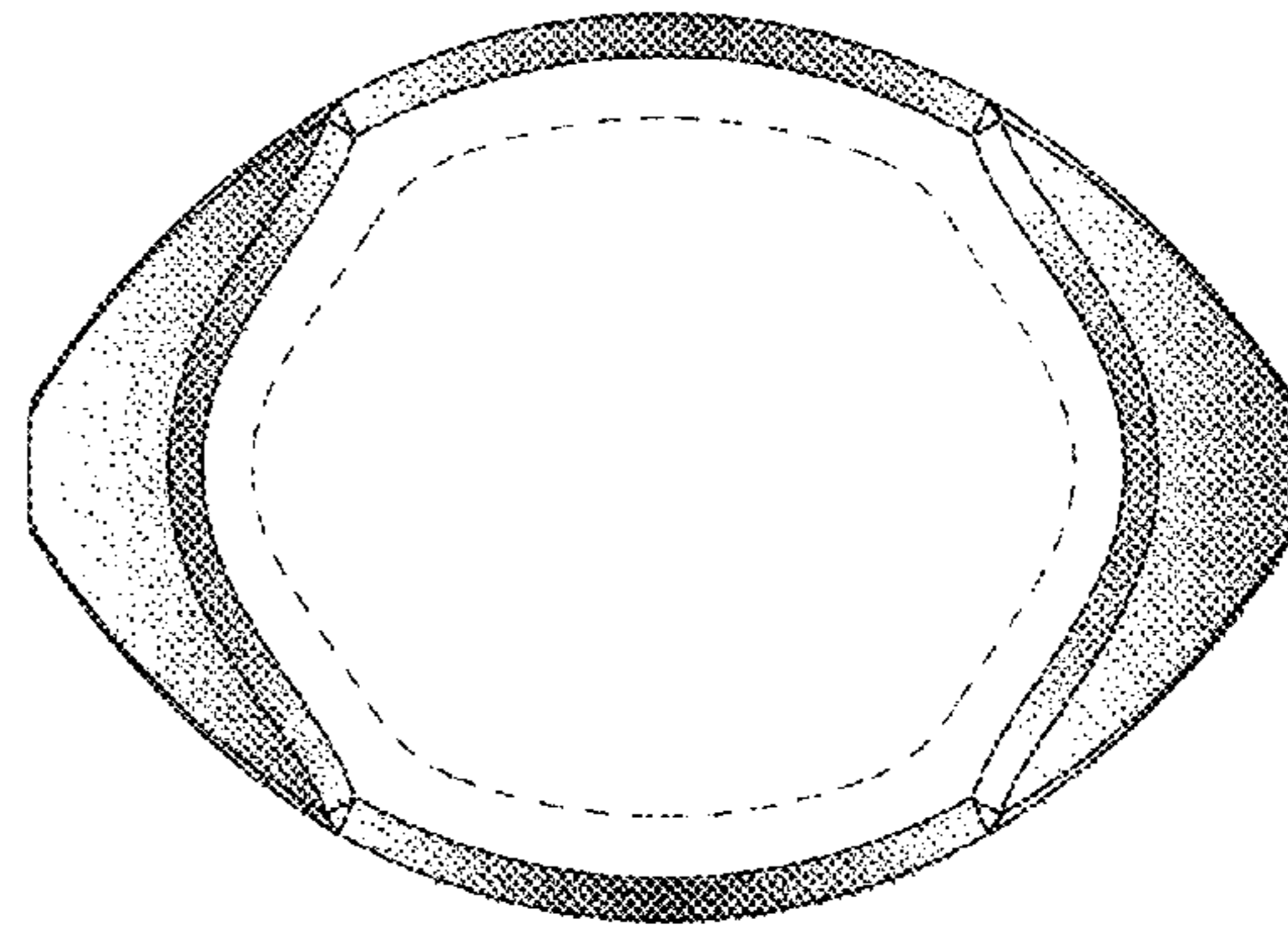


Fig. 7