



US00D732388S

(12) **United States Design Patent**  
**Toh et al.**

(10) **Patent No.:** **US D732,388 S**  
(45) **Date of Patent:** **\*\* Jun. 23, 2015**

- (54) **CAP FOR A CONTAINER**
- (71) Applicant: **Colgate-Palmolive Company**, New York, NY (US)
- (72) Inventors: **Kiat-Cheong Toh**, Forest Hills, NY (US); **Lucas Wade**, Brooklyn, NY (US)
- (73) Assignee: **Colgate-Palmolive Company**, New York, NY (US)
- (\*\*) Term: **14 Years**
- (21) Appl. No.: **29/471,038**
- (22) Filed: **Oct. 28, 2013**
- (51) **LOC (10) Cl.** ..... **09-01**
- (52) **U.S. Cl.**  
USPC ..... **D9/445**
- (58) **Field of Classification Search**  
USPC ..... D9/434-439, 443-446, 449, 455-457, D9/499, 529, 530, 552, 727-729; 215/316, 215/384; 220/294, 780, 799; 401/75, 172  
CPC ..... A45D 40/00; A45D 40/02  
See application file for complete search history.

- D478,004 S 8/2003 Cummings
- D478,507 S 8/2003 Poisson et al.
- D490,314 S 5/2004 Wadsworth et al.
- D498,670 S 11/2004 Cummings et al.
- D499,640 S 12/2004 Grant
- D499,641 S 12/2004 Cummings et al.
- D503,892 S 4/2005 Storz et al.

(Continued)

**FOREIGN PATENT DOCUMENTS**

CA D102969 5/2004

**OTHER PUBLICATIONS**

XY Approved. Speed Stick Gear Antiperspirant/Deodorant. Feb. 15, 2014 [online], [site visited Mar. 24, 2015]. Available from Internet, <URL:http://xyapproved.blogspot.com/2014/02/speed-stick-gear-antiperspirantdeodorant.html>.\*

*Primary Examiner* — Robert M Spear  
*Assistant Examiner* — Darcey E Heflin

(74) *Attorney, Agent, or Firm* — Judy W. Chung

(57) **CLAIM**

The ornamental design for a cap for a container, as shown and described.

**DESCRIPTION**

FIG. 1 is a front perspective view of a container according to a second embodiment of the new design; FIG. 2 is a rear perspective view thereof; FIG. 3 is a front elevational view thereof; FIG. 4 is a rear elevational view thereof; FIG. 5 is a left side elevational view thereof; FIG. 6 is a right side elevational view thereof; FIG. 7 is a top plan view thereof; and, FIG. 8 is a bottom plan view thereof.

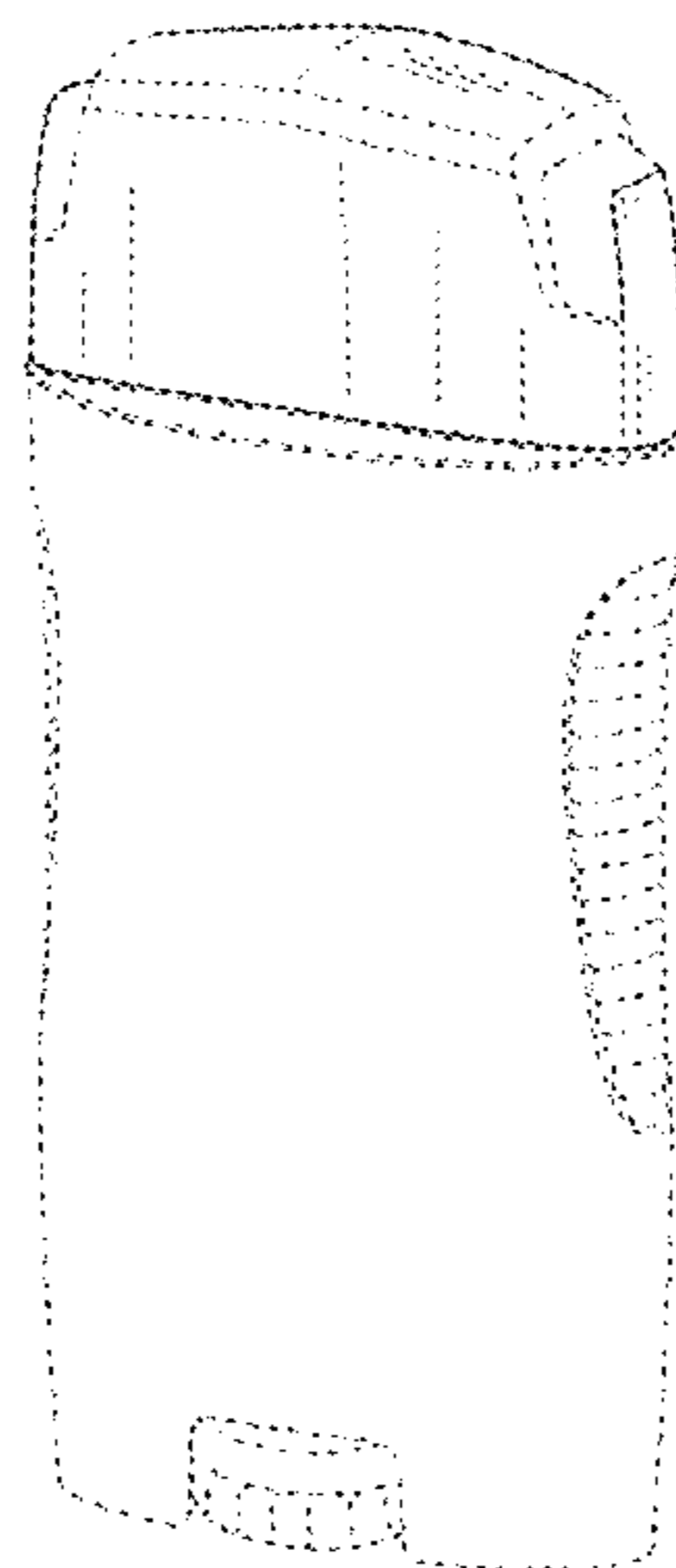
The broken lines shown in the drawings are included for the purpose of illustrating environmental structure and form no part of the claimed design.

**1 Claim, 6 Drawing Sheets**

(56) **References Cited**

**U.S. PATENT DOCUMENTS**

- 1,585,407 A 5/1926 Morin
- D312,574 S 12/1990 Geiger
- D327,431 S \* 6/1992 Farricielli ..... D9/444
- D362,621 S 9/1995 Blocker
- D368,225 S 3/1996 Bertolini et al.
- D374,817 S \* 10/1996 Bertolini et al. .... D9/727
- D381,899 S 8/1997 Crawford
- D400,094 S 10/1998 Poisson et al.
- 5,997,201 A \* 12/1999 Bossert et al. .... 401/75
- D471,809 S 3/2003 Poisson et al.
- D476,887 S 7/2003 Poisson et al.
- D476,888 S 7/2003 Poisson et al.
- D477,220 S 7/2003 Poisson et al.
- D477,221 S 7/2003 Poisson et al.



(56)

**References Cited**

U.S. PATENT DOCUMENTS

D511,094 S	11/2005	Schuller		D582,765 S	12/2008	Gustafson et al.	
D512,634 S	12/2005	Illenberger et al.		D582,766 S *	12/2008	Gatrost et al. ....	D9/435
D524,188 S	7/2006	Tampi		D612,726 S	3/2010	Glynn	
D528,012 S *	9/2006	Snyder .....	D9/727	D612,727 S	3/2010	Glynn	
D529,810 S	10/2006	Davies et al.		D617,638 S	6/2010	Zaniewski et al.	
D538,171 S	3/2007	Cummings et al.		D629,695 S	12/2010	Zaniewski et al.	
D538,678 S *	3/2007	Cummings et al. ....	D9/729	D631,746 S	2/2011	Luburic	
D540,185 S	4/2007	Cummings et al.		D650,284 S	12/2011	Schriner et al.	
D540,186 S *	4/2007	Cummings .....	D9/728	D654,812 S	2/2012	Wade	
D540,671 S *	4/2007	Born et al. ....	D9/445	D656,020 S	3/2012	Lee	
D557,641 S	12/2007	Davidson		D656,412 S	3/2012	Carnduff et al.	
D566,546 S	4/2008	Williamson		D661,599 S	6/2012	Floyd et al.	
D568,743 S	5/2008	Kunesh et al.		D671,407 S	11/2012	Fay	
D573,018 S	7/2008	Carnduff et al.		D683,280 S	5/2013	Hanson et al.	
				D684,558 S	6/2013	Hansson et al.	
				D722,500 S *	2/2015	Stolle .....	D9/449
				D723,942 S *	3/2015	Toh et al. ....	D9/729

\* cited by examiner

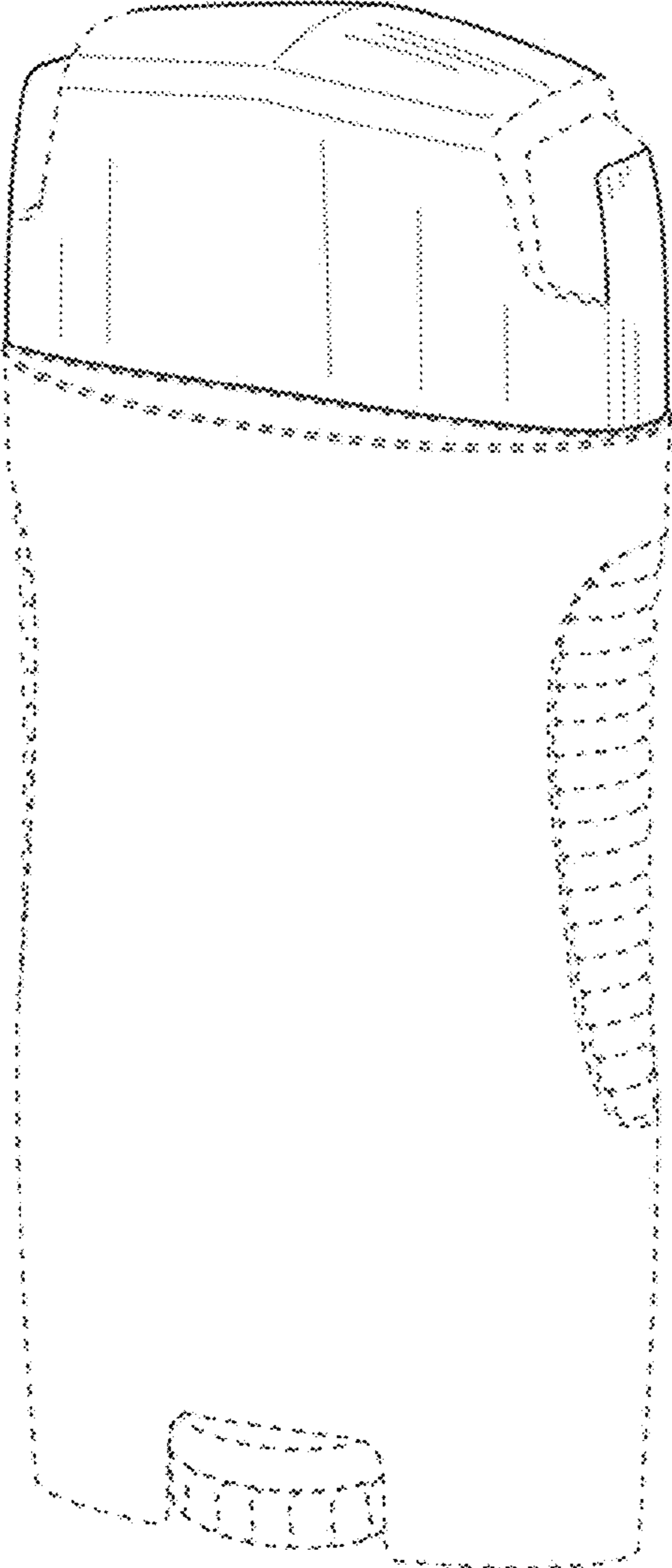


FIG. 1

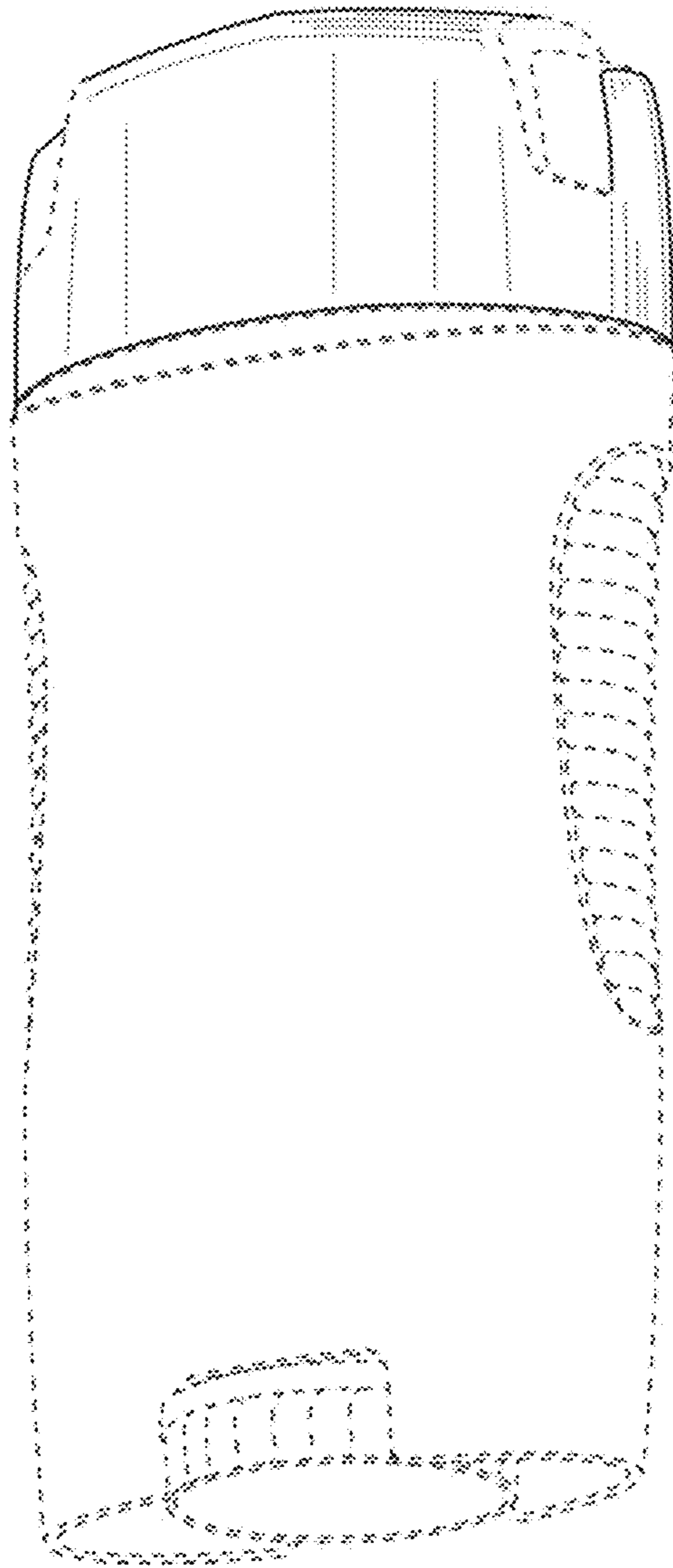


FIG. 2

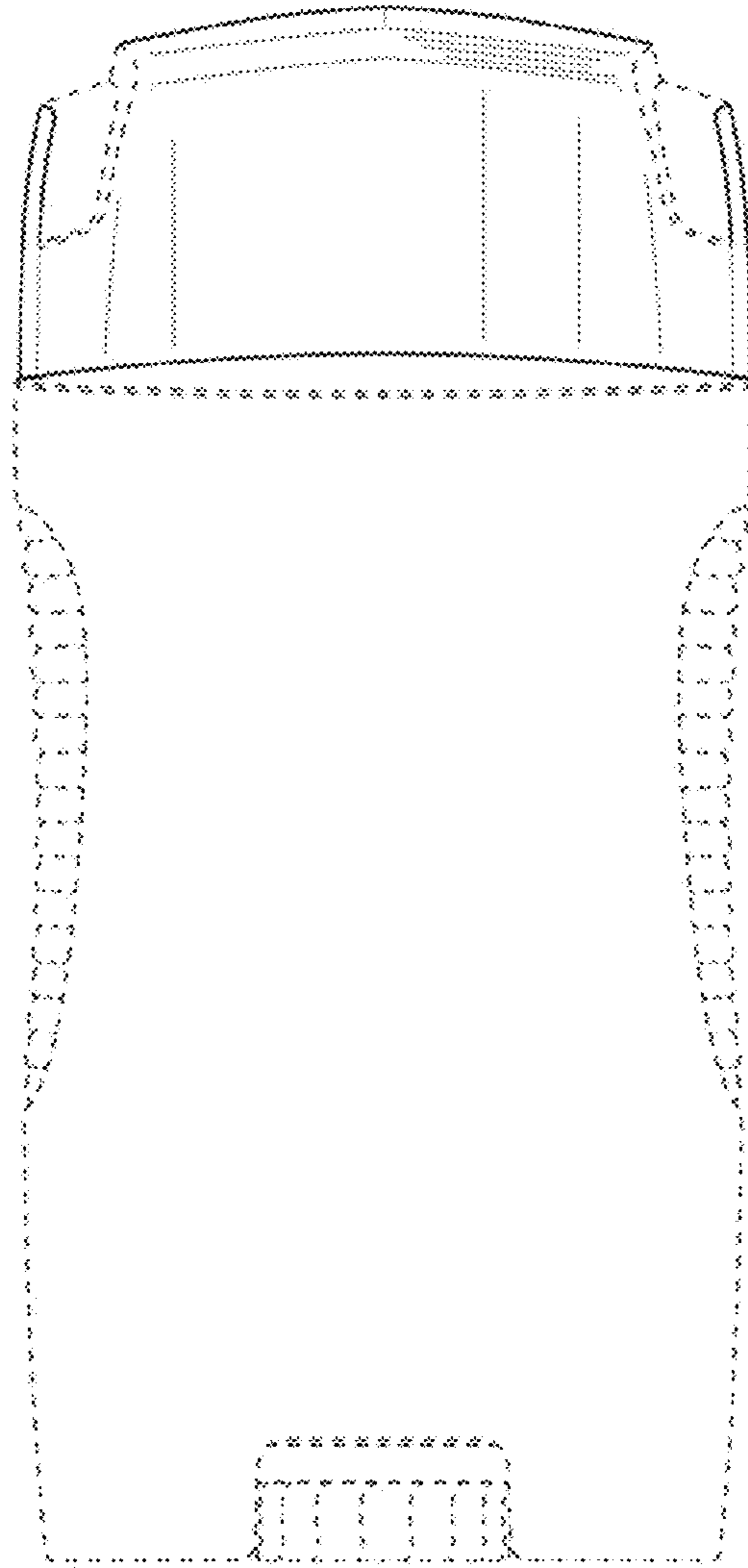


FIG. 3

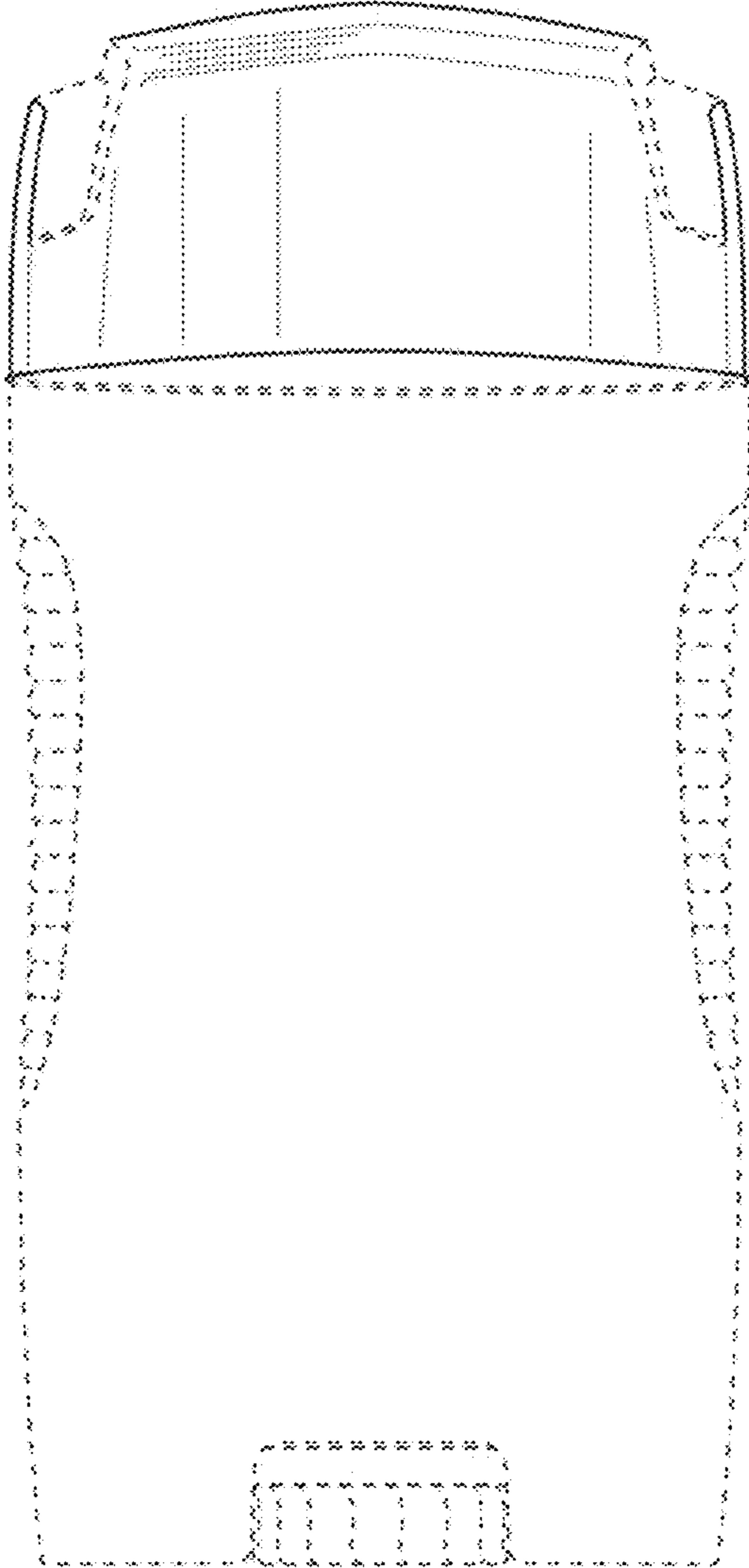


FIG. 4




FIG. 5




FIG. 6

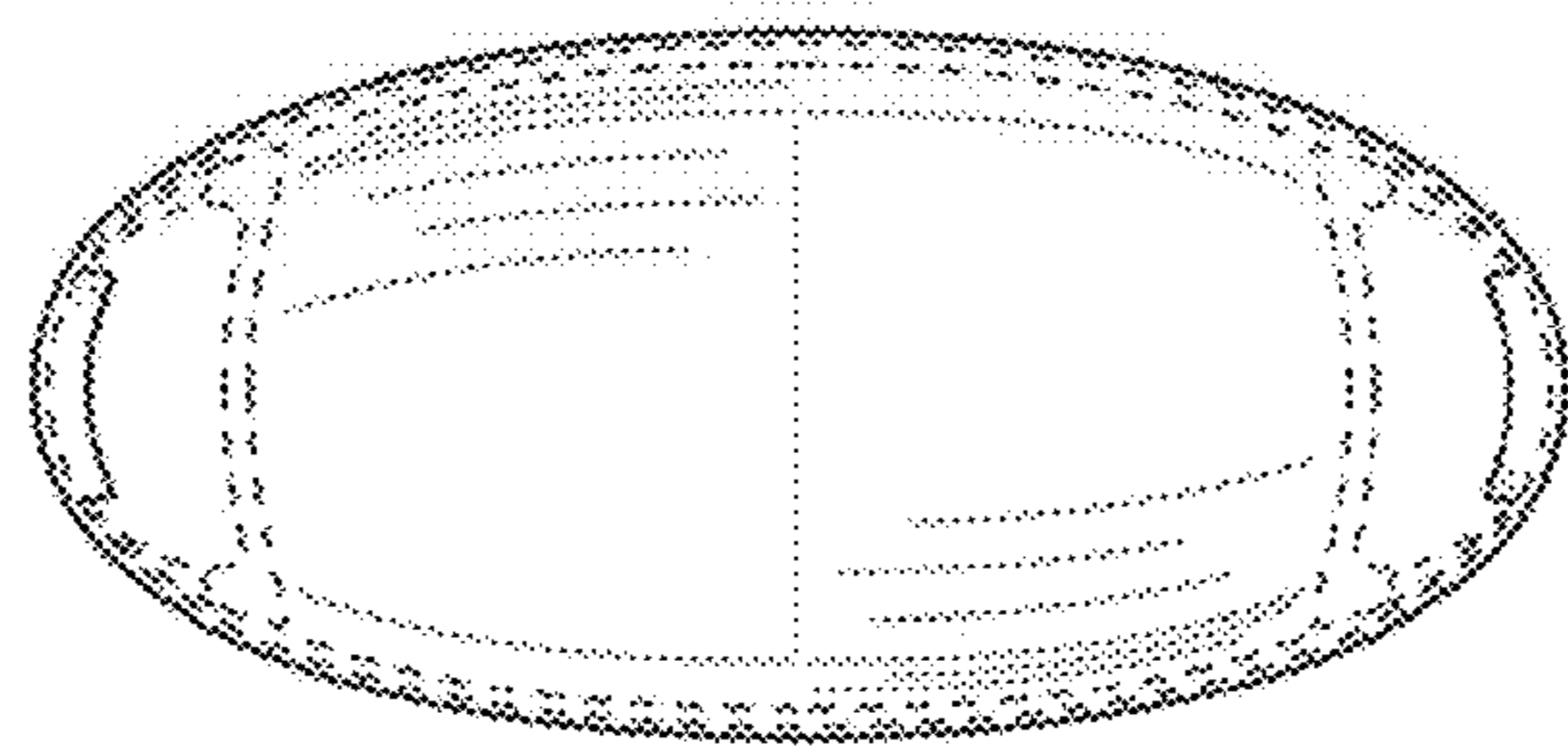


FIG. 7

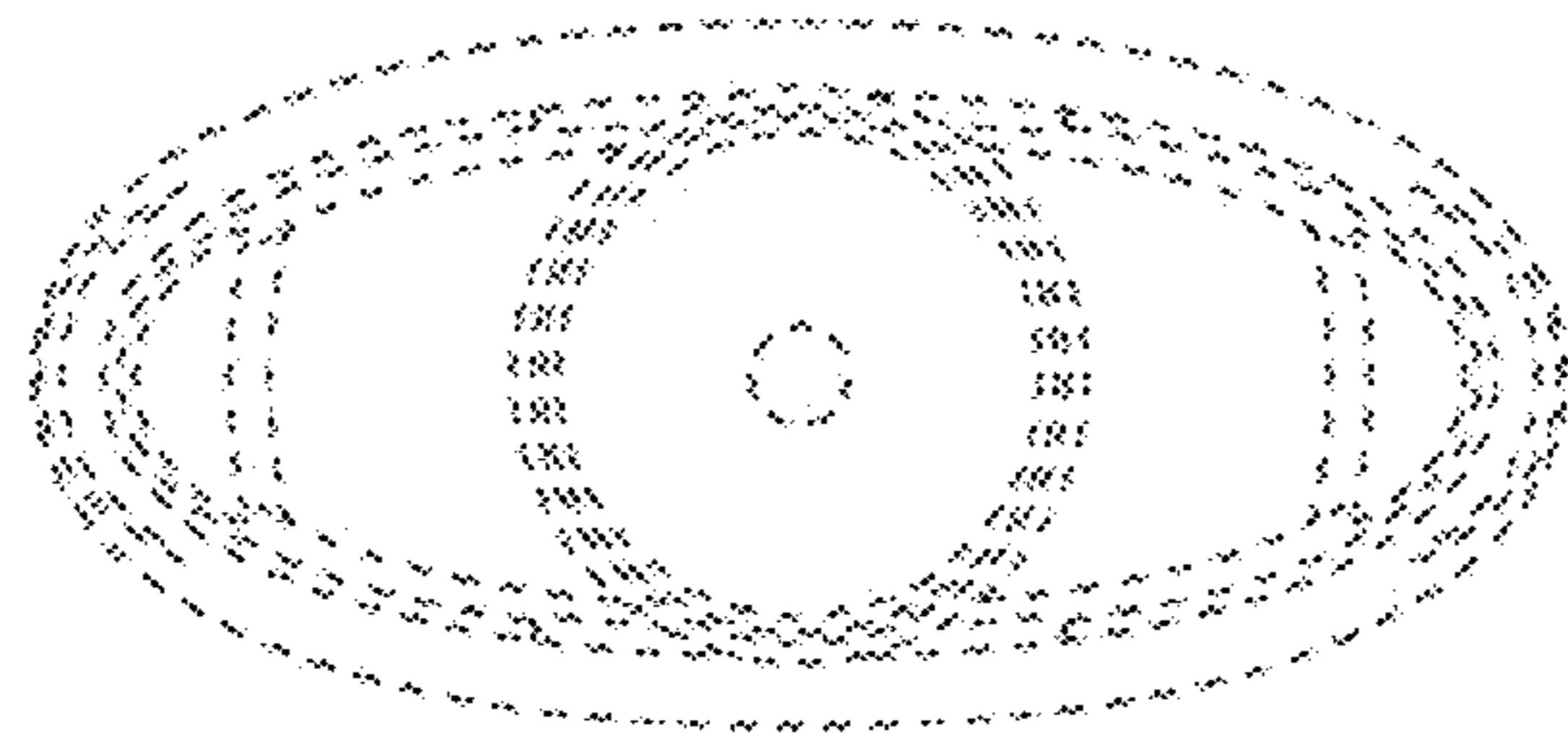


FIG. 8