



US00D732385S

(12) **United States Design Patent**
Bouveret et al.

(10) **Patent No.:** **US D732,385 S**
(45) **Date of Patent:** **** Jun. 23, 2015**

(54) **CONTAINER WITH LID**

(56) **References Cited**

(71) Applicant: **North America I.M.L. Containers,**
Quebec (CA)
(72) Inventors: **Nicolas Bouveret,** Quebec (CA); **Victor**
Lacroix, Quebec (CA)
(73) Assignee: **North America I.M.L. Containers,**
Quebec (CA)
(**) Term: **14 Years**
(21) Appl. No.: **29/460,815**
(22) Filed: **Jul. 15, 2013**

U.S. PATENT DOCUMENTS

D212,594	S	*	11/1968	Collie	D9/425
D496,272	S	*	9/2004	Jackson et al.	D9/425
D502,394	S	*	3/2005	Jackson et al.	D9/425
D547,179	S	*	7/2007	Bouveret et al.	D9/428
D557,993	S	*	12/2007	Stamper et al.	D7/629
D638,700	S	*	5/2011	Bouveret et al.	D9/428
D639,186	S	*	6/2011	Shapiro et al.	D9/721
D643,710	S	*	8/2011	Samartgis	D9/424
D649,872	S	*	12/2011	Bouveret et al.	D9/428
D671,373	S	*	11/2012	Kimmel et al.	D7/629
D706,621	S	*	6/2014	Tuchrelo et al.	D9/425
D712,703	S	*	9/2014	Lipinski et al.	D7/602
2009/0173656	A1	*	7/2009	Furlong	206/508
2014/0312046	A1	*	10/2014	Yang et al.	220/792

* cited by examiner

(30) **Foreign Application Priority Data**

Jul. 12, 2013 (CA) 152087

(51) **LOC (10) Cl.** **09-03**

(52) **U.S. Cl.**
USPC **D9/425**

(58) **Field of Classification Search**
USPC D9/414, 419, 420, 423, 424, 425, 428,
D9/429, 430, 431, 432, 435, 438, 503;
D7/538, 549, 601, 602, 629; 203/499,
203/508, 557, 501; 220/23.4, 23.6, 315,
220/500, 659, 669, 675, 744, 791, 793, 781,
220/309.1; 229/105, 406, 407, 800
CPC B65D 2543/00296; B65D 2543/00027;
B65D 2543/00657; B65D 21/0219; B65D
21/0233; B65D 2543/00972; B65D
2543/00074; B65D 2543/00194; B65D
41/0407; B65D 21/022; B65D 21/0222;
B65D 21/0223

See application file for complete search history.

Primary Examiner — Thomas Johannes

Assistant Examiner — Keith Frank

(74) *Attorney, Agent, or Firm* — Norton Rose Fulbright US
LLP

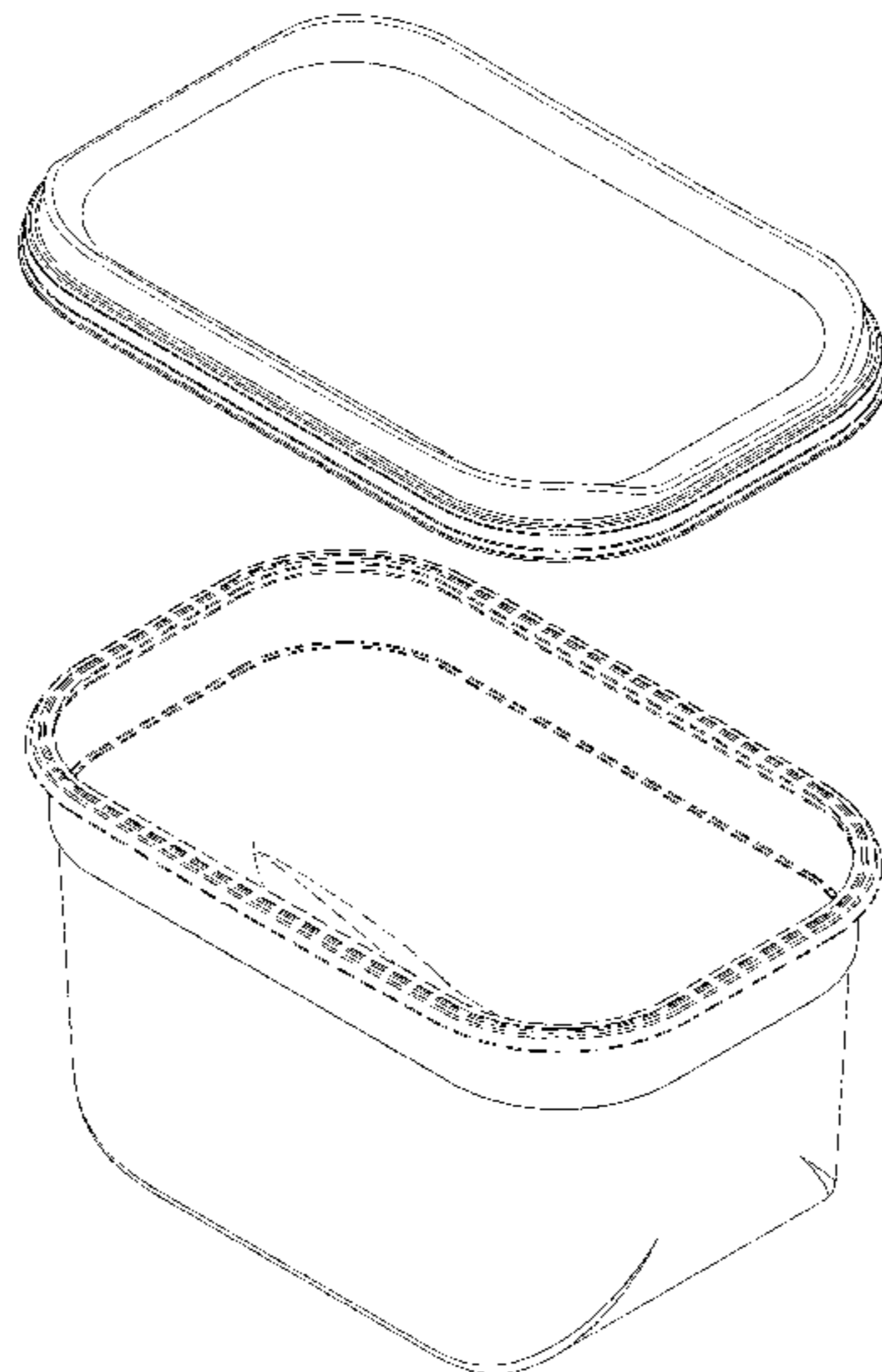
(57) **CLAIM**

The ornamental design for a container with lid, as shown and
described.

DESCRIPTION

FIG. 1 is a perspective view of a container with lid in accor-
dance with the present design;
FIG. 2 is a front view, the rear view being a mirror image
thereof;
FIG. 3 is a right side view, the left side being a mirror image
thereof;
FIG. 4 is a top plan view thereof;
FIG. 5 is a bottom plan view thereof; and,
FIG. 6 is an assembly perspective view thereof.
The broken lines in the drawings depict unclaimed subject
matter only and form no part of the claimed design.

1 Claim, 6 Drawing Sheets



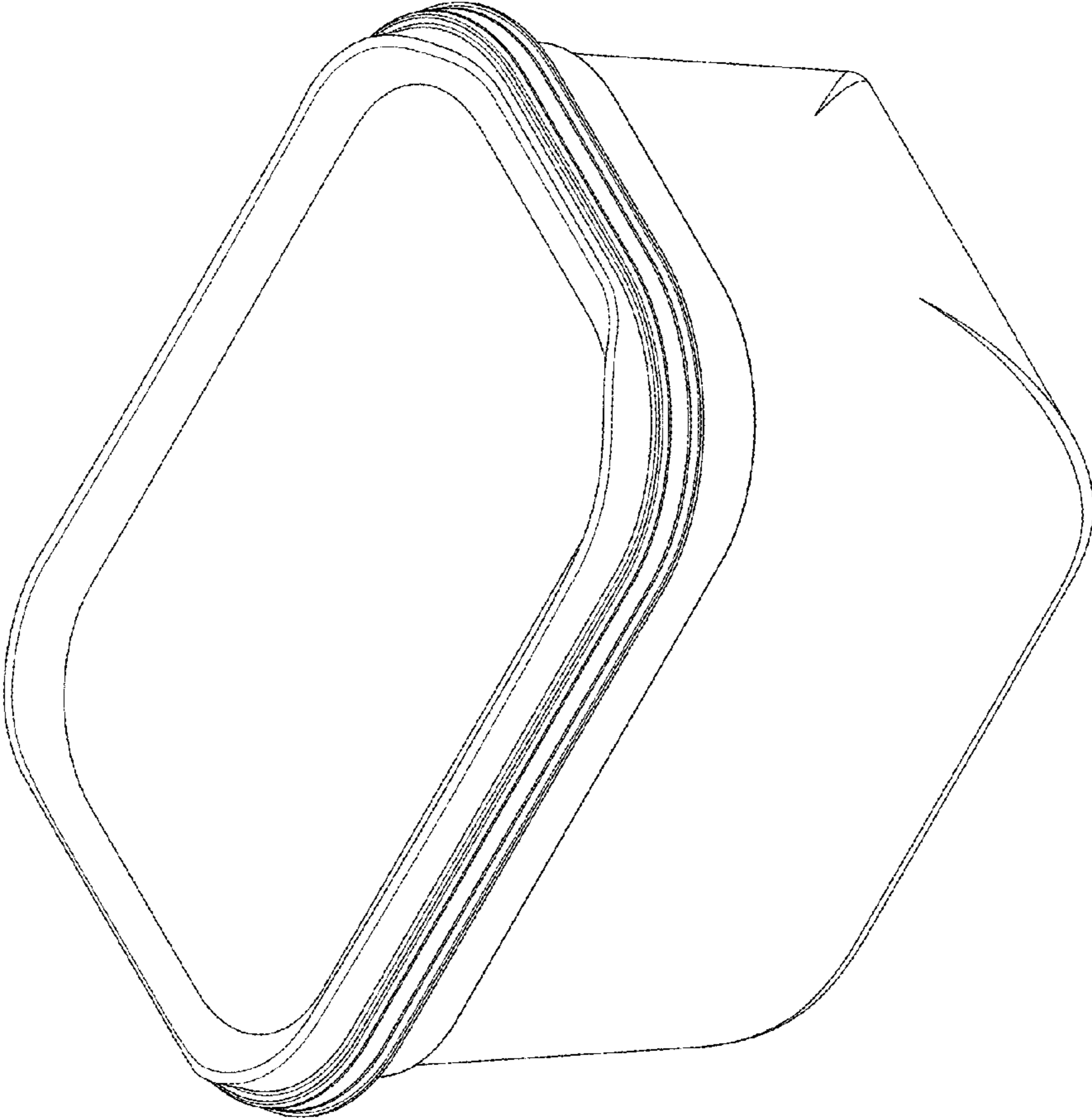


FIG-1




FIG. 2

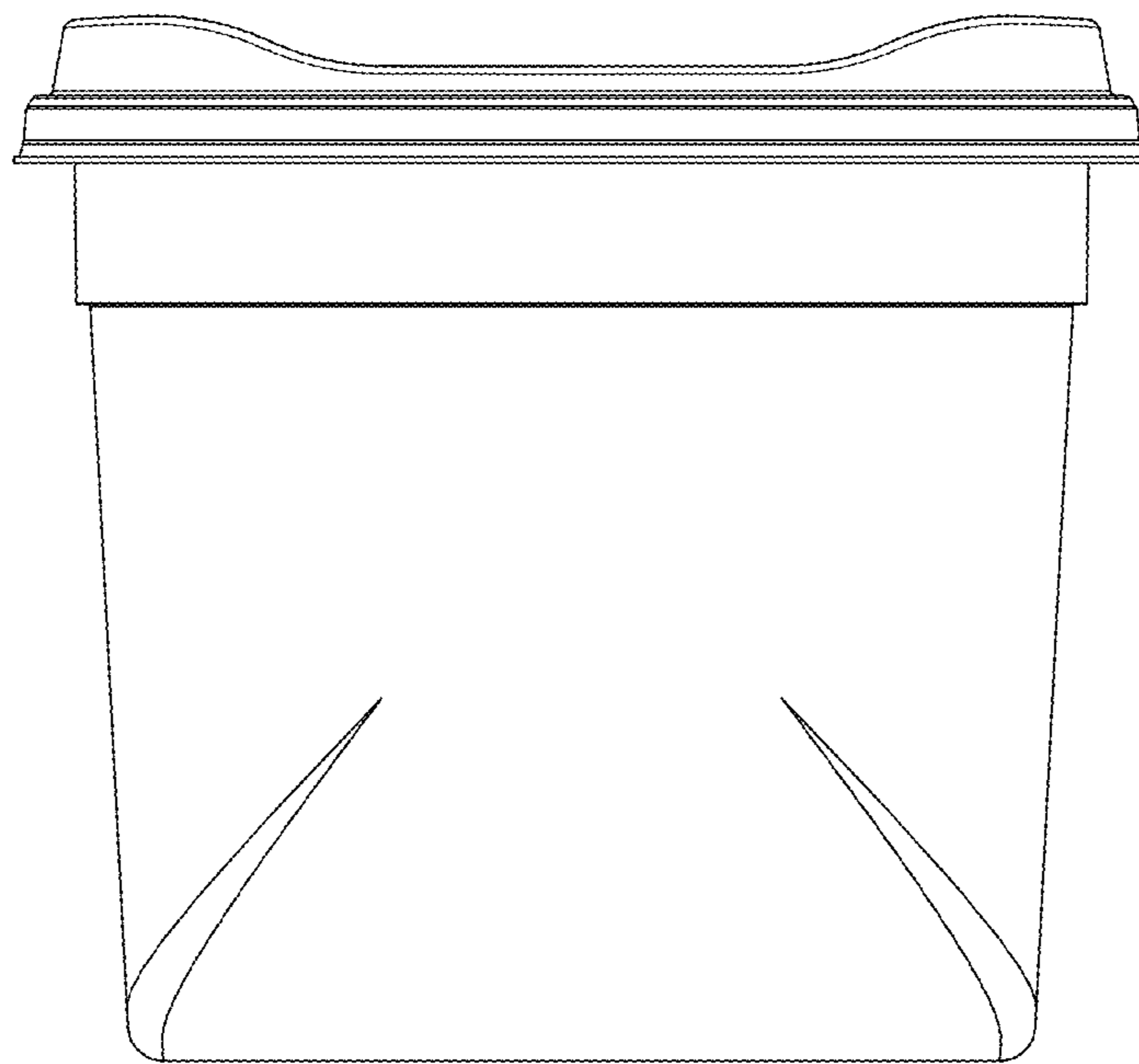


Fig-3




FIG-4

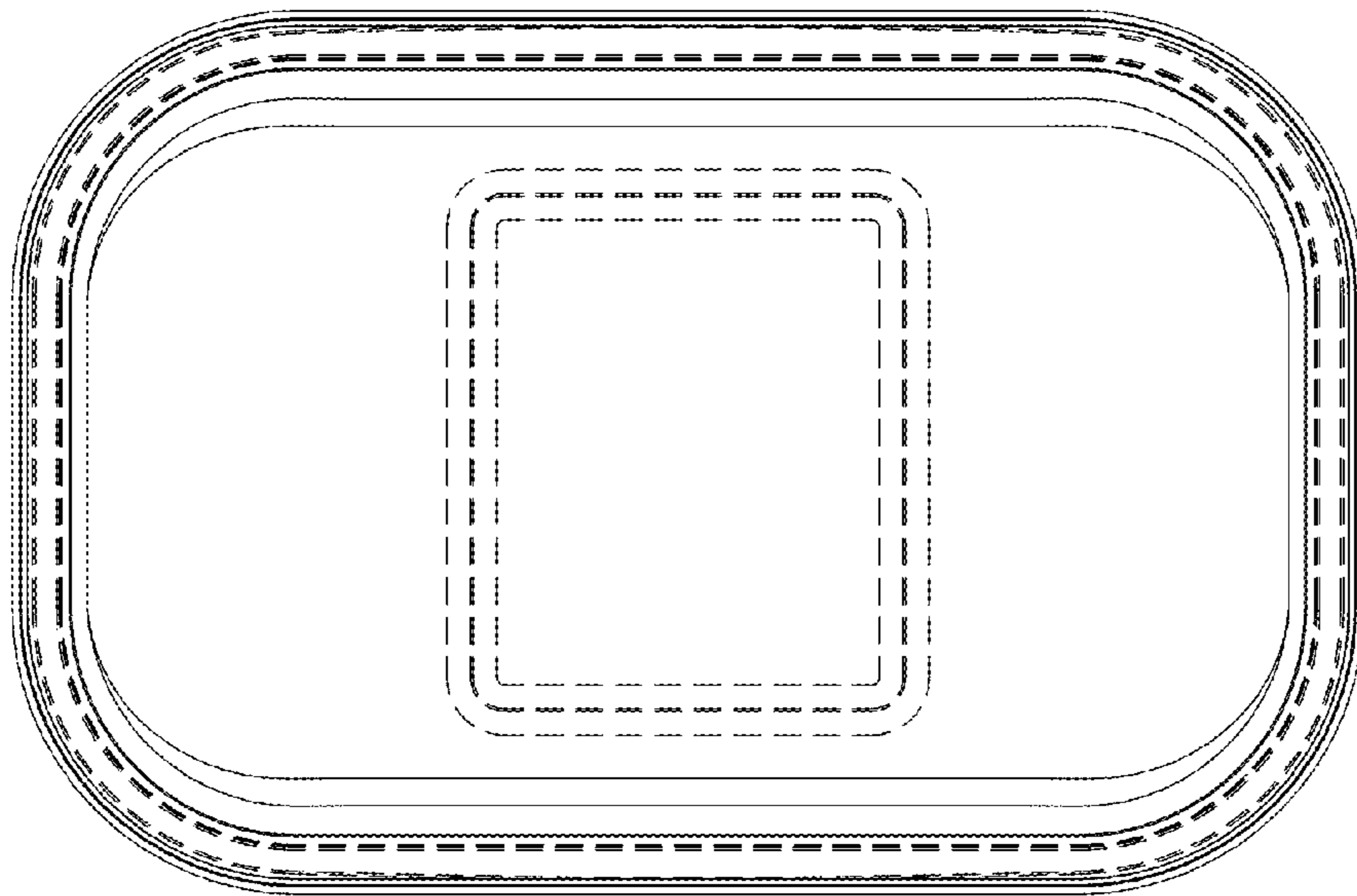


FIG. 5

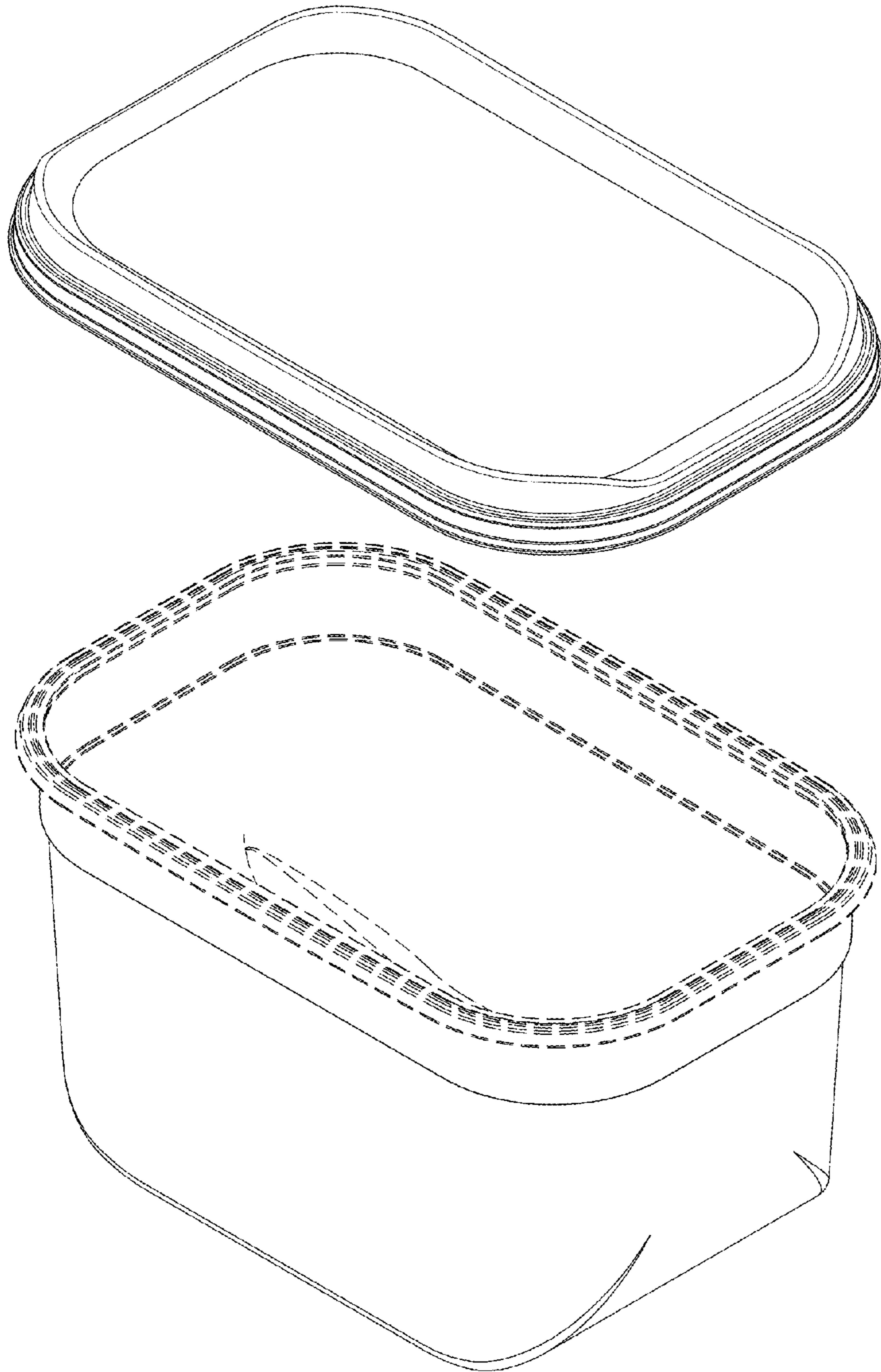


FIG. 6