



US00D732384S

(12) **United States Design Patent**
Fath

(10) **Patent No.:** **US D732,384 S**
(45) **Date of Patent:** **** Jun. 23, 2015**

(54) **DISPLAY PACKAGE**

- (71) Applicant: **Altria Client Services Inc.**, Richmond, VA (US)
- (72) Inventor: **Scott A. Fath**, Richmond, VA (US)
- (73) Assignee: **Altria Client Services Inc.**, Richmond, VA (US)
- (**) Term: **14 Years**
- (21) Appl. No.: **29/489,202**
- (22) Filed: **Apr. 28, 2014**

Related U.S. Application Data

- (62) Division of application No. 29/450,130, filed on Mar. 15, 2013, now Pat. No. Des. 710,713.
- (51) **LOC (10) Cl.** **09-03**
- (52) **U.S. Cl.**
USPC **D9/418; D7/721**
- (58) **Field of Classification Search**
USPC D9/414, 418, 430, 432, 433, 715, 721;
D3/302, 901; D28/73, 76, 77, 83, 85,
D28/86; 229/93, 100, 120.36, 120.35,
229/123.2, 124, 162.1, 162.7, 247;
206/223, 235, 242, 245, 256, 257, 271,
206/273, 385, 569, 570, 581, 765, 769, 775,
206/776

See application file for complete search history.

(56) **References Cited**

U.S. PATENT DOCUMENTS

- D117,986 S * 12/1939 Weiss D9/622
- D147,120 S * 7/1947 Dietrich D27/187

(Continued)

FOREIGN PATENT DOCUMENTS

- RU 46078 S 9/1999
- RU 63280 S 7/2007

OTHER PUBLICATIONS

Office Action for Canadian Application No. 153050 dated Oct. 1, 2014.

(Continued)

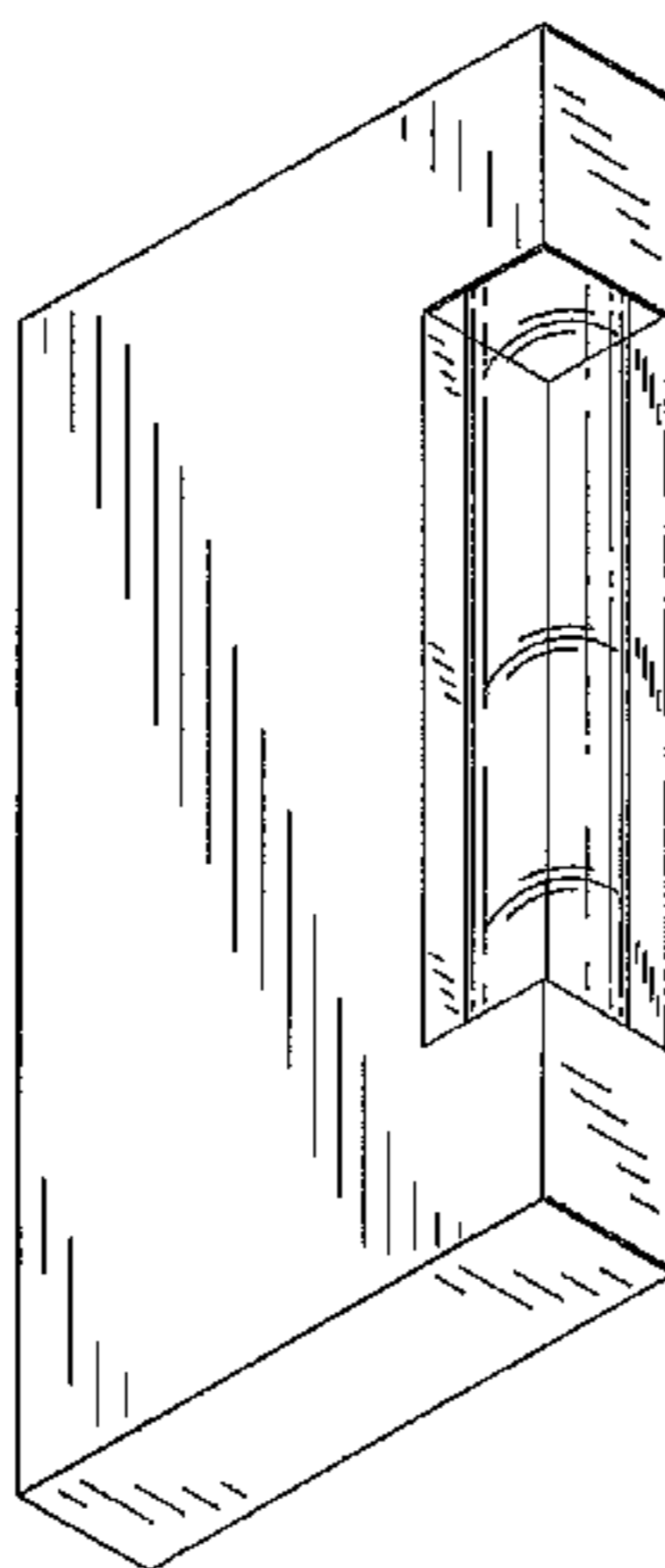
Primary Examiner — Derrick Holland
Assistant Examiner — Lauren Calve
(74) *Attorney, Agent, or Firm* — Harness, Dickey & Pierce, P.L.C.

(57) **CLAIM**
The ornamental design for a display package, as shown and described.

DESCRIPTION

FIG. 1 is a perspective view of a display package showing a first embodiment of my new design.
 FIG. 2 is a front elevational view thereof.
 FIG. 3 is a rear elevational view thereof.
 FIG. 4 is a right side elevational view thereof.
 FIG. 5 is a left side elevational view thereof.
 FIG. 6 is a top plan view thereof.
 FIG. 7 is a bottom plan view thereof.
 FIG. 8 is a perspective view of a display package showing a second embodiment of my new design.
 FIG. 9 is a front elevational view thereof.
 FIG. 10 is a rear elevational view thereof.
 FIG. 11 is a right side elevational view thereof.
 FIG. 12 is a left side elevational view thereof.
 FIG. 13 is a top plan view thereof.
 FIG. 14 is a bottom plan view thereof.
 FIG. 15 is a perspective view of a display package showing a third embodiment of my new design.
 FIG. 16 is a front elevational view thereof.
 FIG. 17 is a rear elevational view thereof.
 FIG. 18 is a right side elevational view thereof.
 FIG. 19 is a left side elevational view thereof.
 FIG. 20 is a top plan view thereof.
 FIG. 21 is a bottom plan view thereof; and,
 FIG. 22 is a plan view of a blank of the display package shown in FIGS. 1-21, the contents not being shown for clarity of illustration.
 The broken lines shown represent unclaimed subject matter and form no part of the claimed design.

1 Claim, 13 Drawing Sheets



(56)

References Cited

U.S. PATENT DOCUMENTS

2,464,951 A * 3/1949 Stengren 206/765
2,948,390 A * 8/1960 Wagaman 229/162.7
D190,772 S * 6/1961 Cuyler D9/418
3,033,357 A * 5/1962 Vogel 206/574
3,206,098 A * 9/1965 Stenger et al. 229/194
D218,212 S * 7/1970 Pfrommer D28/83
D314,146 S 1/1991 Scholz
5,226,534 A 7/1993 Kim
D353,712 S 12/1994 Aalders
D466,406 S 12/2002 Solland
D546,669 S 7/2007 Sheppard et al.
7,424,955 B2 9/2008 Chen
D588,449 S * 3/2009 Bova et al. D9/418
D699,562 S 2/2014 Klauder

D700,049 S * 2/2014 Athay D9/418
D710,713 S * 8/2014 Fath D9/721
2012/0061290 A1 3/2012 Delaunay et al.

OTHER PUBLICATIONS

Office Action for Canadian Application No. 157964 dated Oct. 1, 2014.
Office Action for Canadian Application No. 157971 dated Oct. 1, 2014.
Office Action for Canadian Application No. 157963 dated Oct. 1, 2014.
Office Action for Japanese Application No. 2013-021322 dated Sep. 30, 2014.
Russian Federation Office Action dated Mar. 23, 2015 issued in corresponding Russian Federation Application No. 2014501509.
Website <http://alloy.ru> (Dec. 24, 2012).

* cited by examiner




FIG. 1

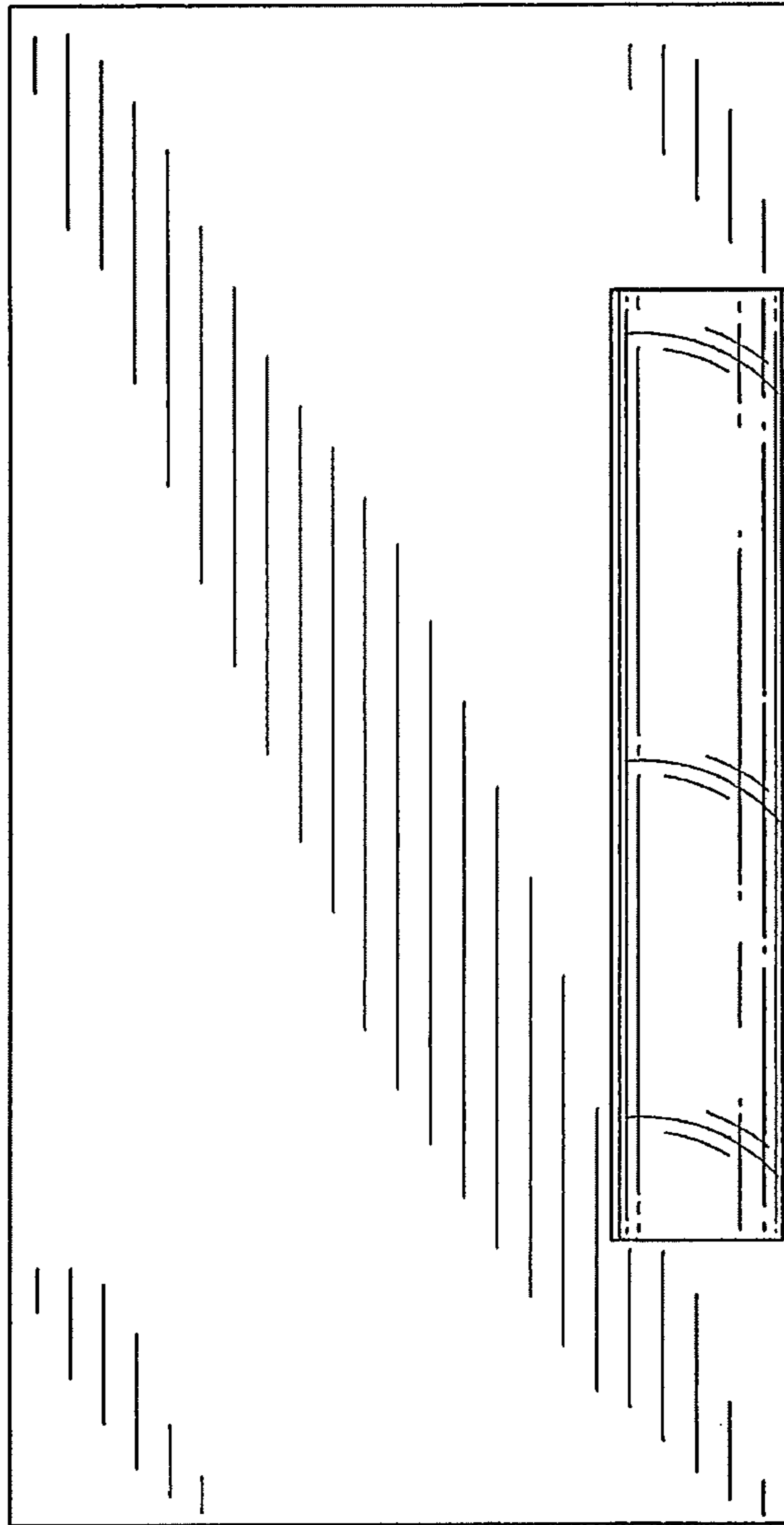


FIG. 2

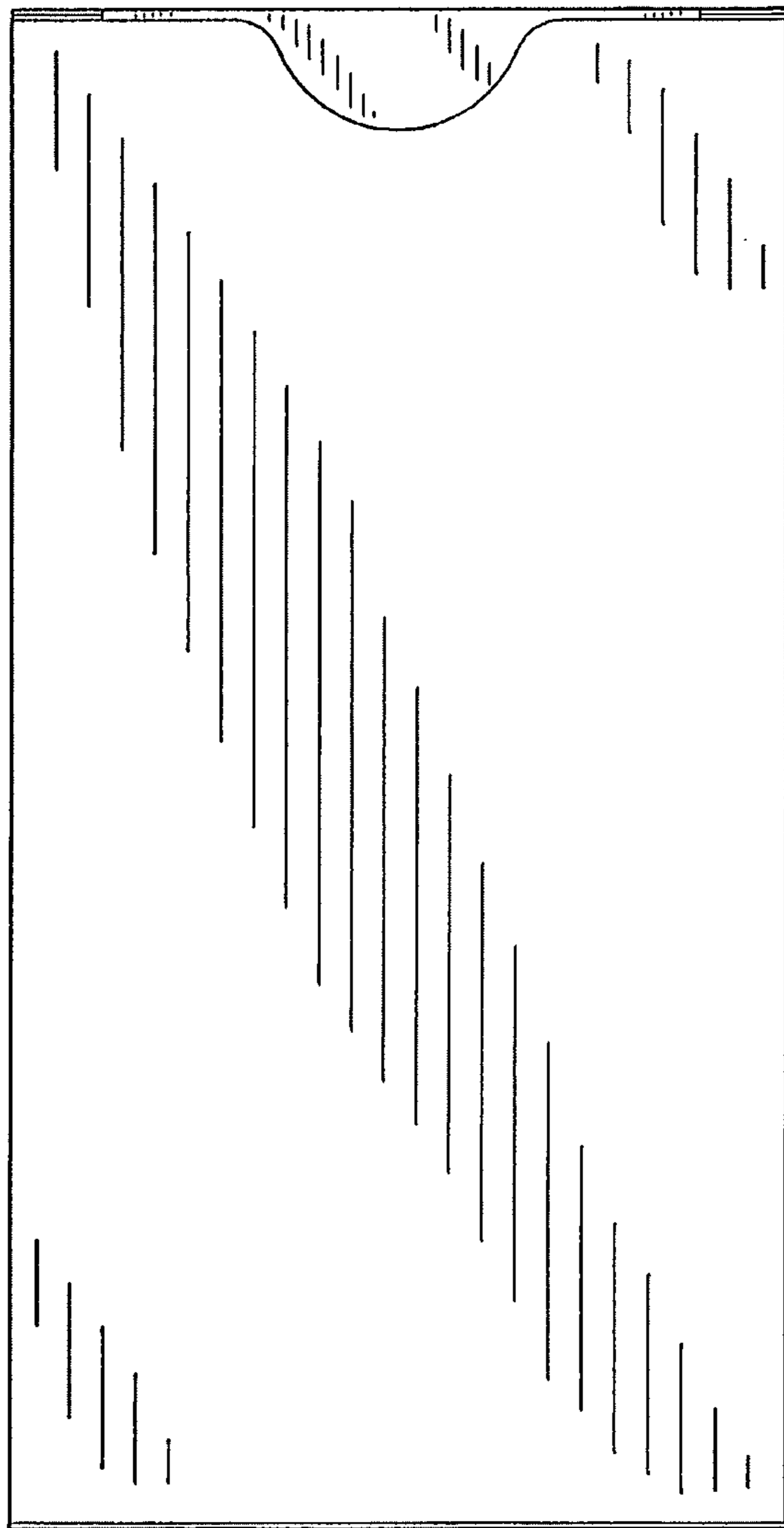


FIG. 3

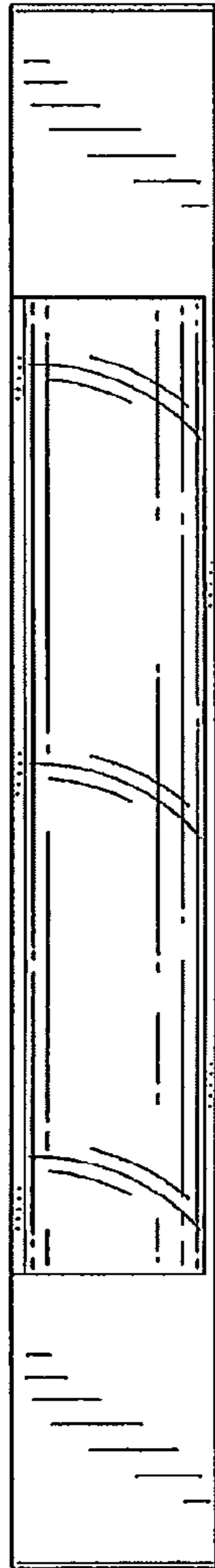


FIG. 4




FIG. 5




FIG. 6




FIG. 7

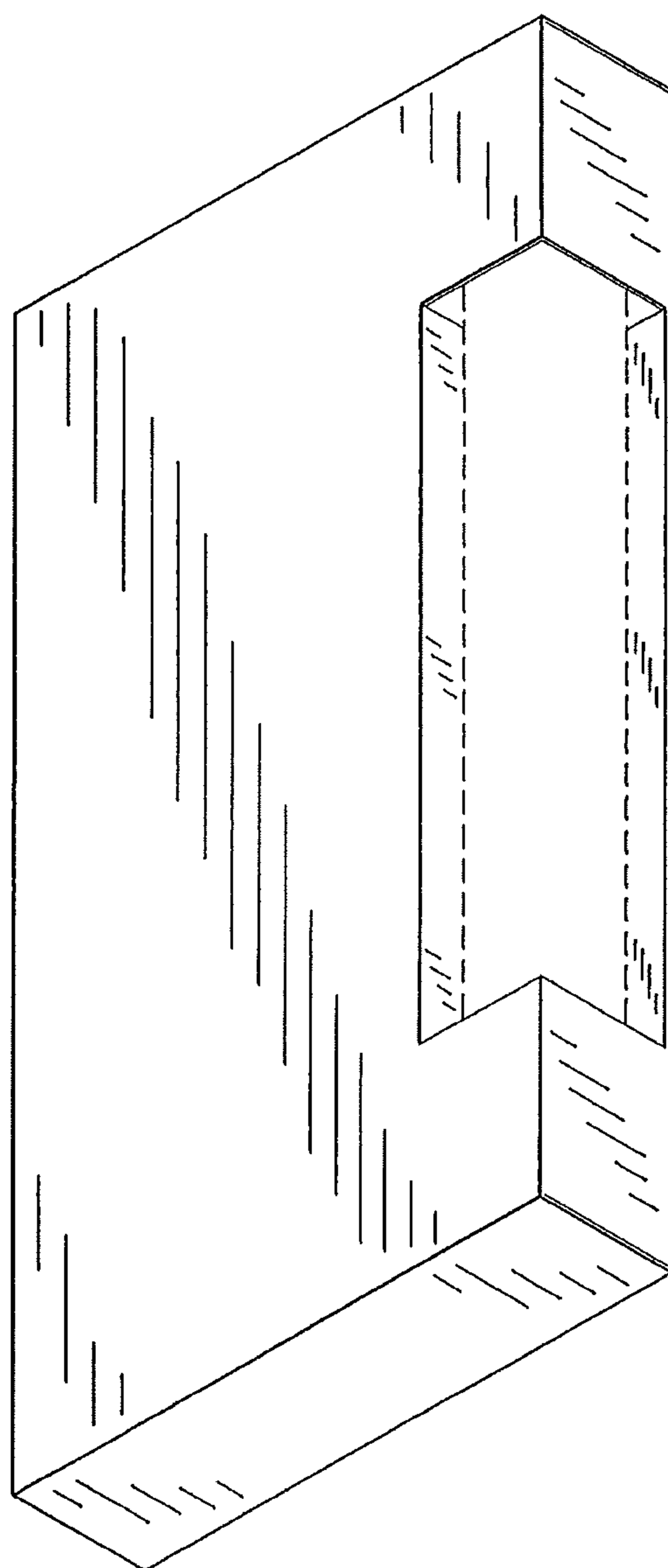


FIG. 8

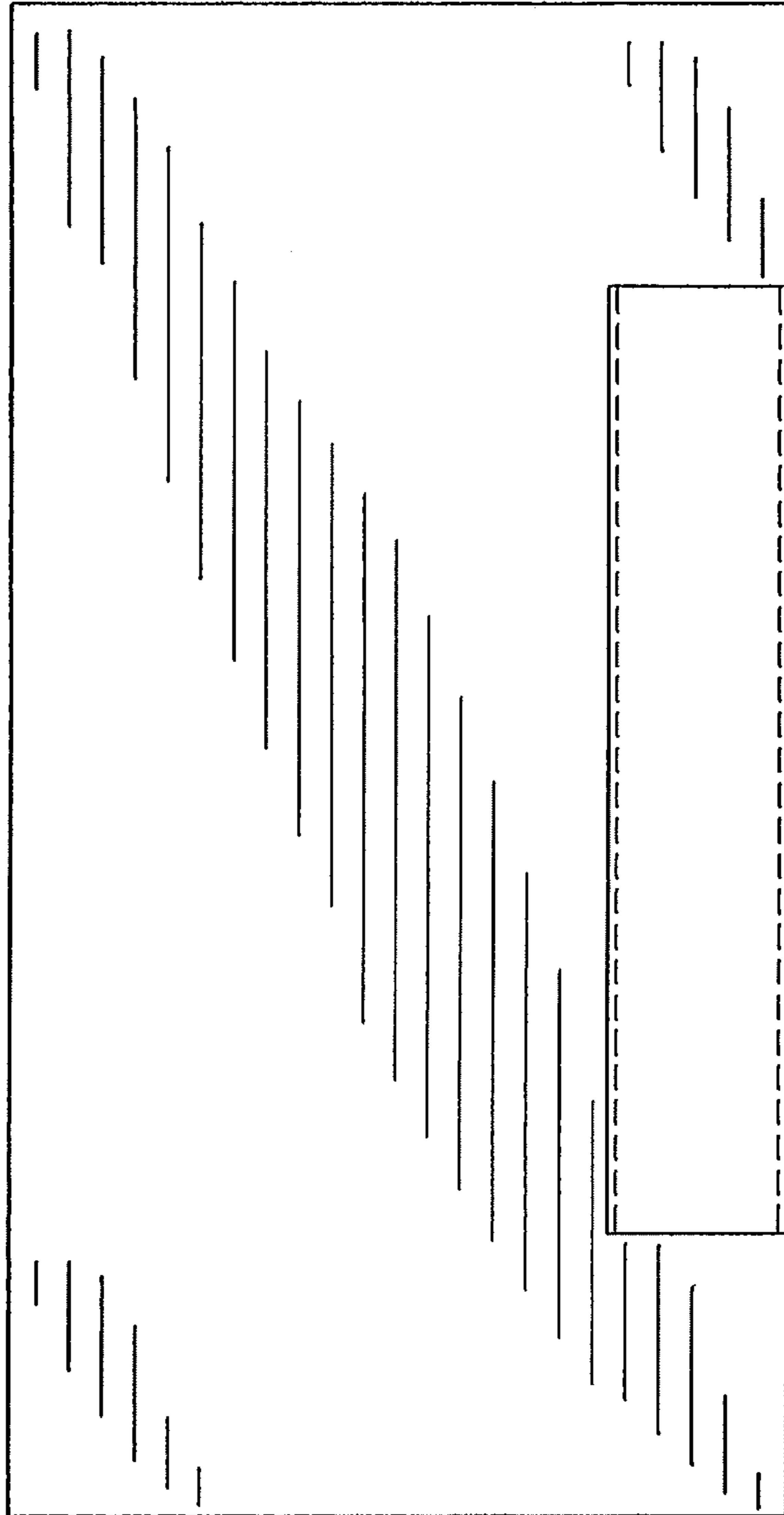


FIG. 9

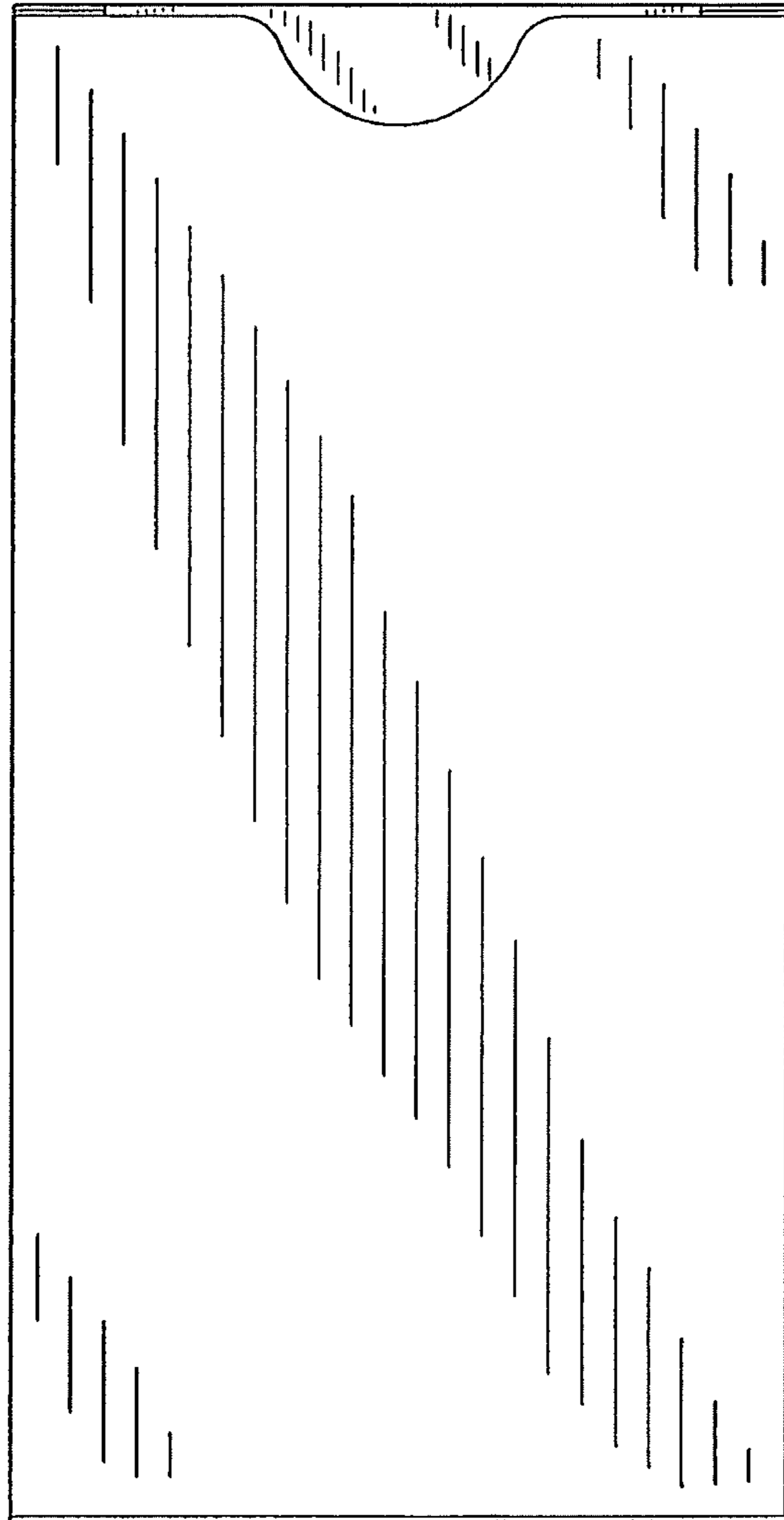


FIG. 10




FIG. 11

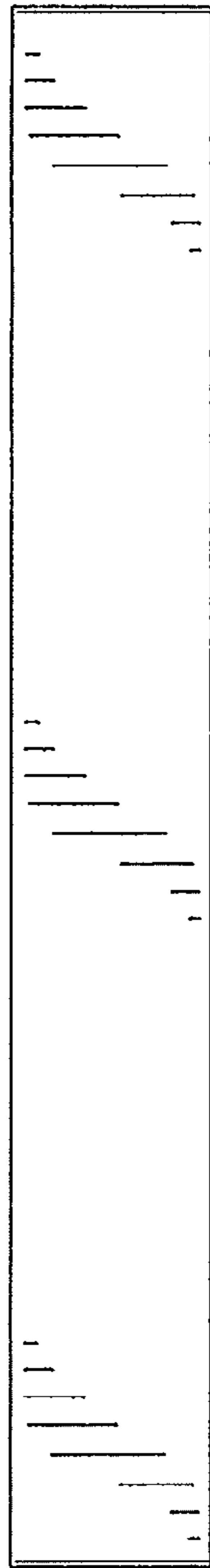


FIG. 12




FIG. 13




FIG. 14

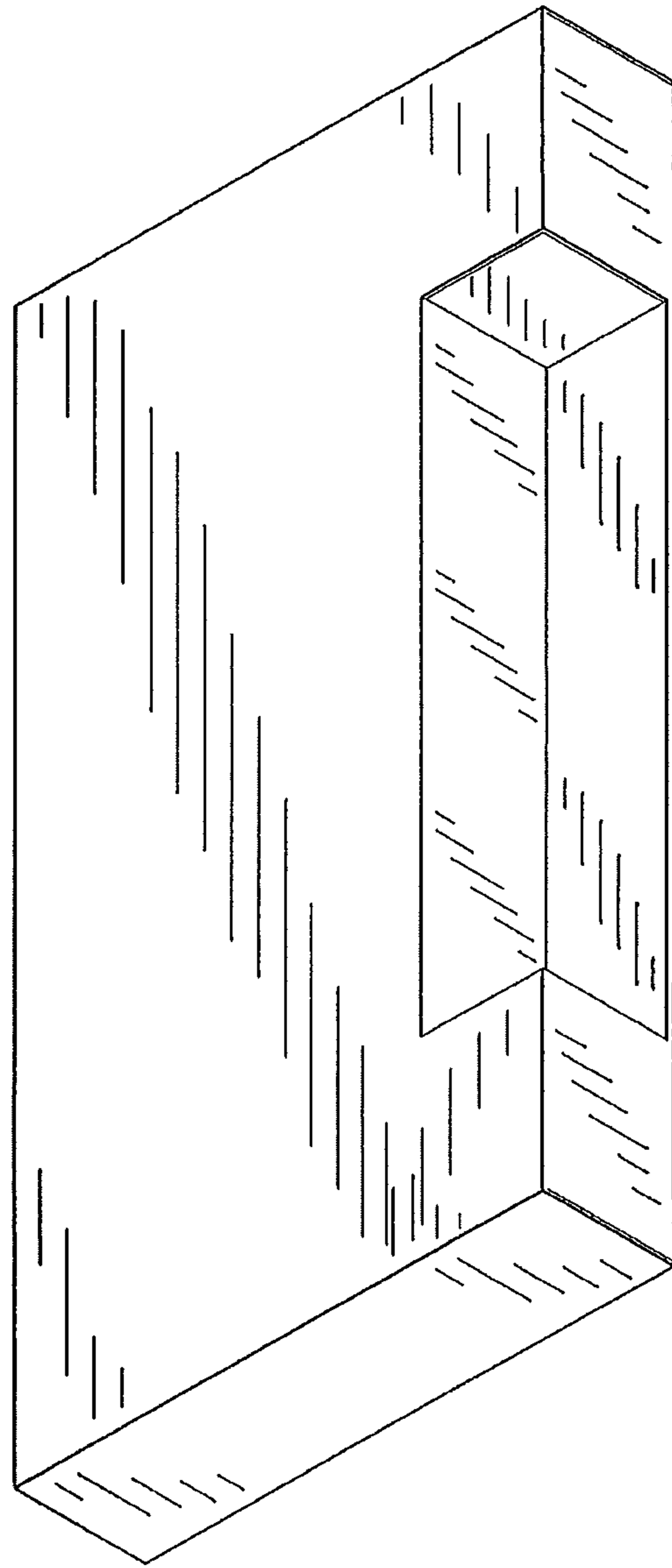


FIG. 15

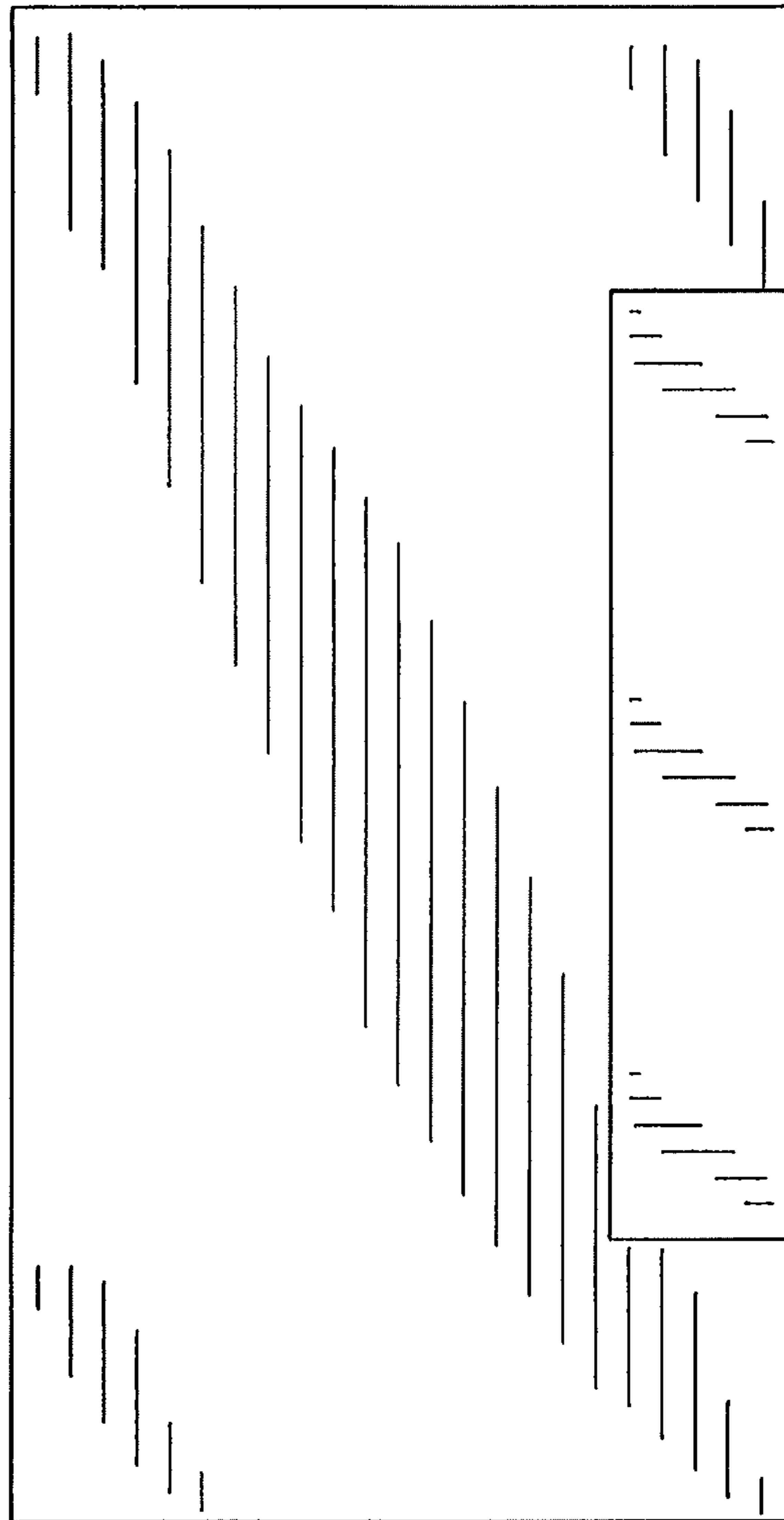


FIG. 16

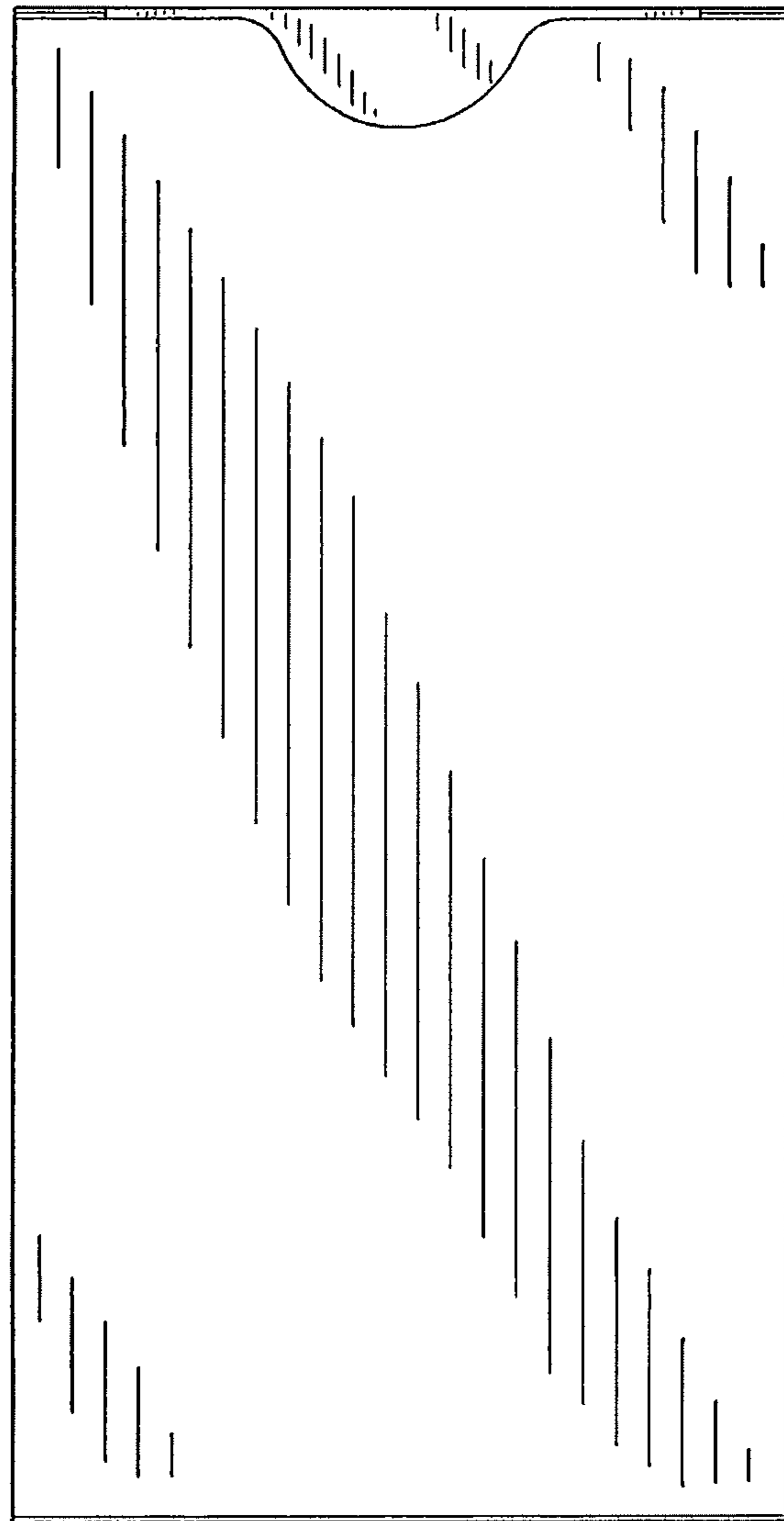


FIG. 17




FIG. 18




FIG. 19




FIG. 20




FIG. 21

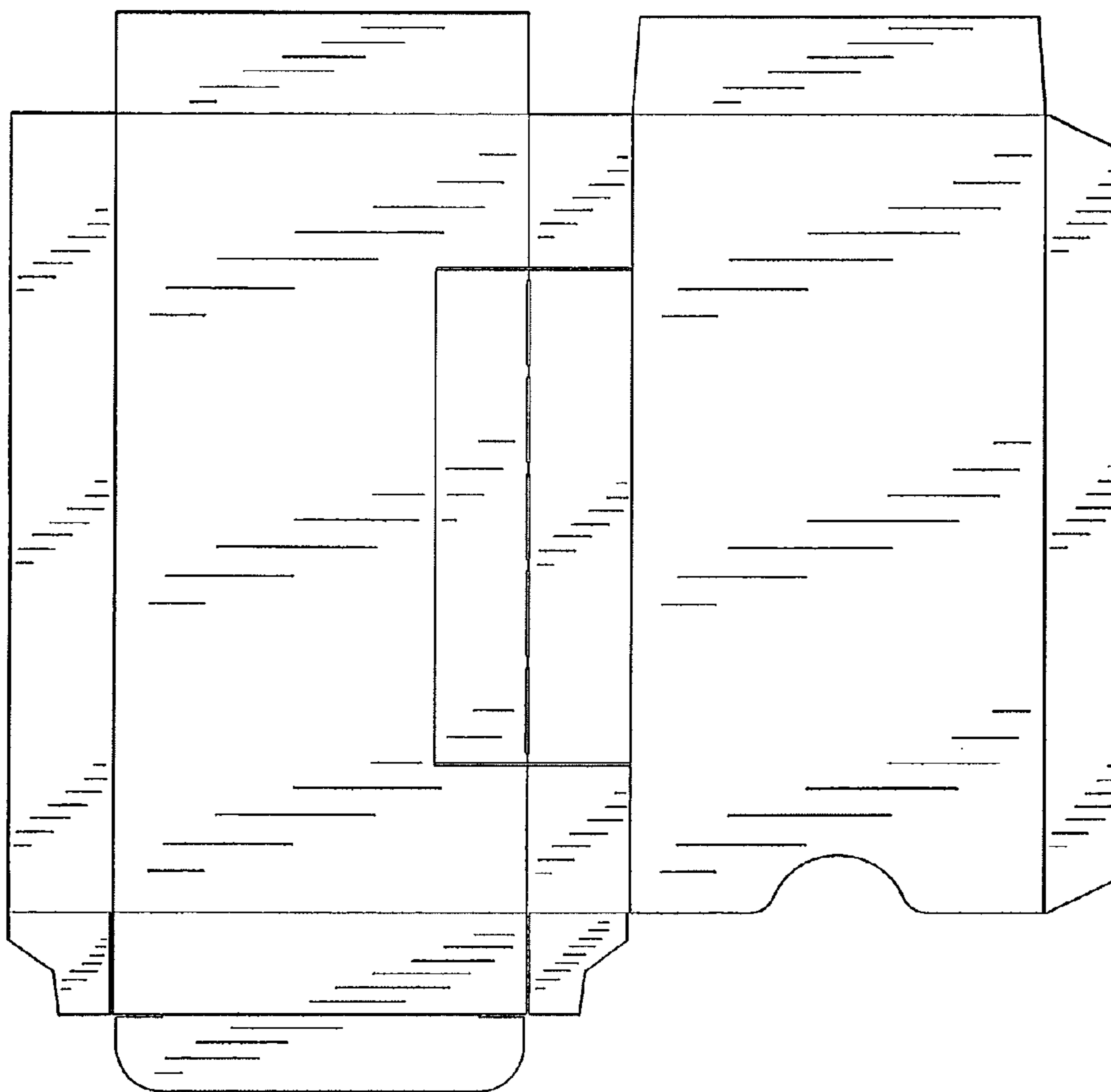


FIG. 22