



US00D732375S

(12) **United States Design Patent**
Questel et al.

(10) **Patent No.:** **US D732,375 S**
(45) **Date of Patent:** **** Jun. 23, 2015**

- (54) **SWITCH PLATE ASSEMBLY**
- (71) Applicant: **Questech Corporation**, Rutland, VT (US)
- (72) Inventors: **Roger Questel**, Arlington, VT (US);
Douglas J. Croteau, Springfield, VT (US)
- (73) Assignee: **Questech Corporation**, Rutland, VT (US)
- (**) Term: **14 Years**
- (21) Appl. No.: **29/457,067**
- (22) Filed: **Jun. 6, 2013**

D182,305 S 3/1958 Russell
 D187,921 S 5/1960 Prior
 D208,783 S 10/1967 Stillman
 D212,760 S 11/1968 Bordner

(Continued)

Primary Examiner — Mark Goodwin
 (74) *Attorney, Agent, or Firm* — Pierce Atwood LLP; Kevin M. Farrell

(57) **CLAIM**
 The ornamental design for a switch plate assembly, as shown and described.

DESCRIPTION

This application contains at least one photograph executed in color. Copies of this application publication with color photographs will be provided by the Office upon request and payment of the necessary fee.

FIG. 1 is an exploded front perspective view of a first embodiment of a switch plate assembly showing our new design; FIG. 2 is a front view thereof shown in an assembled condition; FIG. 3 is a back view thereof; FIG. 4 is a left perspective view thereof, the right perspective view being a mirror image thereof; FIG. 5 is a left side view thereof, the right side view being a mirror image thereof; FIG. 6 is a bottom view thereof, the top view being a mirror image thereof; FIG. 7 is an exploded front perspective view of a second embodiment of a switch plate assembly showing our new design; FIG. 8 is a front view thereof shown in an assembled condition; FIG. 9 is a back view thereof; FIG. 10 is a left perspective view thereof, the right perspective view being a mirror image thereof; FIG. 11 is a left side view thereof, the right side view being a mirror image thereof; and, FIG. 12 is a bottom view thereof, the top view being a mirror image thereof.

Related U.S. Application Data

- (62) Division of application No. 29/371,855, filed on Oct. 31, 2011, now Pat. No. Des. 688,935.
- (51) **LOC (10) Cl.** **11-05**
- (52) **U.S. Cl.**
USPC **D8/353**
- (58) **Field of Classification Search**
USPC D8/380–353; D13/139.1–139.8, 146, D13/147, 152, 154, 156, 158, 169, 171, 173, D13/177; D14/159; D25/60; 174/55, 58, 66, 174/67, 535; 220/241, 3.92, 3.5–3.8, 242; 439/535, 536, 892; 200/303; 248/273; 292/357

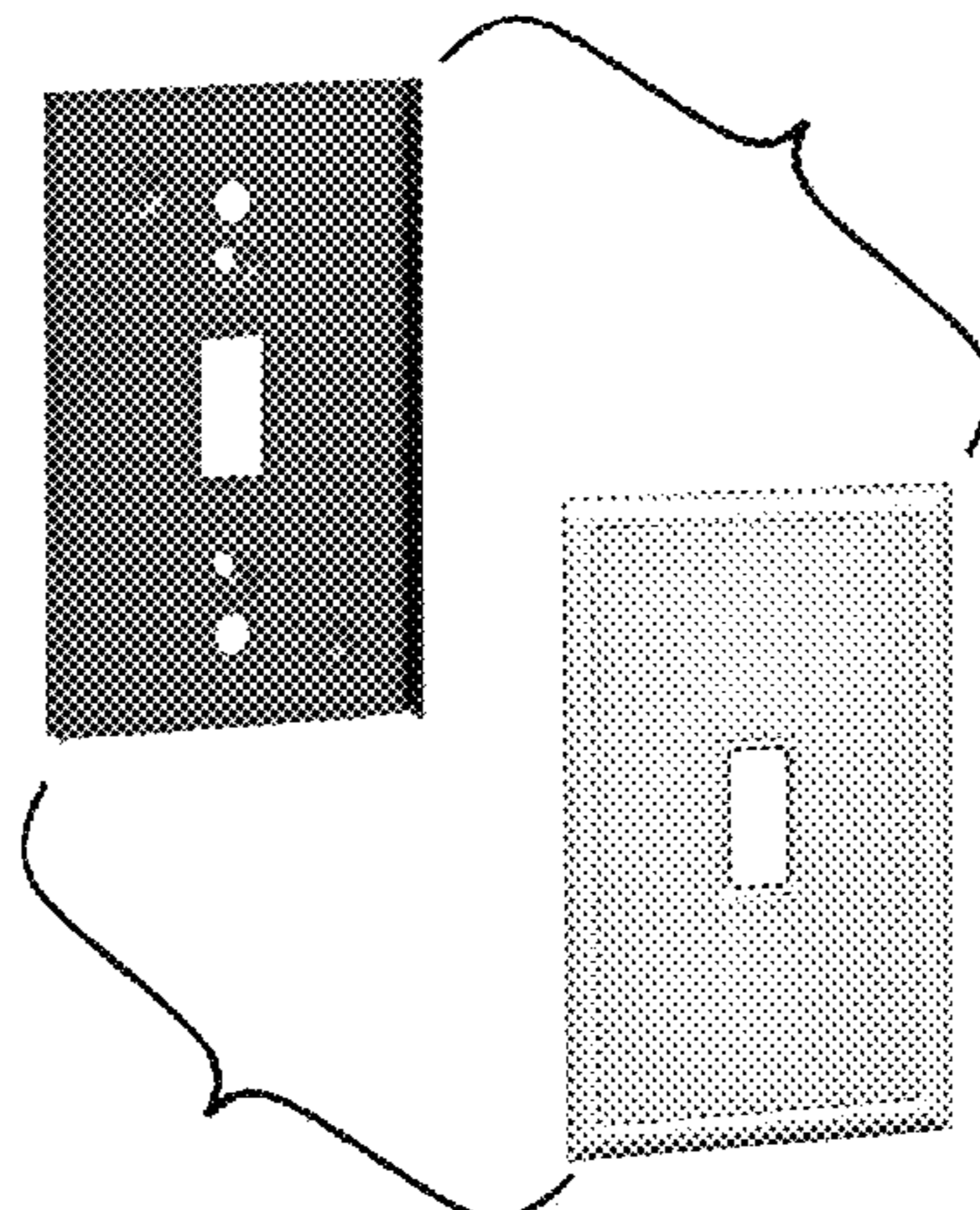
See application file for complete search history.

(56) **References Cited**

U.S. PATENT DOCUMENTS

243,825 A	7/1881	Ament
243,887 A	7/1881	Hardenbrook
256,985 A	4/1882	Dawley
256,986 A	4/1882	De Bus
354,670 A	12/1886	Werner
396,401 A	1/1889	Hall
1,144,107 A	6/1915	Burt
1,221,652 A	4/1917	Badeau

1 Claim, 6 Drawing Sheets



(56)

References Cited

U.S. PATENT DOCUMENTS

3,438,534 A	4/1969	Zerwes	D298,733 S	11/1988	Pool
D214,615 S	7/1969	Patriquin	4,803,380 A	2/1989	Jacoby, Jr. et al.
3,598,900 A	8/1971	Drake	5,180,886 A	1/1993	Dierenbach et al.
3,619,477 A	11/1971	Rasmussen	D346,949 S	5/1994	Comerci et al.
D222,885 S	1/1972	Smith	5,834,695 A	11/1998	Herbert
D229,605 S	12/1973	Tegner	5,837,937 A	11/1998	Reese et al.
D230,274 S	2/1974	Pulos	D465,144 S	11/2002	Lai
D236,948 S	9/1975	Mori	D503,608 S	4/2005	Fields
D236,949 S	9/1975	Mori	7,071,414 B2	7/2006	Kim
D237,043 S	10/1975	Mori	D534,058 S	12/2006	Fields
D237,045 S	10/1975	Mori	D534,787 S	1/2007	Fields
D238,761 S	2/1976	Black	D543,091 S	5/2007	Ellbogen
D238,762 S	2/1976	Black	D550,076 S	9/2007	Ni
D242,522 S	11/1976	Emmerling	D561,560 S	2/2008	McConnell
D243,653 S	3/1977	Fine	D561,577 S	2/2008	McConnell
D243,824 S	3/1977	Fine	D567,633 S	4/2008	Anderson
4,312,458 A	1/1982	Stewart	7,674,976 B2	3/2010	Eastin
4,343,527 A	8/1982	Harrington et al.	D639,141 S	6/2011	Chen et al.
4,451,106 A	5/1984	Wisehart et al.	D642,894 S	8/2011	Soper et al.
D276,587 S	12/1984	White	8,158,885 B2	4/2012	Eastin
D276,976 S	1/1985	Tegner	2008/0236884 A1	10/2008	Arbel
D289,602 S	5/1987	Williams, Jr.	2009/0101386 A1	4/2009	Schoettle
			2009/0249705 A1	10/2009	Struthers et al.
			2010/0032182 A1	2/2010	Arbel
			2010/0132972 A1	6/2010	Chaumeny et al.
			2010/0155100 A1	6/2010	Eastin




FIG. 1




FIG. 2




FIG. 3

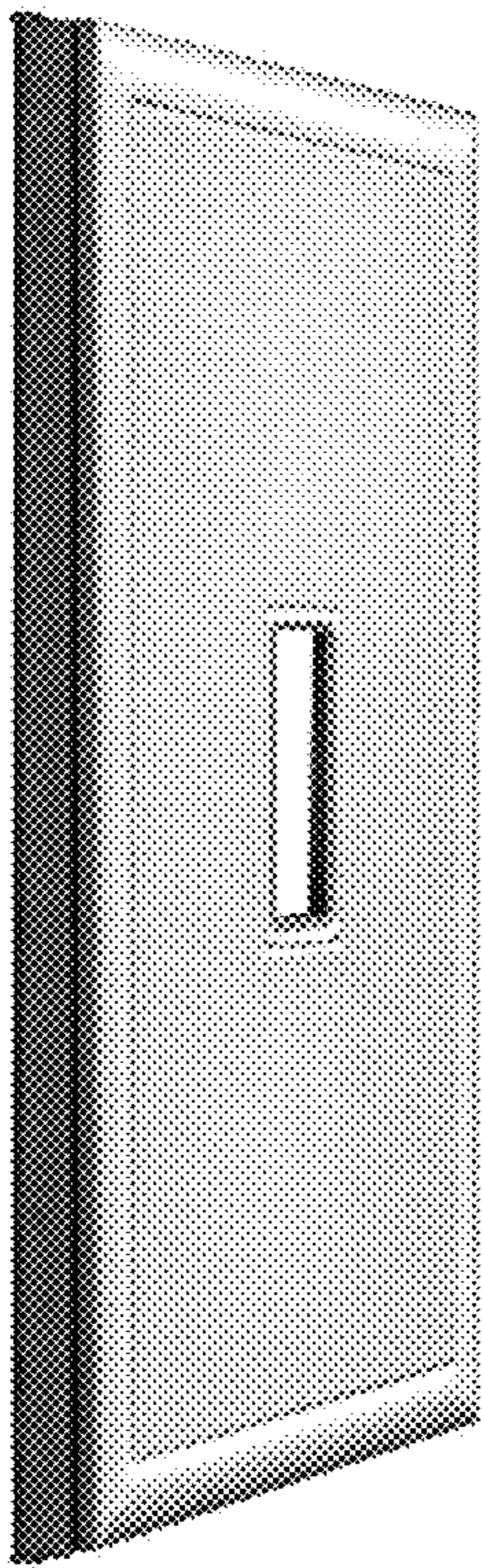


FIG. 4




FIG. 5



FIG. 6




FIG. 7




FIG. 8




FIG. 9




FIG. 10




FIG. 11



FIG. 12