



US00D732373S

(12) **United States Design Patent**
Wagner

(10) **Patent No.:** **US D732,373 S**

(45) **Date of Patent:** **** Jun. 23, 2015**

(54) **BRACKET**

(71) Applicant: **Ashley Brenton Wagner**, San Jose, CA
(US)

(72) Inventor: **Ashley Brenton Wagner**, San Jose, CA
(US)

(**) Term: **14 Years**

(21) Appl. No.: **29/445,831**

(22) Filed: **Feb. 17, 2013**

(51) **LOC (10) Cl.** **08-08**

(52) **U.S. Cl.**
USPC **D8/349**

(58) **Field of Classification Search**
USPC D8/330, 349, 352-354, 363, 364,
D8/371-73, 380-382, 384, 400, 499;
D13/102
CPC A47F 5/08; B60G 2204/41043; B60G
2204/4307; E06C 7/083; F21S 8/043; F24D
19/0209; H04N 2201/02485; Y10T 16/19;
Y10T 16/373

See application file for complete search history.

(56) **References Cited**

U.S. PATENT DOCUMENTS

2,807,431	A *	9/1957	McHale	248/113
3,963,204	A *	6/1976	Liss	248/27.1
D246,573	S *	12/1977	White	D8/384
D274,787	S *	7/1984	Cronce	D8/373
5,048,429	A *	9/1991	Freiberg	108/106
D342,011	S *	12/1993	Maguire	D8/349
D490,559	S *	5/2004	Small	D26/138
D605,102	S *	12/2009	Peschmann	D12/223
D653,592	S *	2/2012	Brown	D12/162

D695,369	S *	12/2013	Bennett	D21/694
D701,260	S *	3/2014	Burton	D16/242
D717,636	S *	11/2014	Stanley	D8/363
2007/0063118	A1 *	3/2007	Owens et al.	248/300

OTHER PUBLICATIONS

U Shaped Bracket, dated Apr. 6, 2010, [online], [site visited Mar. 19, 2015]. Available from Internet, <URL: http://www.customsignstore.com/accessories_and_more/brackets_and_mounting_hardware/brackets/u_shaped_bracket_to_attach_sign_to_pole.html>.*
National Mfg. N235291 Closed Bar Holder For Use With 2x4 For doors, date first available Feb. 17, 2007, [online], [site visited Mar. 19, 2015]. Available from Internet, <URL: http://www.amazon.com/National-N235291-Closed-Holder-doors/dp/B000BO9NFI/ref=cm_cr_pr_pb_i>.*

* cited by examiner

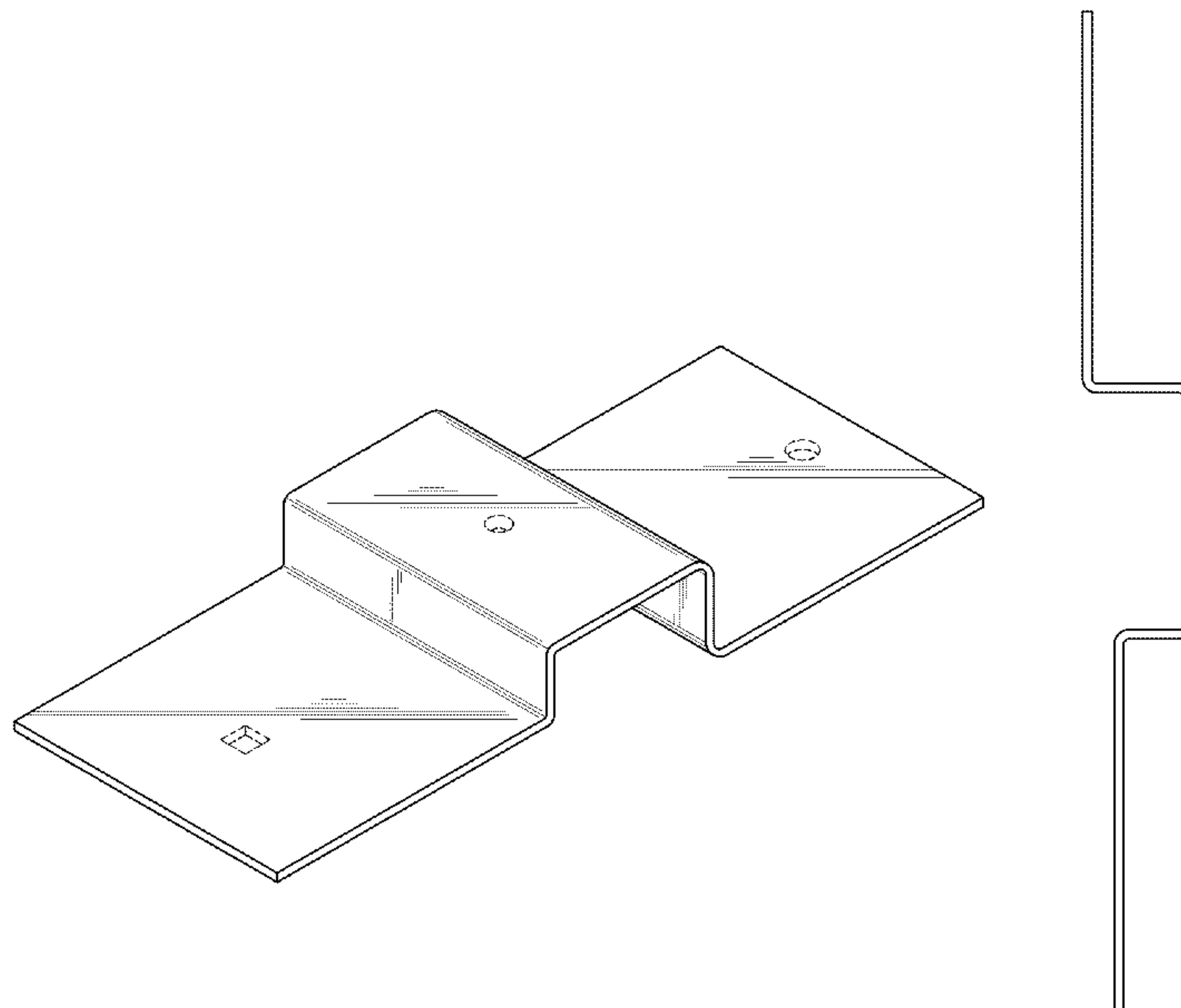
Primary Examiner — Thomas Johannes
Assistant Examiner — Shawn T Gingrich

(57) **CLAIM**
The ornamental design for a bracket, as shown and described.

DESCRIPTION

FIG. 1 is a side, top perspective view of a bracket showing my new design;
FIG. 2 is a right view thereof, the left view being a mirror image thereof;
FIG. 3 is a front view thereof;
FIG. 4 is a back view thereof;
FIG. 5 is the top view thereof; and,
FIG. 6 is a bottom view thereof.
The broken line portion of the figure drawings is included to show unclaimed subject matter only and forms no part of the claimed design.

1 Claim, 3 Drawing Sheets



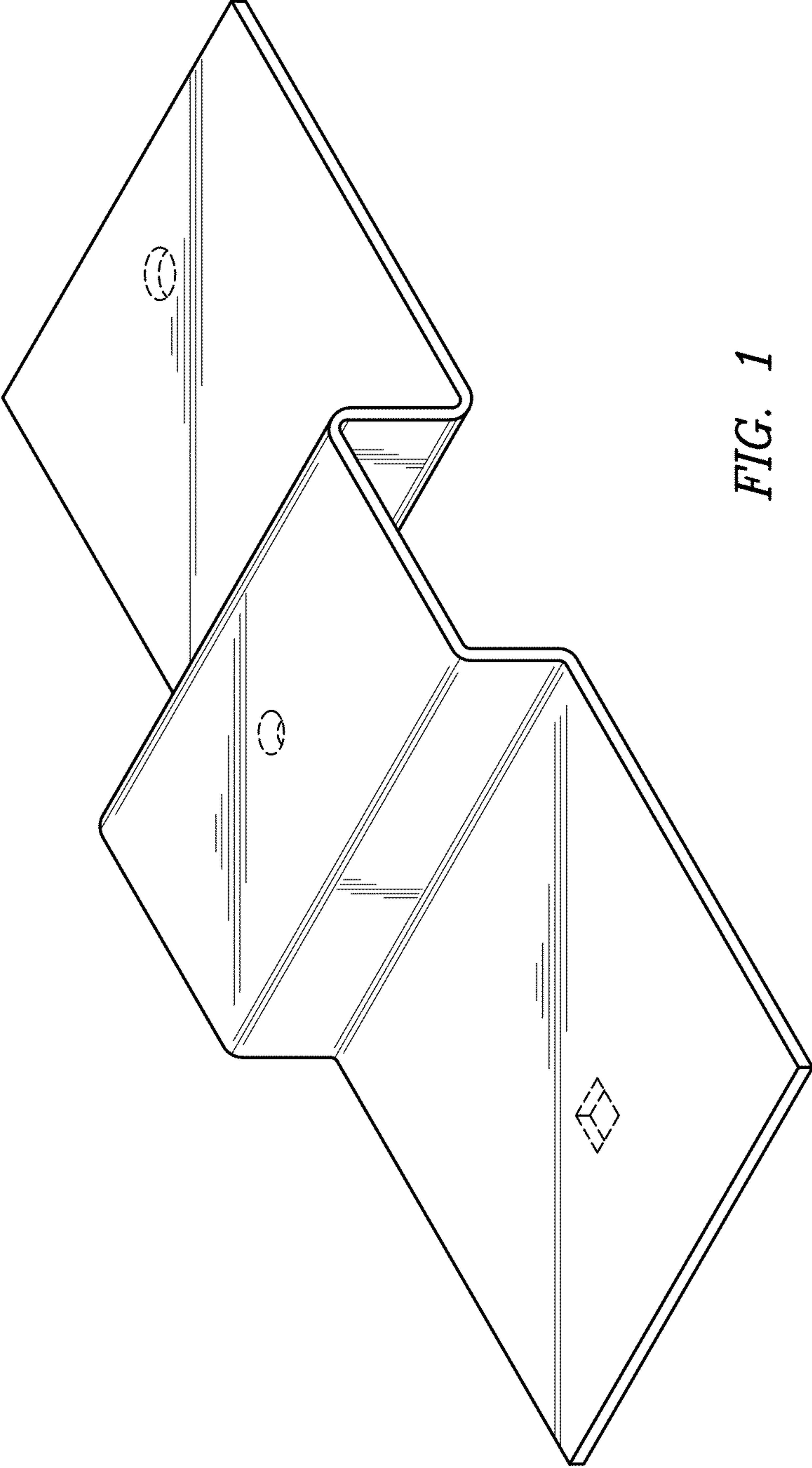


FIG. 1




FIG. 2

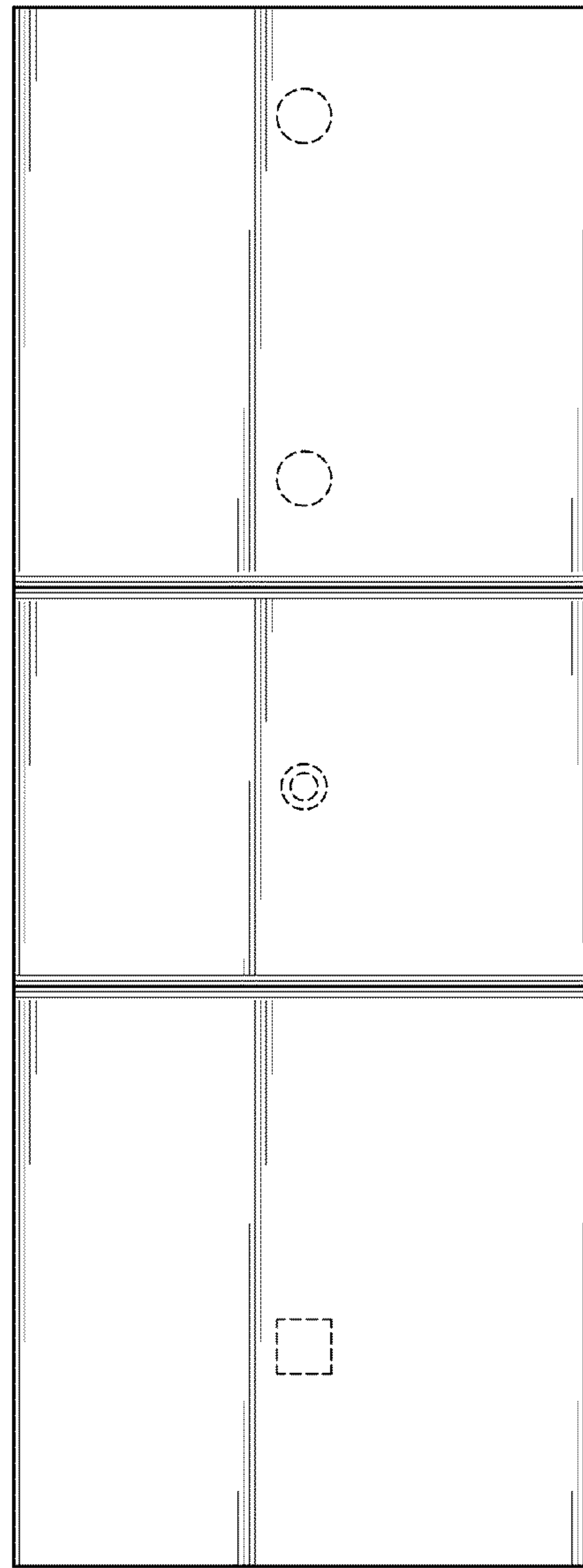


FIG. 3

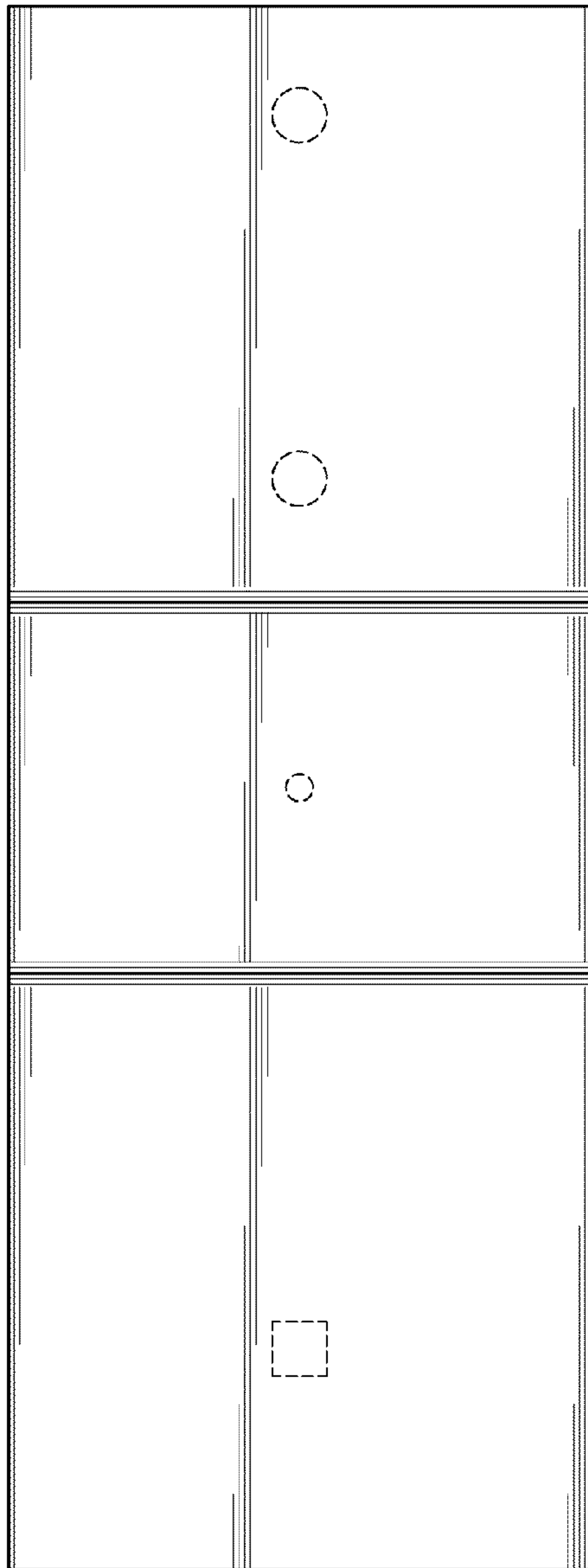


FIG. 4




FIG. 5

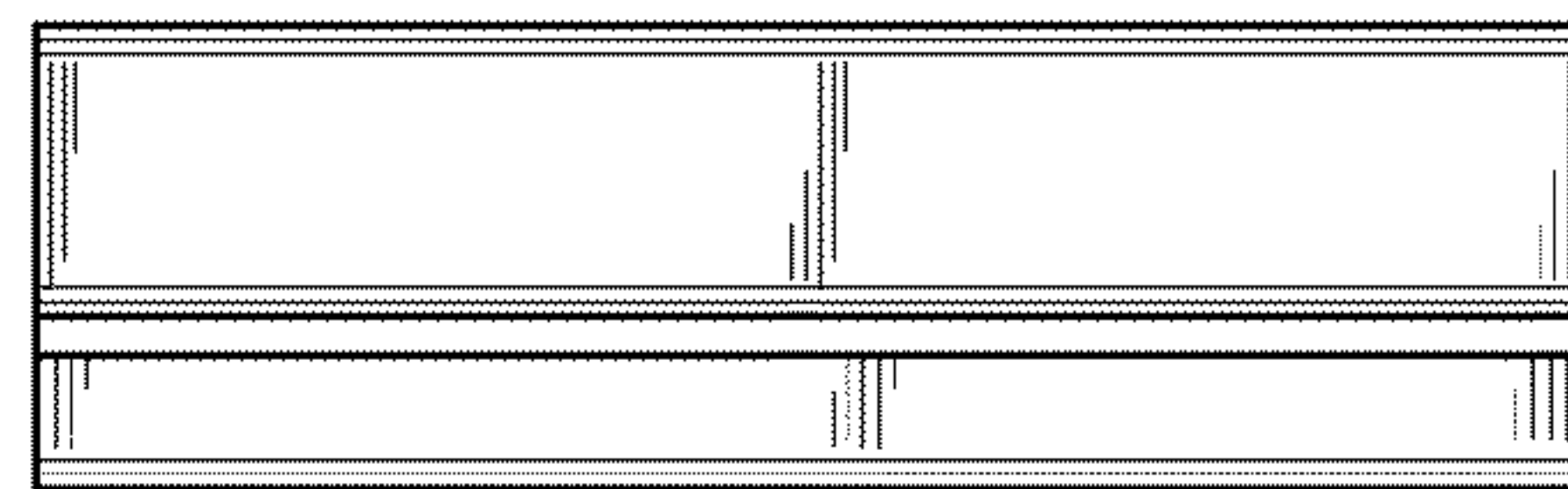


FIG. 6