



US00D732312S

(12) **United States Design Patent**  
**Tiffin**

(10) **Patent No.:** **US D732,312 S**

(45) **Date of Patent:** **\*\* Jun. 23, 2015**

(54) **PILLOW**

*Primary Examiner* — Mary Ann Calabrese

(71) Applicant: **Elisabeth C Tiffin**, Thousand Oaks, CA  
(US)

(74) *Attorney, Agent, or Firm* — Brooks Acordia IP Law, PC

(72) Inventor: **Elisabeth C Tiffin**, Thousand Oaks, CA  
(US)

(57) **CLAIM**

(\*\*) Term: **14 Years**

The ornamental design for a pillow, as shown and described.

(21) Appl. No.: **29/489,027**

(22) Filed: **Apr. 25, 2014**

**DESCRIPTION**

(51) **LOC (10) Cl.** ..... **06-09**

FIG. 1 is a perspective view of a pillow showing our new design;

(52) **U.S. Cl.**

FIG. 2 is a front elevational view of the embodiment of FIG. 1;

USPC ..... **D6/601**

(58) **Field of Classification Search**

USPC ..... D6/595–601, 604, 606; 5/630, 632,  
5/633, 636–645, 648, 652–655, 655.3,  
5/655.7, 655.9; D24/183, 190; D30/118;  
D21/803, 809

FIG. 3 is a rear elevational view of the embodiment of FIG. 1;  
FIG. 4 is a left side elevational view of the embodiment of  
FIG. 1, the right side elevational view being a mirror image of  
the left side elevational view;

CPC .... A47C 20/00; A47C 20/021; A47D 15/001;  
A47D 15/008; A47G 9/00; A47G 9/10

FIG. 5 is a top plan view of the embodiment of FIG. 1;

See application file for complete search history.

FIG. 6 is a bottom plan view of the embodiment of FIG. 1;

(56) **References Cited**

**U.S. PATENT DOCUMENTS**

D248,141 S *	6/1978	Forsland	.....	D6/601
D306,245 S *	2/1990	Akhtarekhavari	.....	D6/601
D307,368 S *	4/1990	Lockhart et al.	.....	D6/601
D309,070 S *	7/1990	Burns, Sr.	.....	D6/604
D327,389 S *	6/1992	Flores et al.	.....	D6/601
D376,288 S *	12/1996	Antonian	.....	D6/601
D645,693 S *	9/2011	Rothbard	.....	D6/601
D701,710 S *	4/2014	Martinez	.....	D6/601
D707,358 S *	6/2014	Mantilla	.....	D24/184
D711,669 S *	8/2014	Holder	.....	D6/601
D715,579 S *	10/2014	Scarlett	.....	D6/601
D716,072 S *	10/2014	Rose et al.	.....	D6/601
2013/0298333 A1 *	11/2013	Chen	.....	5/636

FIG. 7 is a perspective view of an alternate embodiment of the  
pillow, the only difference being smooth outer edges at an  
upper end of the pillow and an oval-shaped center cavity,  
rather than rectangular center cavity, with all other surfaces  
being the same as those of the first embodiment;

FIG. 8 is a front elevational view of the embodiment of FIG. 7;

FIG. 9 is a rear elevational view of the embodiment of FIG. 7;


FIG. 10 is a left side elevational view of the embodiment of  
FIG. 7, the right side elevational view being a mirror image of  
the left side elevational view; and,

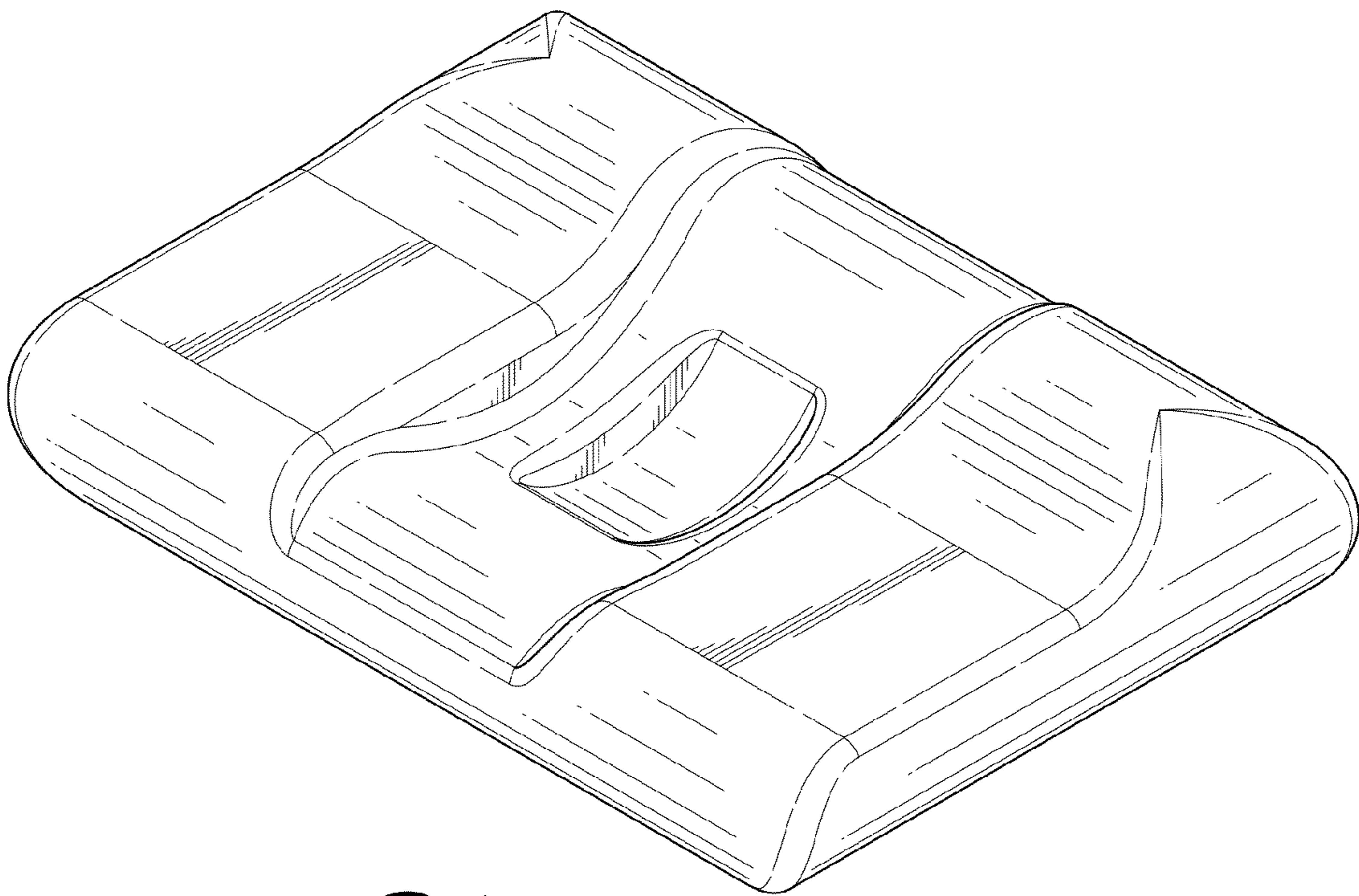
FIG. 11 is a top plan view of the embodiment of FIG. 7.

The bottom plan view of the alternate embodiment of FIG. 7  
is the same as the bottom plan view of the first embodiment  
illustrated in FIG. 6.


\* cited by examiner

**1 Claim, 5 Drawing Sheets**

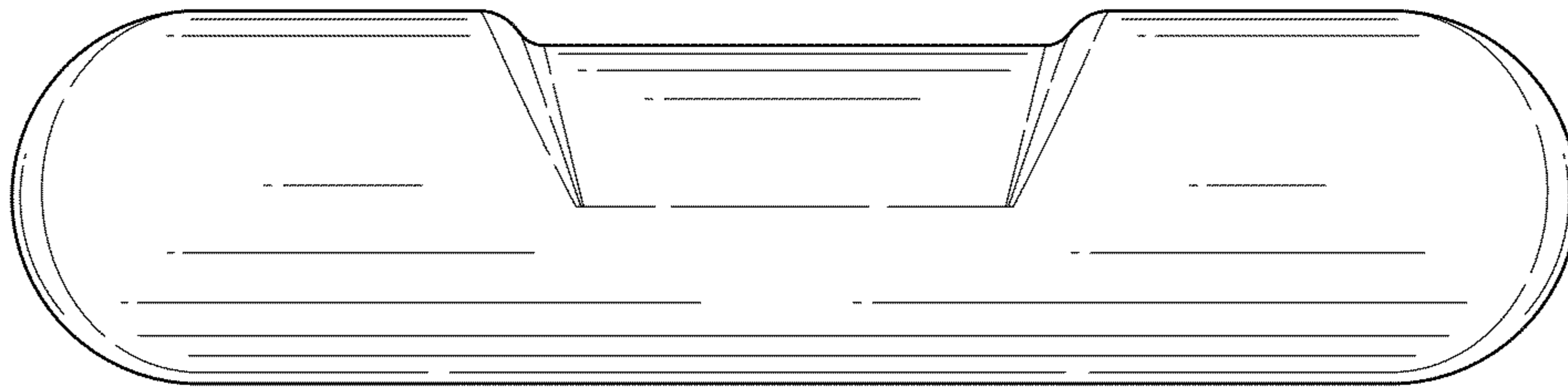




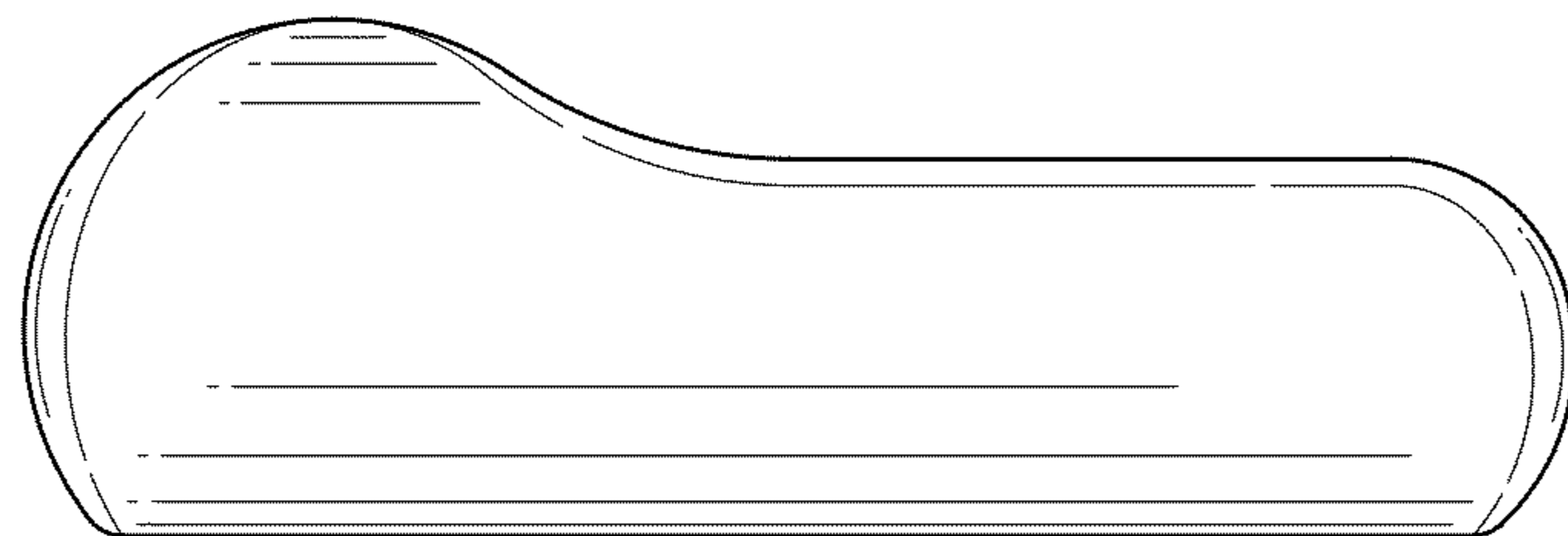
*FIG. 1*



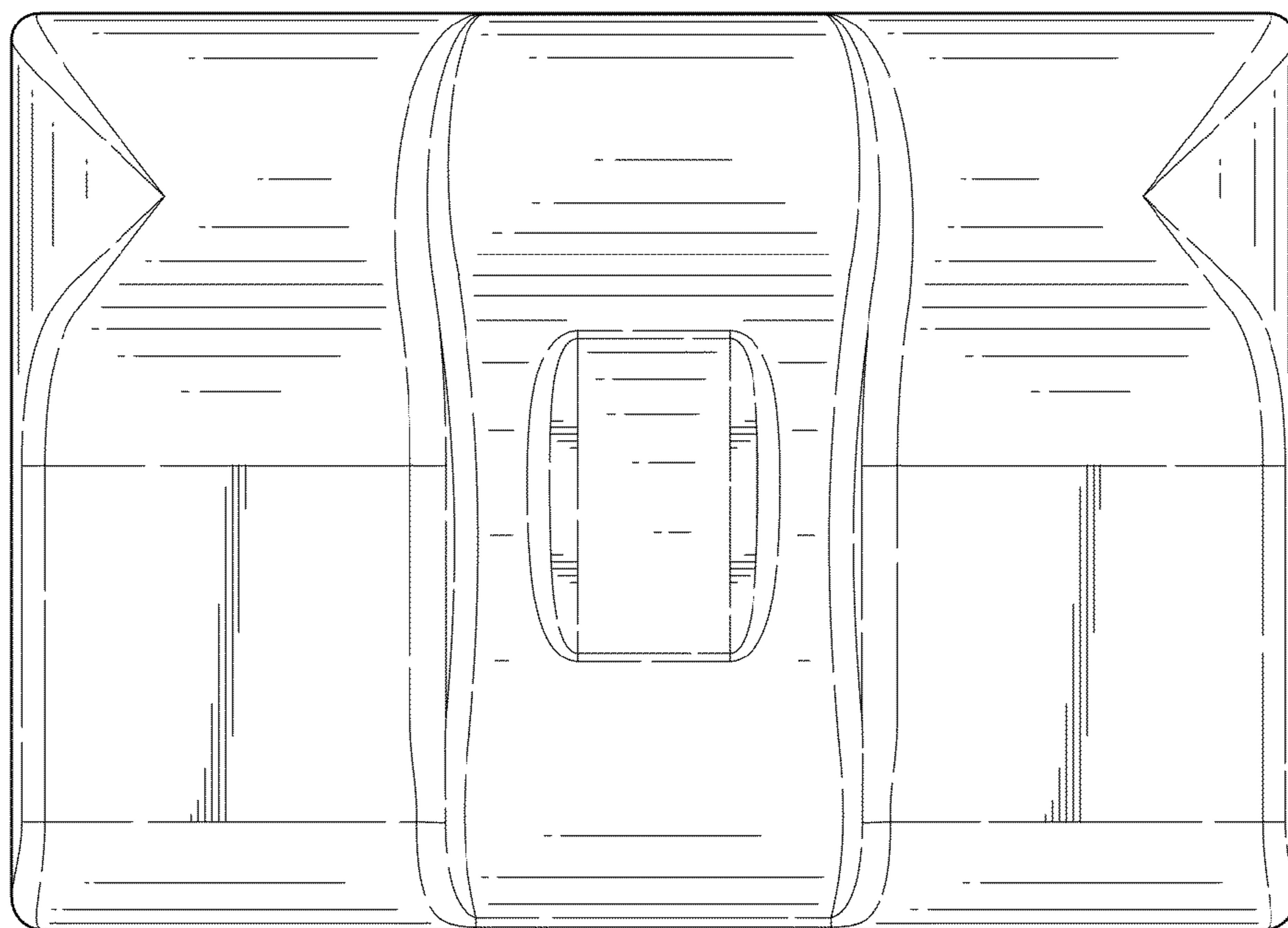
*FIG. 2*



*FIG. 3*



*FIG. 4*



*FIG. 5*



*FIG. 6*


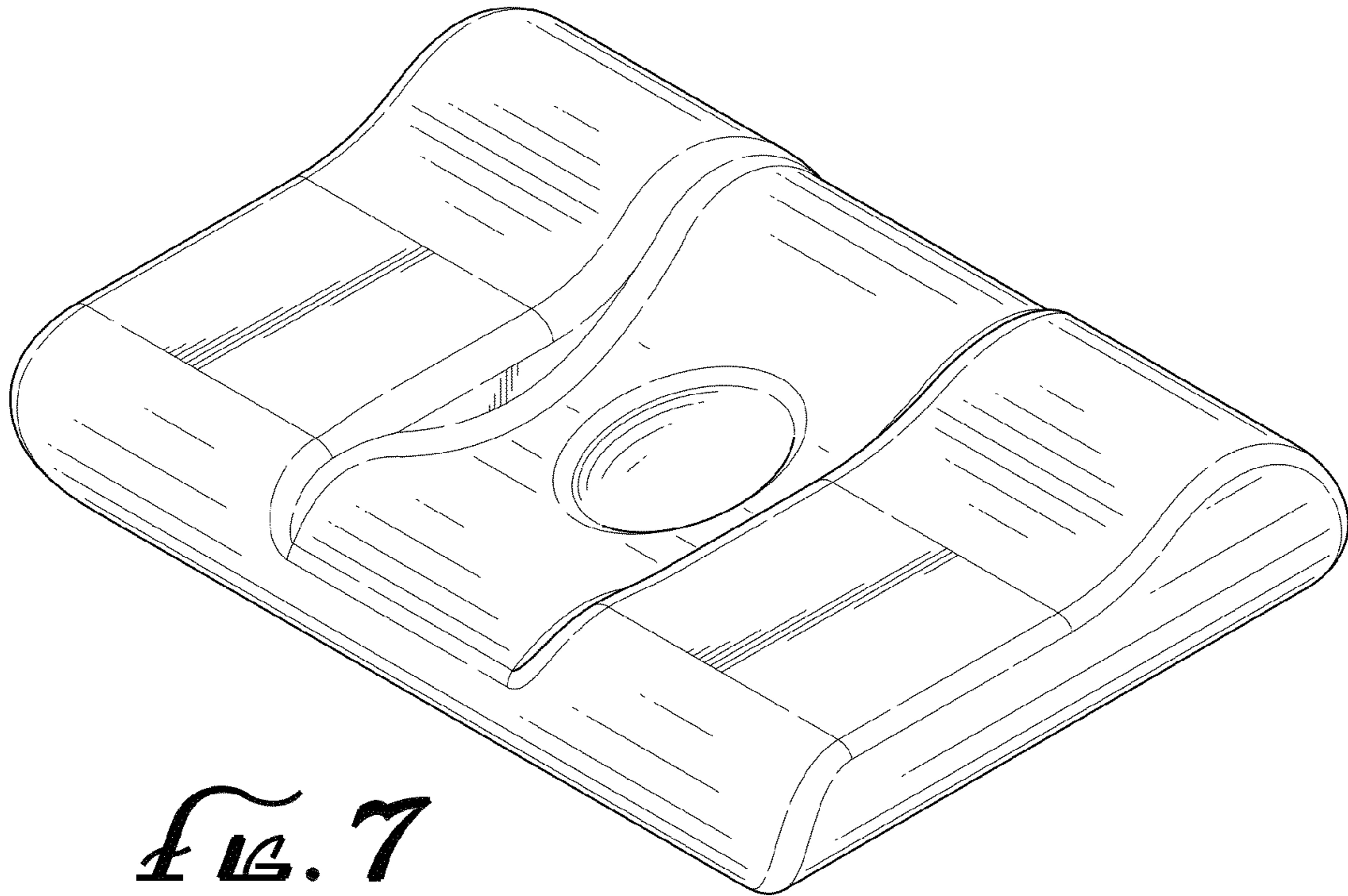


FIG. 8


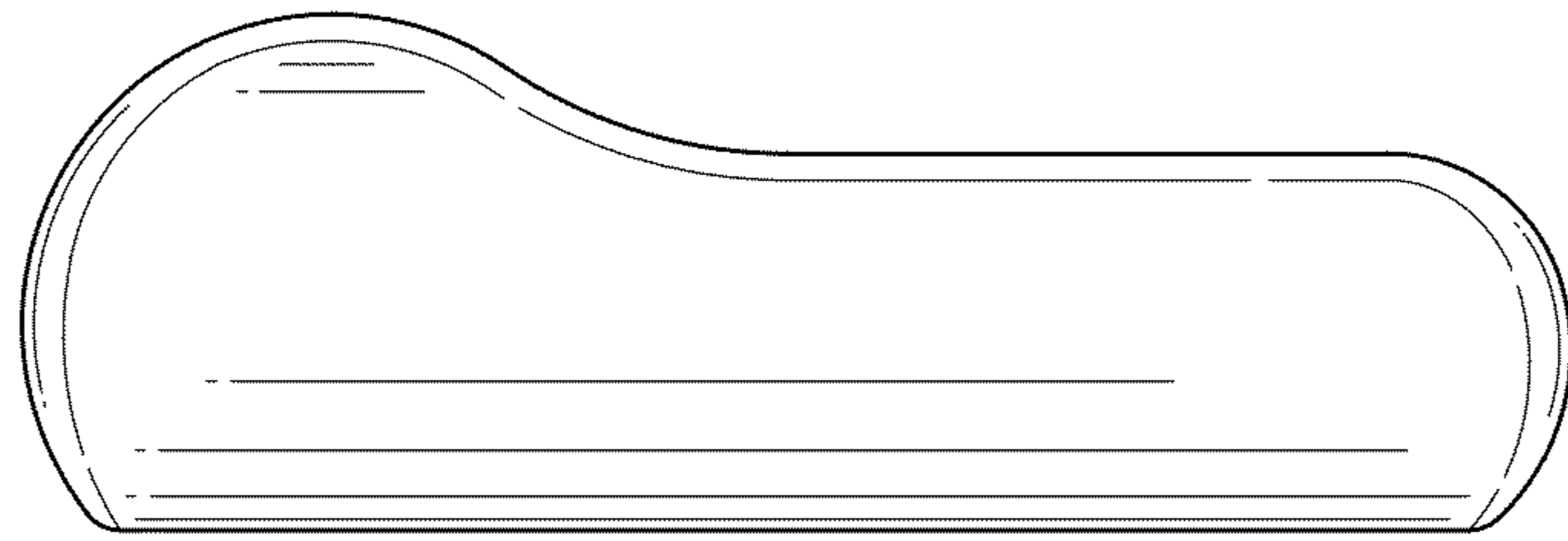
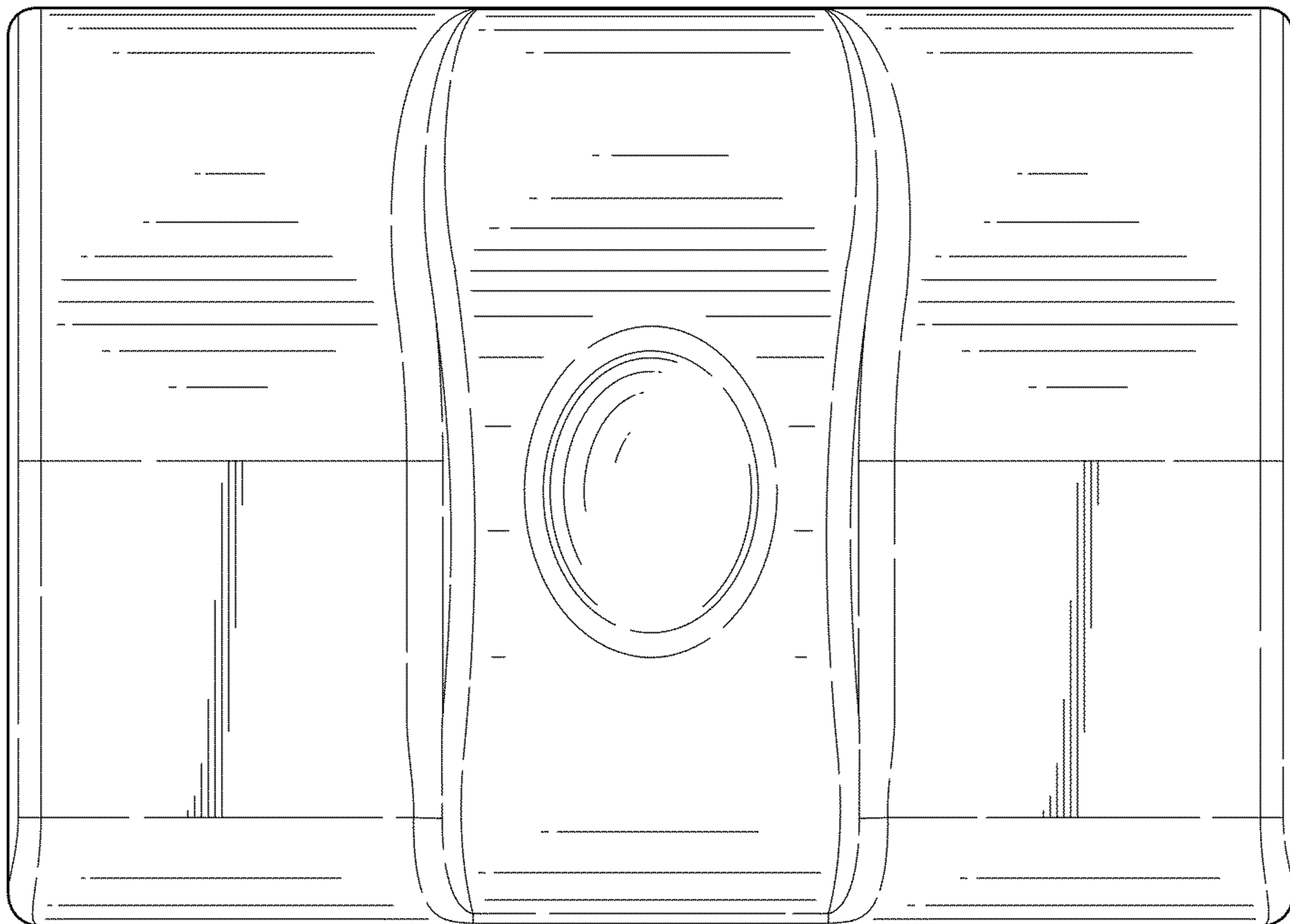


FIG. 9



*FIG. 10*



*FIG. 11*