

US00D732301S

(12) **United States Design Patent**
Sempe

(10) **Patent No.:** **US D732,301 S**
(45) **Date of Patent:** **** Jun. 23, 2015**

(54) **SEAT**

(71) Applicant: **Roset S.A.**, Serrieres de Briord (FR)

(72) Inventor: **Inga Sempe**, Paris (FR)

(73) Assignee: **ROSET S.A.** (FR)

(**) Term: **14 Years**

(21) Appl. No.: **29/485,611**

(22) Filed: **Mar. 20, 2014**

(30) **Foreign Application Priority Data**

Sep. 20, 2013 (WO) DM/082 625

(51) **LOC (10) Cl.** **06-01**

(52) **U.S. Cl.**
USPC **D6/378**

(58) **Field of Classification Search**
USPC D6/334-336, 364, 371, 373, 374, 375,
D6/378, 381, 716, 716.1, 716.4
CPC A47C 7/18; A47C 7/24; A47C 7/021;
A47C 5/06; A47C 15/002; B60N 2/70
See application file for complete search history.

(56) **References Cited**

U.S. PATENT DOCUMENTS

D235,179 S *	5/1975	Bernard	D6/378
D369,495 S *	5/1996	Mourgue	D6/378
D373,256 S *	9/1996	Lewis	D6/381
D617,112 S *	6/2010	Tsai	D6/381
D640,479 S *	6/2011	Sempe	D6/375
D655,935 S *	3/2012	Sempe	D6/381
D655,936 S *	3/2012	Sempe	D6/381
D698,173 S *	1/2014	Caldwell	D6/378

* cited by examiner

Primary Examiner — Mimosa De

(74) *Attorney, Agent, or Firm* — Cantor Colburn LLP

(57) **CLAIM**

The ornamental design for a seat, as shown and described.

DESCRIPTION

FIG. 1 is a perspective view of a seat, showing my new design;
FIG. 2 is another perspective view thereof;
FIG. 3 is a front view thereof;
FIG. 4 is a side view thereof; and,
FIG. 5 is a top plan view thereof.

1 Claim, 5 Drawing Sheets



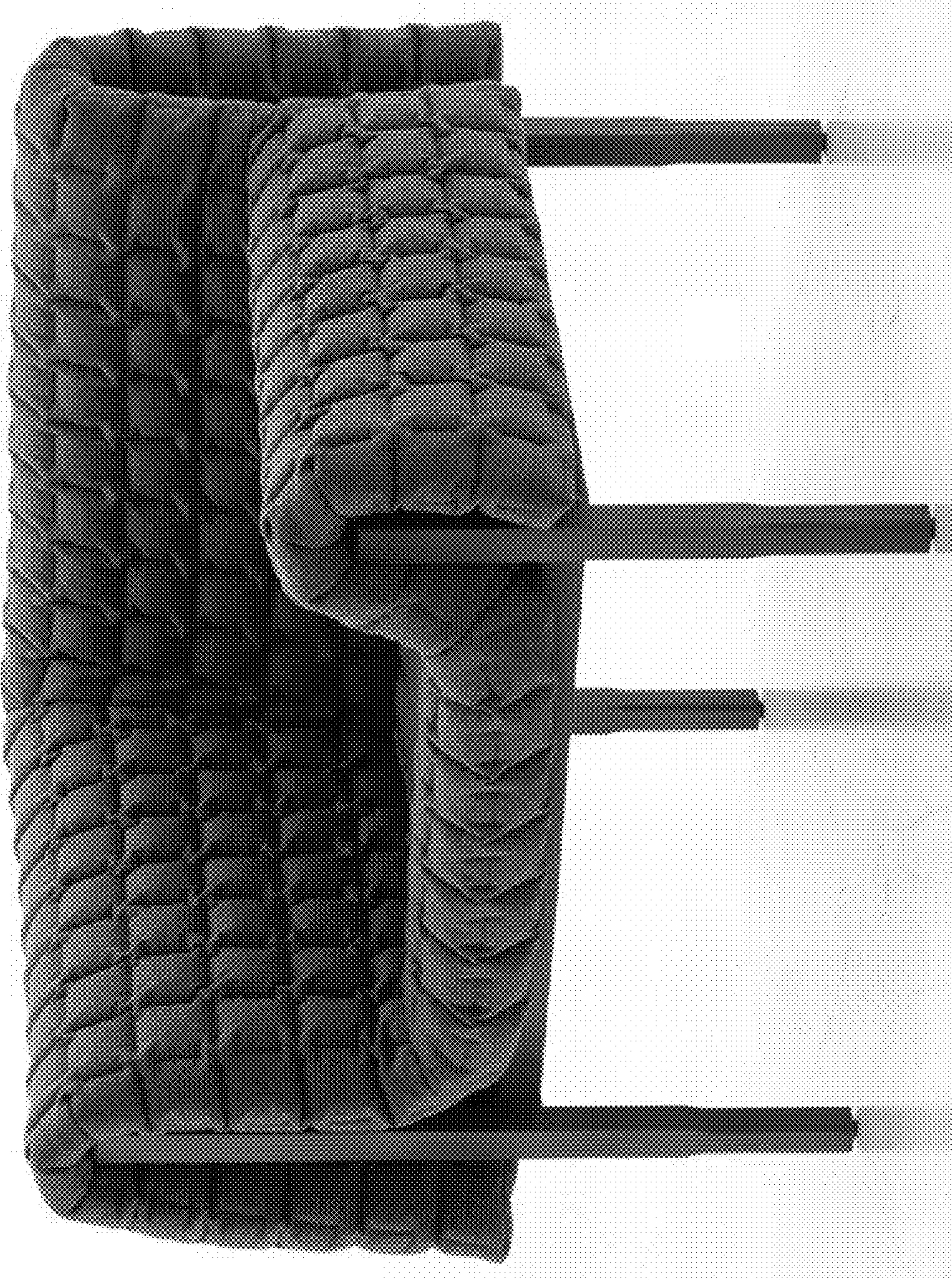


FIGURE 1




FIGURE 2




FIGURE 3




FIGURE 4



FIGURE 5