



US00D732285S

(12) **United States Design Patent**
Fallon et al.

(10) **Patent No.:** **US D732,285 S**
(45) **Date of Patent:** **** Jun. 23, 2015**

(54) **SHOE UPPER**

- (71) Applicant: **Under Armour, Inc.**, Baltimore, MD
(US)
- (72) Inventors: **Kevin Patrick Fallon**, Baltimore, MD
(US); **David Dombrow**, Baltimore, MD
(US)
- (73) Assignee: **Under Armour, Inc.**, Baltimore, MD
(US)
- (**) Term: **14 Years**
- (21) Appl. No.: **29/460,743**
- (22) Filed: **Jul. 15, 2013**
- (51) **LOC (10) Cl.** **02-99**
- (52) **U.S. Cl.**
USPC **D2/972**
- (58) **Field of Classification Search**
USPC D2/902, 906-908, 944, 969, 972-974;
36/45, 50.1, 77 M, 77 R, 83, 88, 113,
36/114, 126-131
See application file for complete search history.

(56) **References Cited**

U.S. PATENT DOCUMENTS

3,641,687 A *	2/1972	Hibbard et al.	36/130
D288,742 S *	3/1987	Caretti	D2/924
D308,591 S *	6/1990	Pickett	D2/972
D394,139 S *	5/1998	Hirahata	D2/902
D614,855 S *	5/2010	Inohara et al.	D2/972
D664,347 S *	7/2012	Hill et al.	D2/972
D665,981 S *	8/2012	Hill et al.	D2/972

* cited by examiner

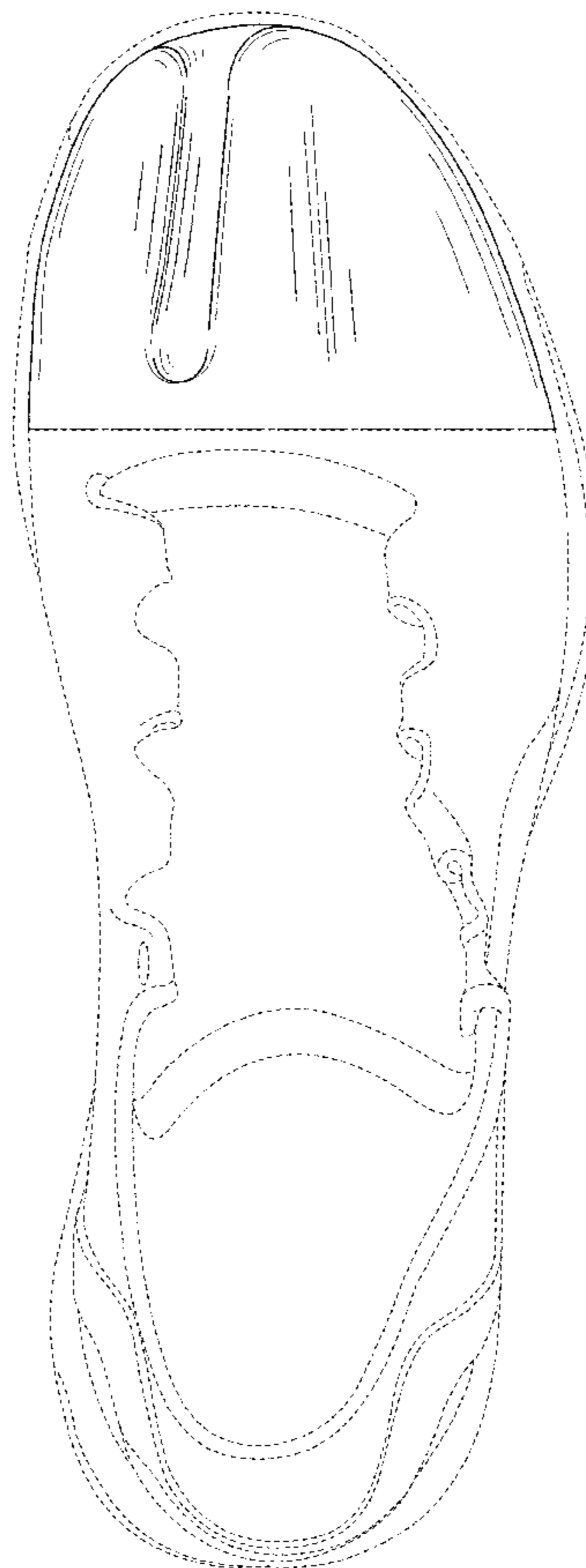

Primary Examiner — Dominic Simone

(57) **CLAIM**
The ornamental design for a shoe upper, as shown and described.

DESCRIPTION

FIG. 1 is a perspective view of a shoe upper according to the present invention;
 FIG. 2 is a top view of the shoe upper of FIG. 1;
 FIG. 3 is a right side view of the shoe upper of FIG. 1;
 FIG. 4 is a left side view of the shoe upper of FIG. 1; and,
 FIG. 5 is a front view of the shoe upper of FIG. 1.
 The broken lines in the figures merely illustrate the environment for the shoe upper of the present design and therefore form no part of the claimed design.

1 Claim, 5 Drawing Sheets






FIG. 1

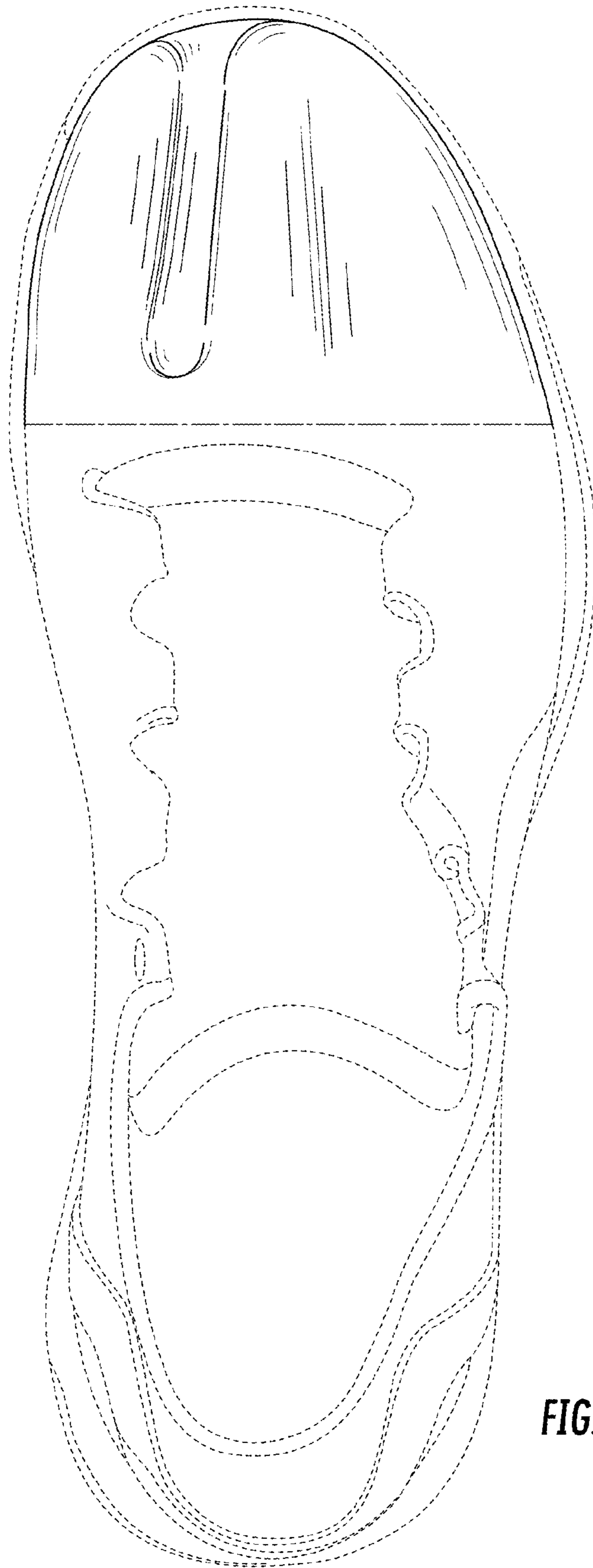


FIG. 2

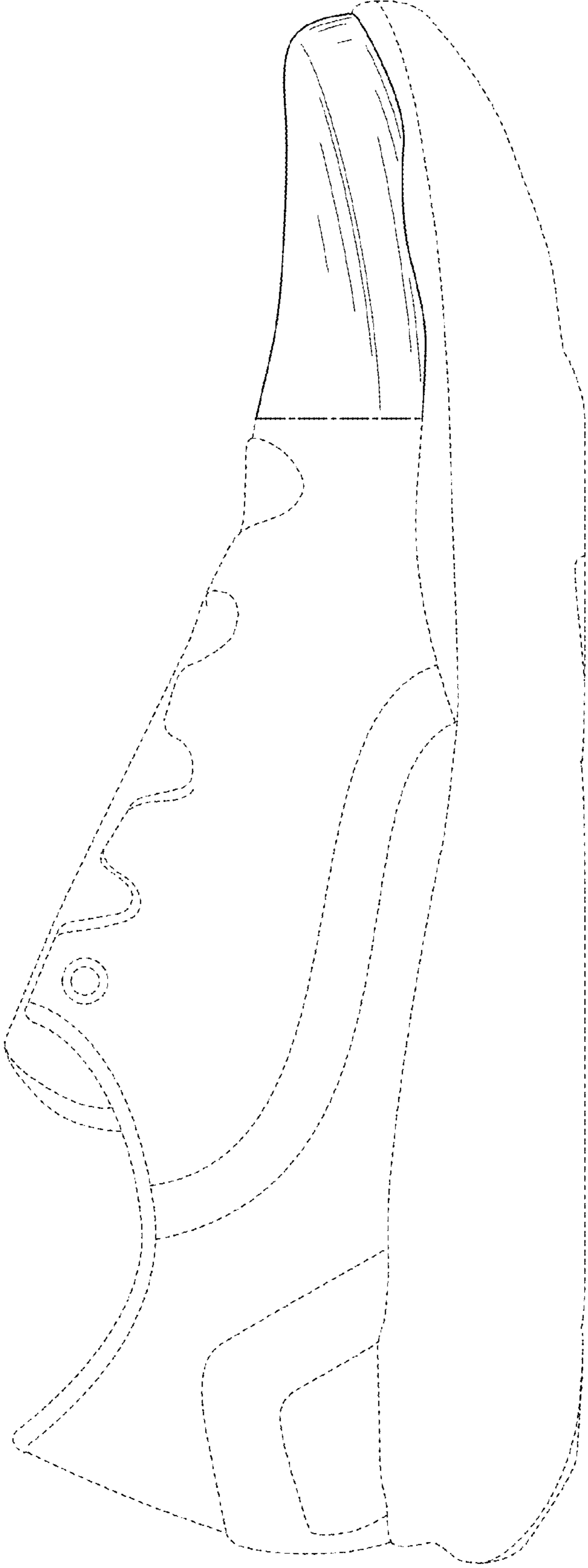


FIG. 3

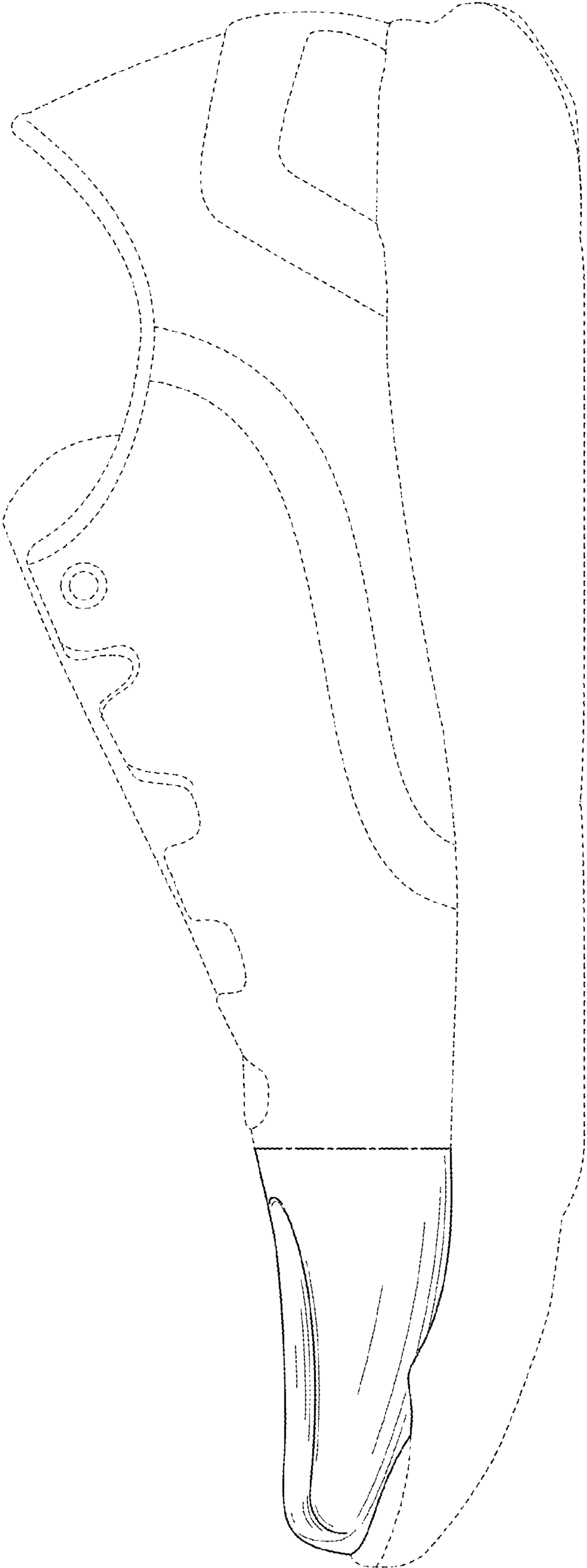


FIG. 4



FIG. 5