



US00D732284S

(12) **United States Design Patent**
Yasui et al.

(10) **Patent No.:** **US D732,284 S**
(45) **Date of Patent:** **** Jun. 23, 2015**

- (54) **ATHLETIC SHOE**
- (71) Applicant: **SSK Corporation**, Osaka (JP)
- (72) Inventors: **Koji Yasui**, Osaka (JP); **Katsushi Jo**, Osaka (JP); **Kunio Kobayashi**, Osaka (JP); **Yuji Ozu**, Osaka (JP)
- (73) Assignee: **SSK Corporation**, Osaka (JP)
- (**) Term: **14 Years**
- (21) Appl. No.: **29/448,149**
- (22) Filed: **Mar. 11, 2013**
- (30) **Foreign Application Priority Data**
Sep. 11, 2012 (JP) 2012-021890
- (51) **LOC (10) Cl.** **02-99**
- (52) **U.S. Cl.**
USPC **D2/972**
- (58) **Field of Classification Search**
USPC D2/902, 906-908, 944, 969, 972-974;
36/45, 50.1, 77 M, 77 R, 83, 88, 89,
36/113, 114, 126-131
See application file for complete search history.

D247,334 S *	2/1978	Sasaki	D2/908
D278,093 S *	3/1985	Ueda	D2/907
D290,181 S *	6/1987	Autry	D2/907
D292,784 S *	11/1987	Autry	D2/902
D357,796 S *	5/1995	Crowley, II	D2/972
D357,797 S *	5/1995	Raysse	D2/972
D427,759 S *	7/2000	Hlavacs	D2/972
D428,245 S *	7/2000	Brown	D2/972
D431,352 S *	10/2000	Hlavacs	D2/972
D443,978 S *	6/2001	McDowell	D2/972
D528,765 S *	9/2006	Portzline	D2/972
D540,531 S *	4/2007	Lee	D2/972
D604,035 S *	11/2009	Lemaster	D2/972
D635,748 S *	4/2011	Katz et al.	D2/902

* cited by examiner

Primary Examiner — Dominic Simone

(74) *Attorney, Agent, or Firm* — Wenderoth, Lind & Ponack, L.L.P.

- (56) **References Cited**
U.S. PATENT DOCUMENTS
D227,821 S * 7/1973 Aksew D2/908
D229,251 S * 11/1973 Askew D2/907
D232,200 S * 7/1974 Inohara D2/906
D239,217 S * 3/1976 Lloyd D2/907
D239,478 S * 4/1976 Senter D2/907
D241,383 S * 9/1976 Dolinsky D2/908

(57) **CLAIM**
The ornamental design for an athletic shoe, as shown and described.

DESCRIPTION

FIG. 1 is a perspective view of an athletic shoe showing our new design;
FIG. 2 is a front view thereof;
FIG. 3 is a rear view thereof;
FIG. 4 is a top plan view thereof;
FIG. 5 is a left-hand side view thereof;
FIG. 6 is a right-hand side view thereof; and,
FIG. 7 is a bottom plan view thereof.
The broken line illustration of environmental structure in the drawing is not part of the design sought to be patented.

1 Claim, 3 Drawing Sheets




Fig. 1




Fig. 2

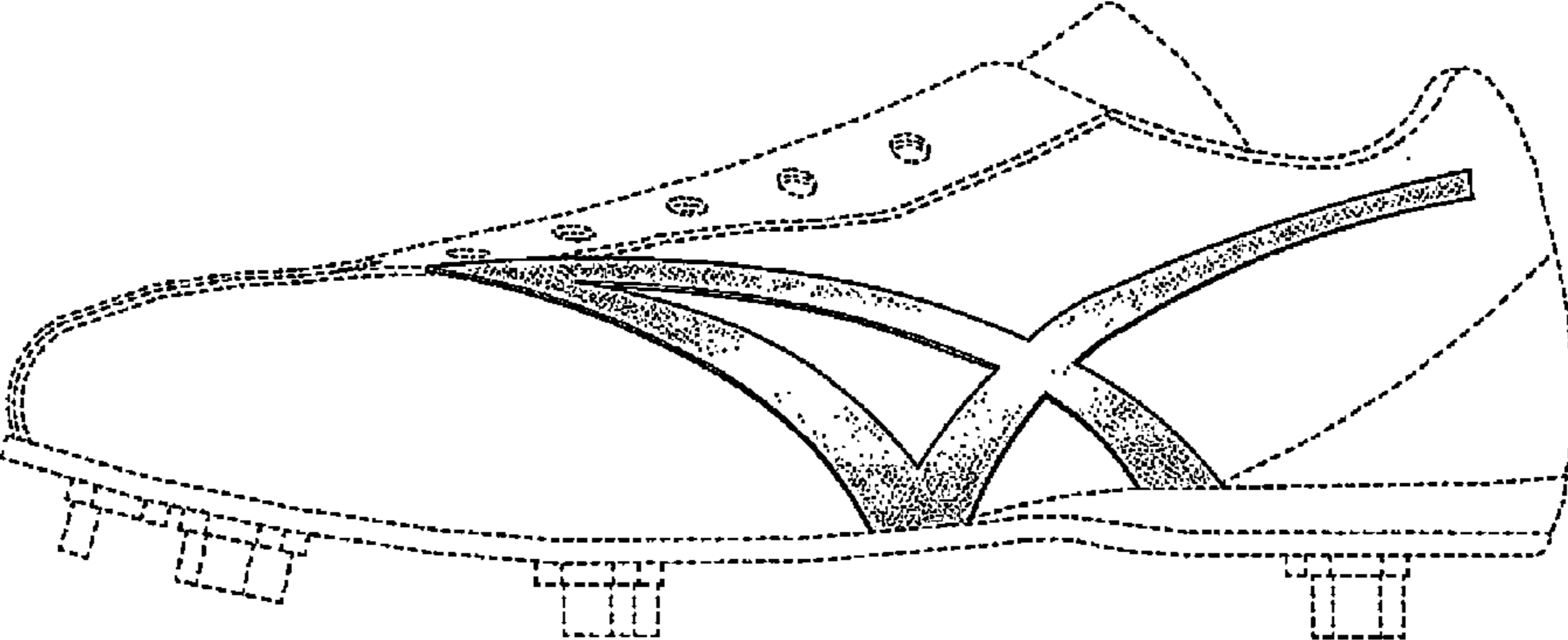


Fig. 3

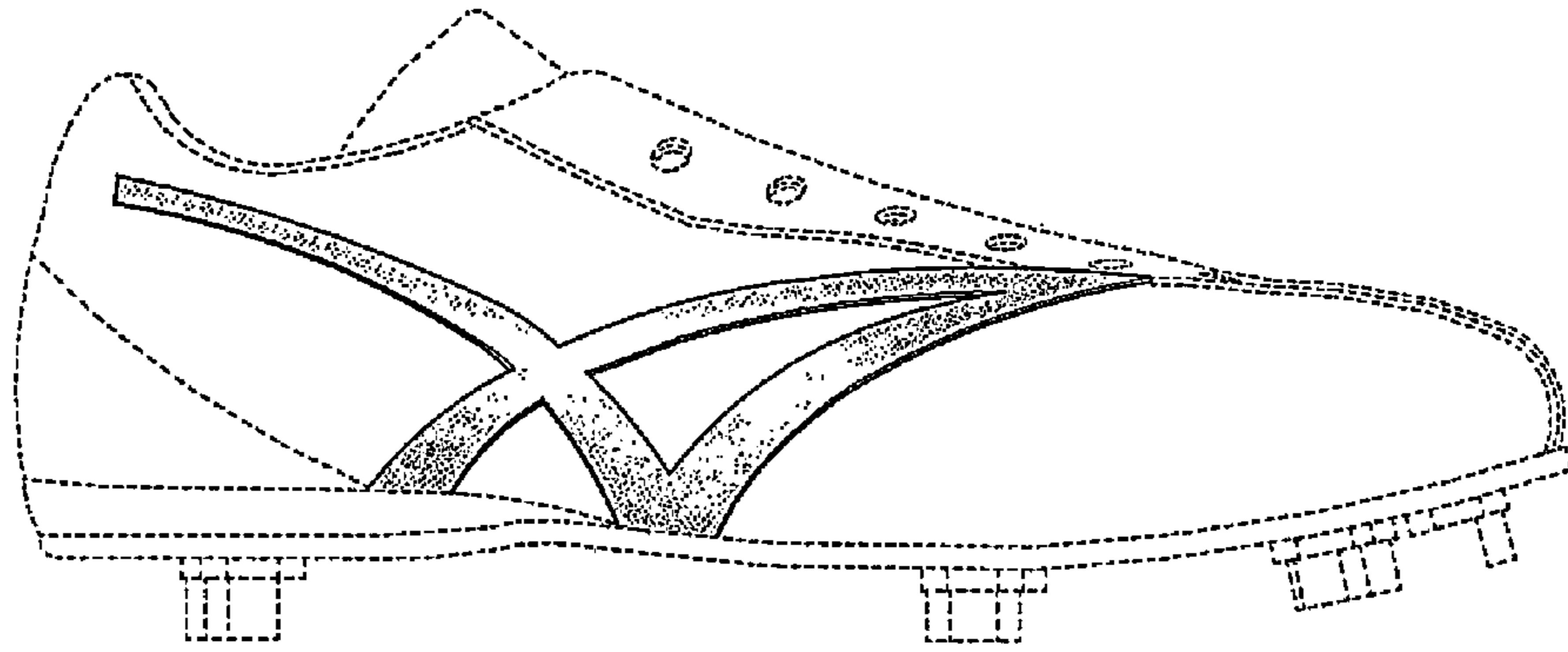


Fig. 4

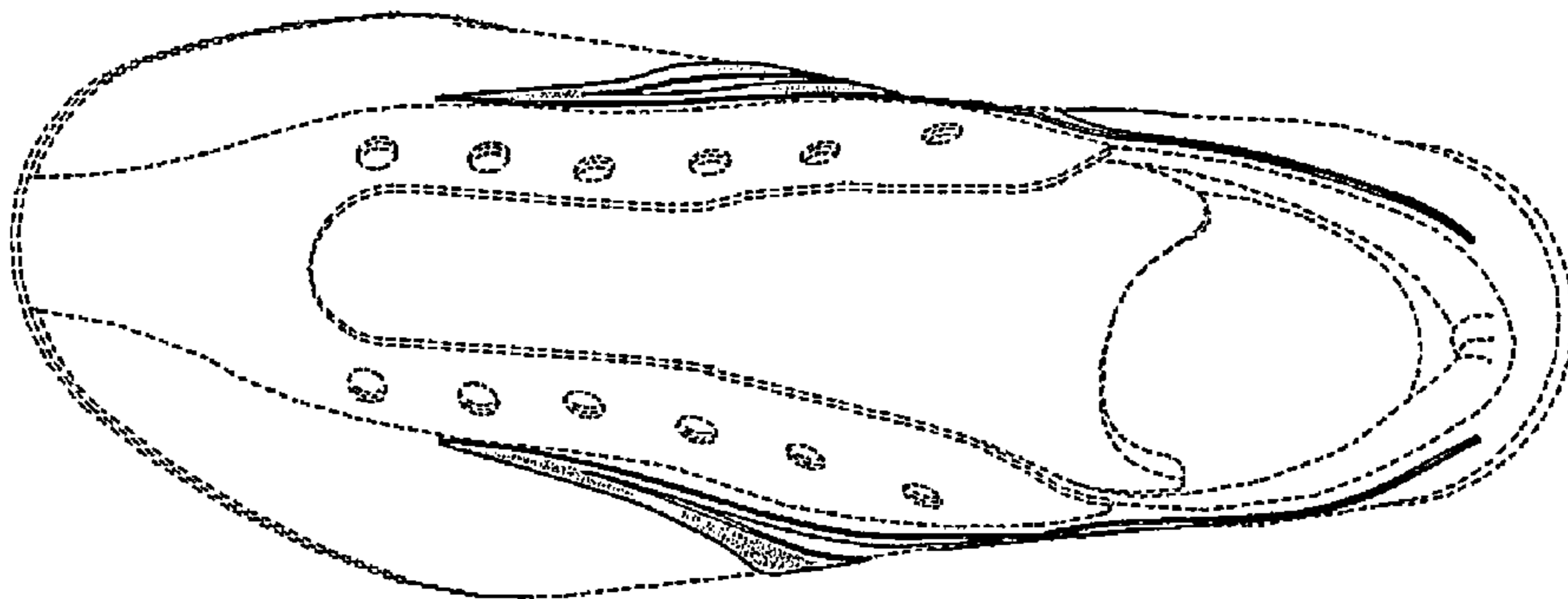


Fig. 5

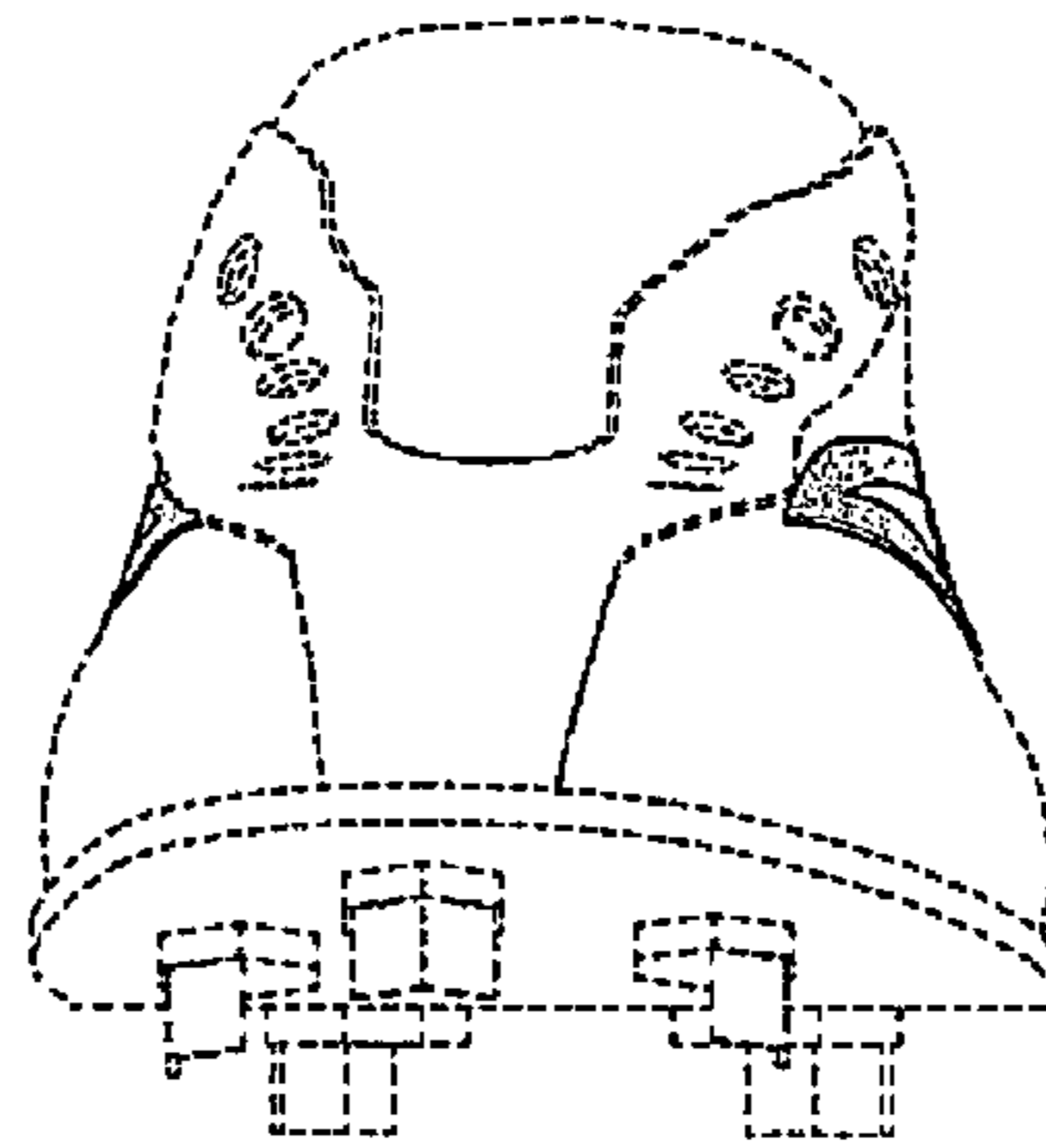


Fig. 6

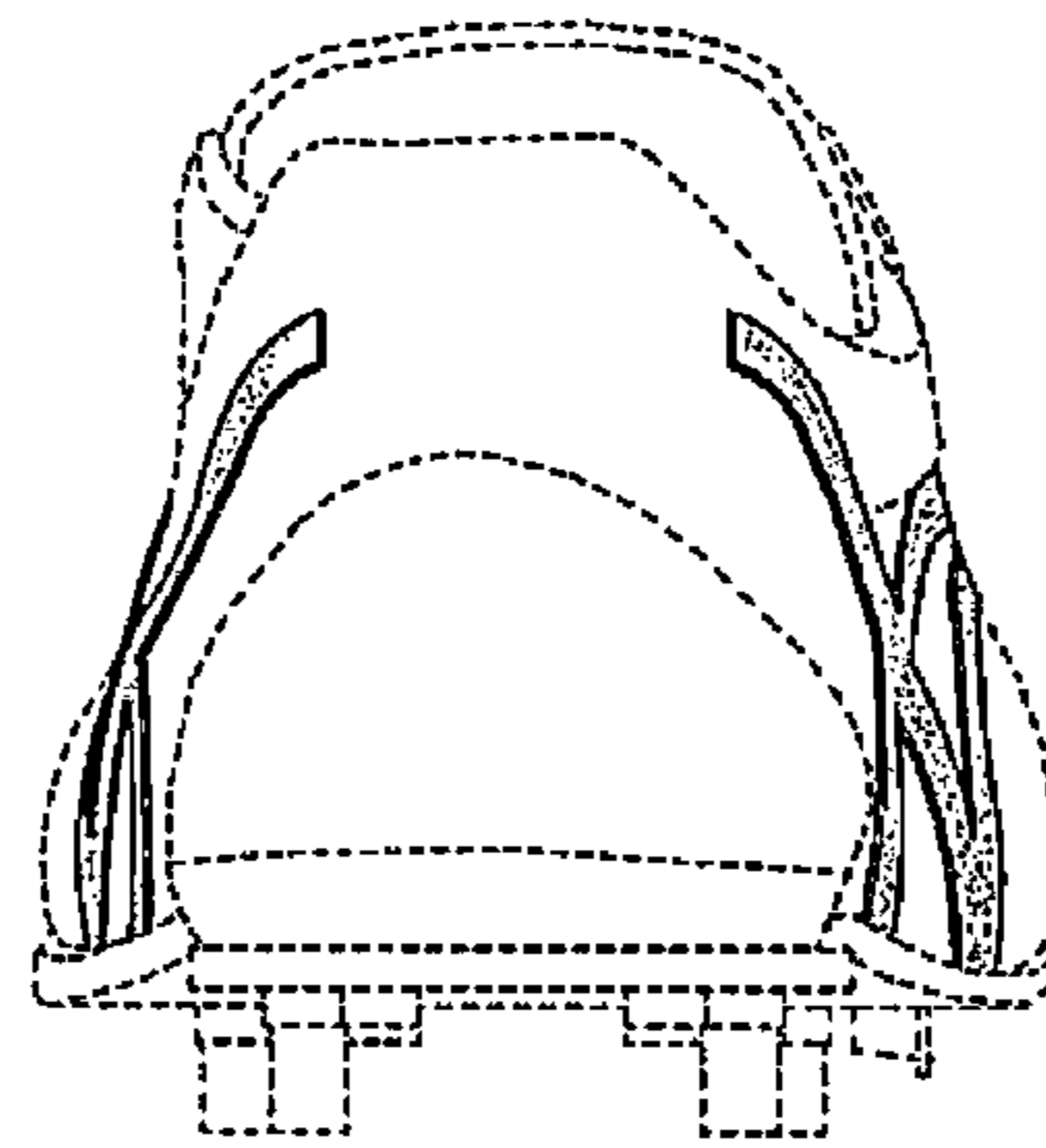


Fig. 7

