



US00D732280S

(12) **United States Design Patent**  
**Hershberger**

(10) **Patent No.:** **US D732,280 S**

(45) **Date of Patent:** **\*\* Jun. 23, 2015**

(54) **SHOE BODY**

(71) Applicant: **Lisa Hershberger**, Apple Creek, OH  
(US)

(72) Inventor: **Lisa Hershberger**, Apple Creek, OH  
(US)

(73) Assignee: **Amazing Love, LLC**, Apple Creek, OH  
(US)

(\*\*) Term: **14 Years**

(21) Appl. No.: **29/483,210**

(22) Filed: **Feb. 26, 2014**

(51) **LOC (10) Cl.** ..... **02-04**

(52) **U.S. Cl.**  
USPC ..... **D2/919**

(58) **Field of Classification Search**  
USPC ..... D2/896, 910, 919, 970, 921, 946, 900;  
36/83, 1.5, 2 R, 3 A, 7.1 R, 45, 55, 112,  
36/109, 100, 16; D24/192  
CPC ..... A43B 3/101; A43B 3/102  
See application file for complete search history.

(56) **References Cited**

**U.S. PATENT DOCUMENTS**

1,742,176	A	*	12/1929	Hebig	.....	36/8.1
D138,221	S	*	7/1944	Camerle	.....	D2/921
D138,222	S	*	7/1944	Camerle	.....	D2/921
D147,411	S	*	9/1947	Kienzle	.....	D2/899
D147,424	S	*	9/1947	Vogl	.....	D2/899
D231,158	S	*	4/1974	Ozawa	.....	D2/899

D231,159	S	*	4/1974	Ozawa	.....	D2/899
D244,641	S	*	6/1977	Rajaniemi et al.	.....	D2/910
D251,636	S	*	4/1979	Chapman et al.	.....	D2/921
D257,622	S	*	12/1980	Eskelsen	.....	D2/921
D268,298	S	*	3/1983	Goguen	.....	D2/912
D332,173	S	*	1/1993	Bumb	.....	D2/899
D385,690	S	*	11/1997	Puff	.....	D2/919
D389,988	S	*	2/1998	Hansen	.....	D2/899
D428,684	S	*	8/2000	Mizrahi	.....	D2/899
D438,693	S	*	3/2001	Martin	.....	D2/899

\* cited by examiner

*Primary Examiner* — Ian Simmons

*Assistant Examiner* — Rashida C McCoy

(74) *Attorney, Agent, or Firm* — Fraser Clemens Martin & Miller LLC; Jacob M. Ward

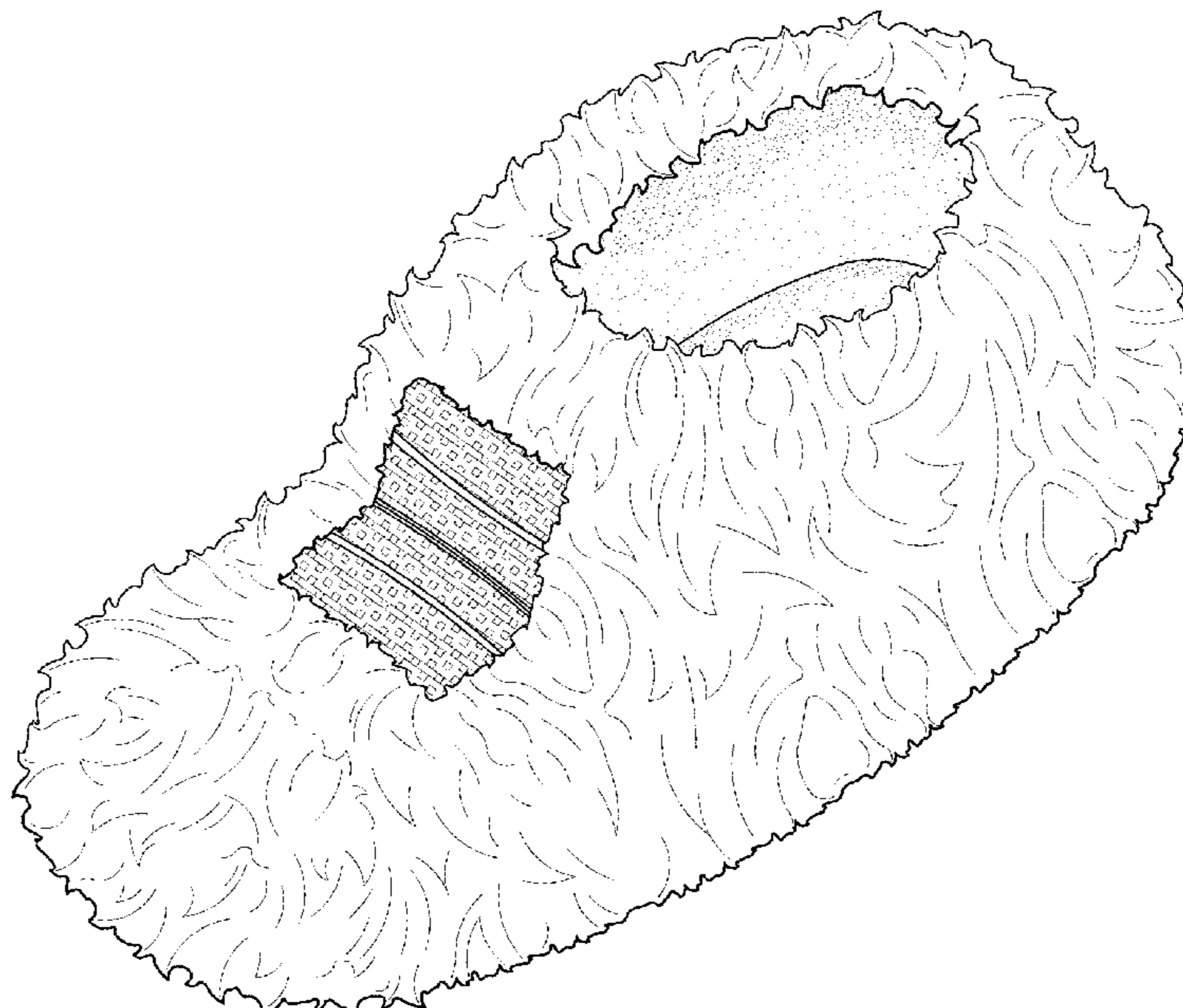
(57) **CLAIM**

The ornamental design for a shoe body, as shown and described.

**DESCRIPTION**

FIG. 1 is a front perspective view of a shoe body;  
FIG. 2 is a top plan view of the shoe body shown in FIG. 1;  
FIG. 3 is a bottom plan view thereof;  
FIG. 4 is a front elevational view thereof;  
FIG. 5 is a rear elevational view thereof;  
FIG. 6 is a left side elevational view thereof; and,  
FIG. 7 is a right side elevational view thereof, with a toy head for use with the shoe body shown in broken lines.  
The ornamental design which is claimed is shown in solid lines in the drawings. Any broken lines in the drawings are for illustrative purposes only and form no part of the claimed design.

**1 Claim, 5 Drawing Sheets**



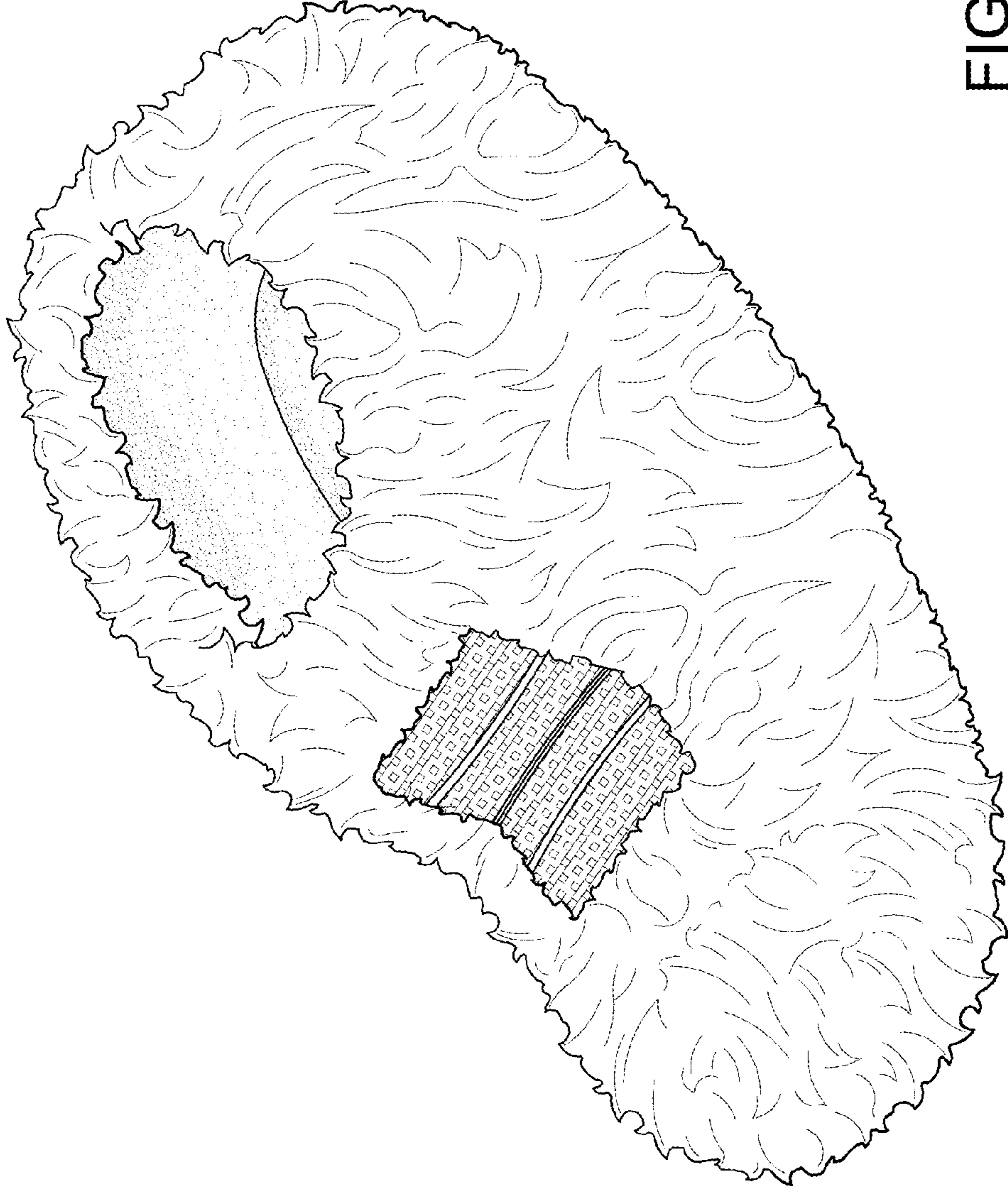


FIG. 1

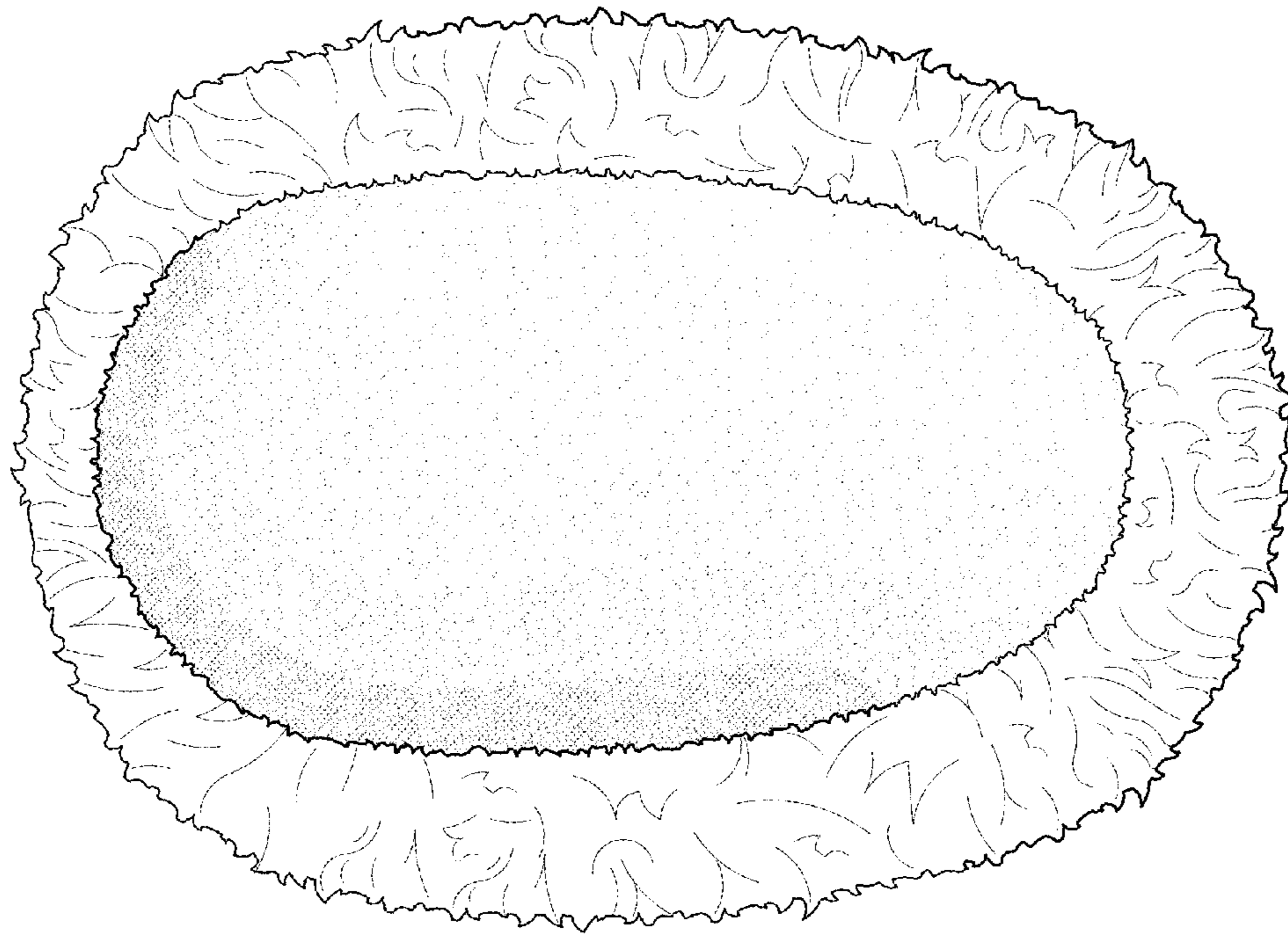


FIG. 3

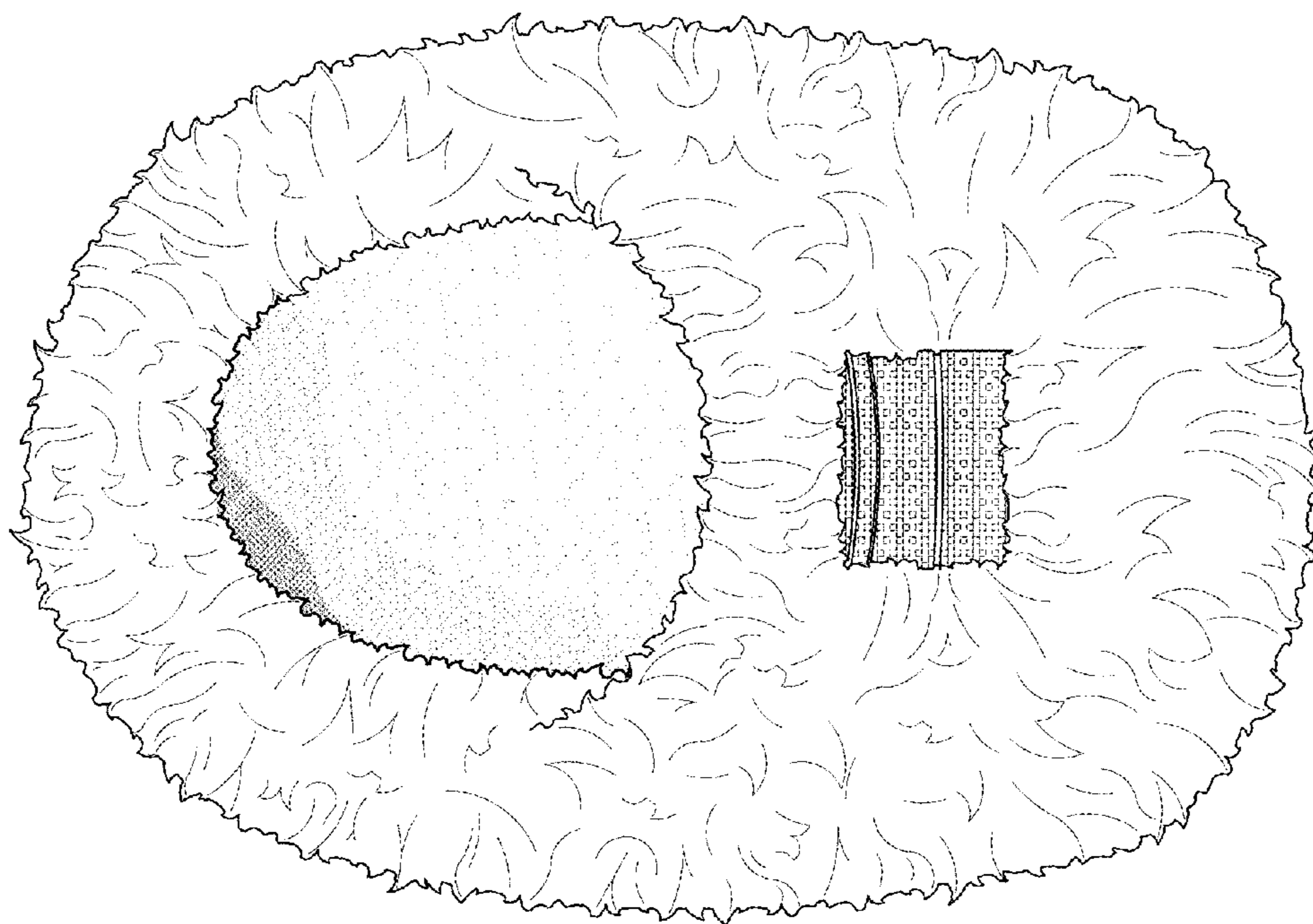


FIG. 2

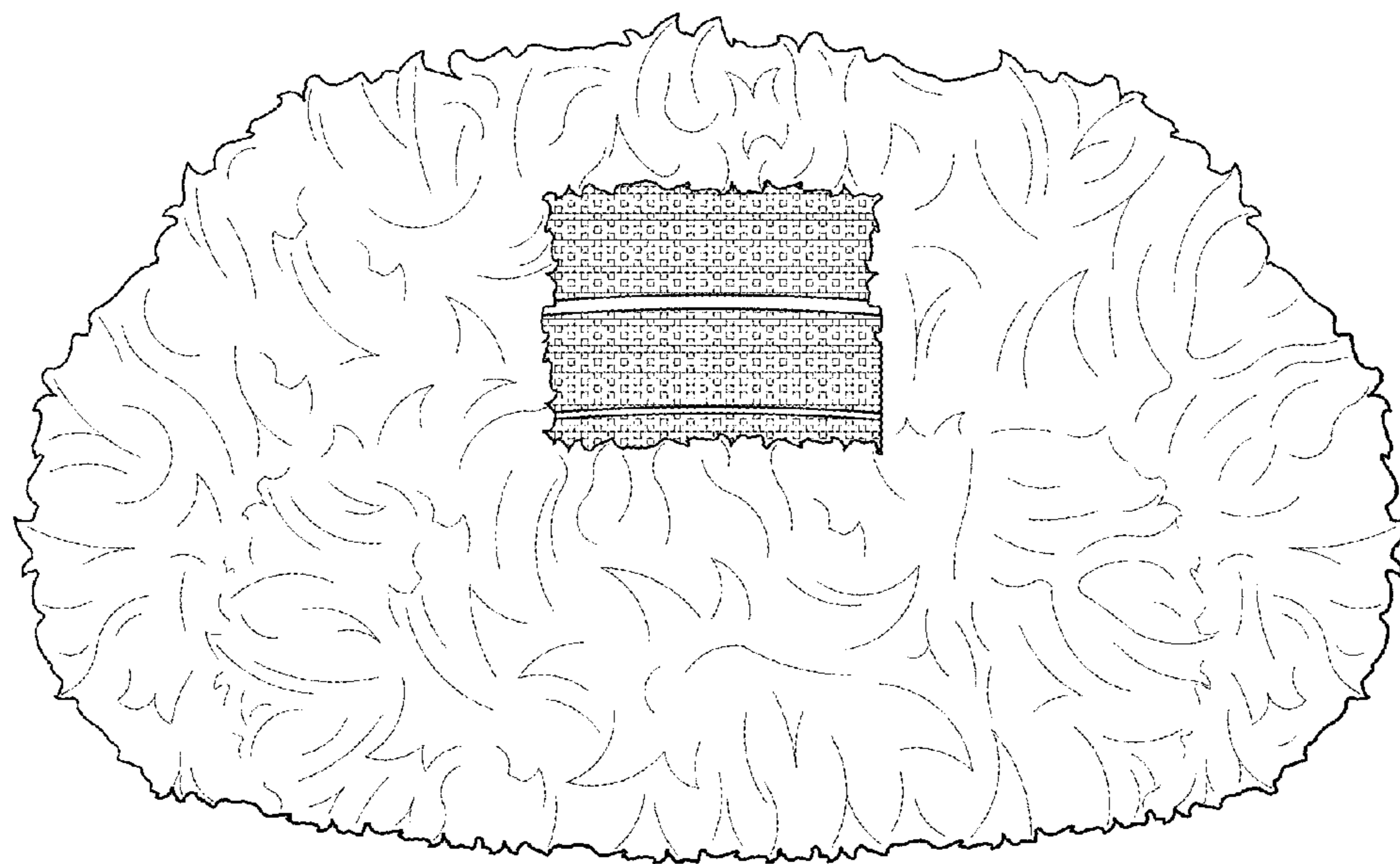


FIG. 4




FIG. 5

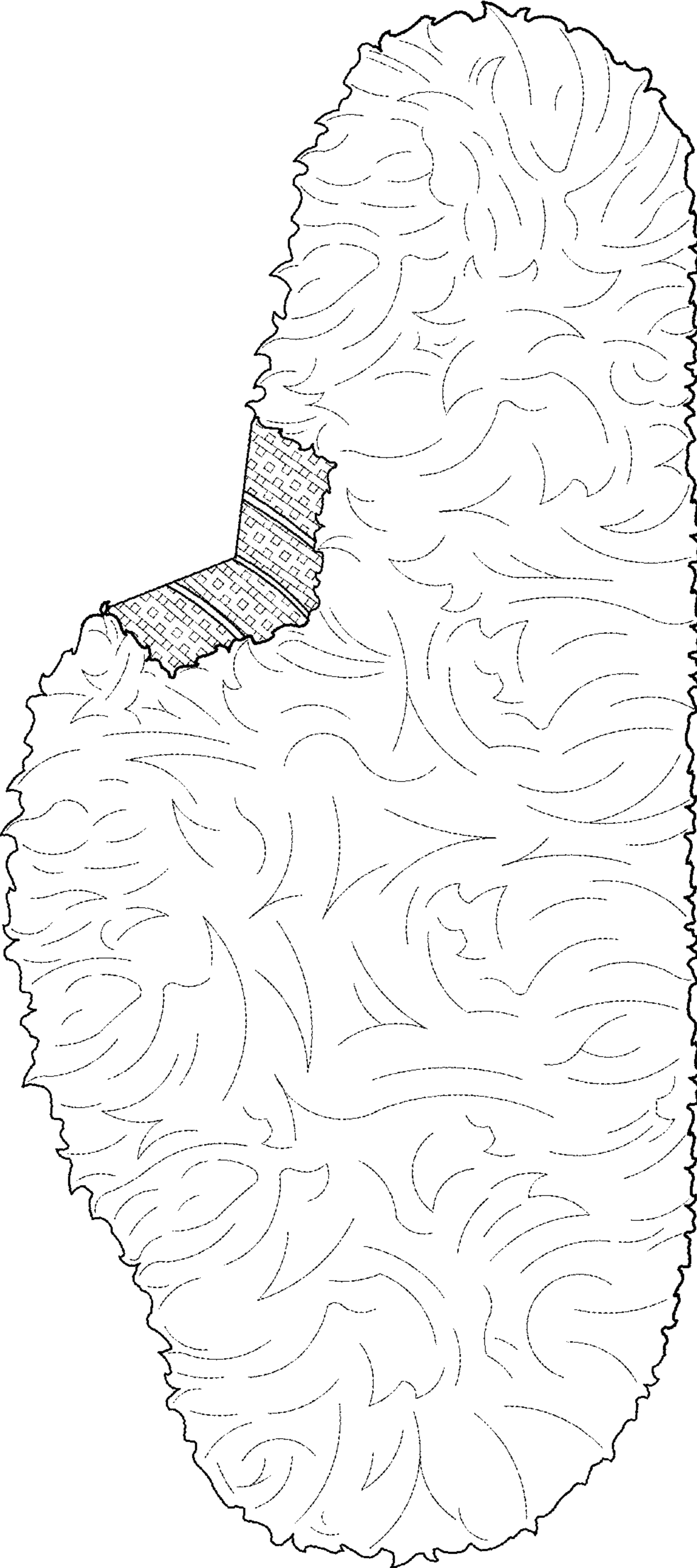


FIG. 6

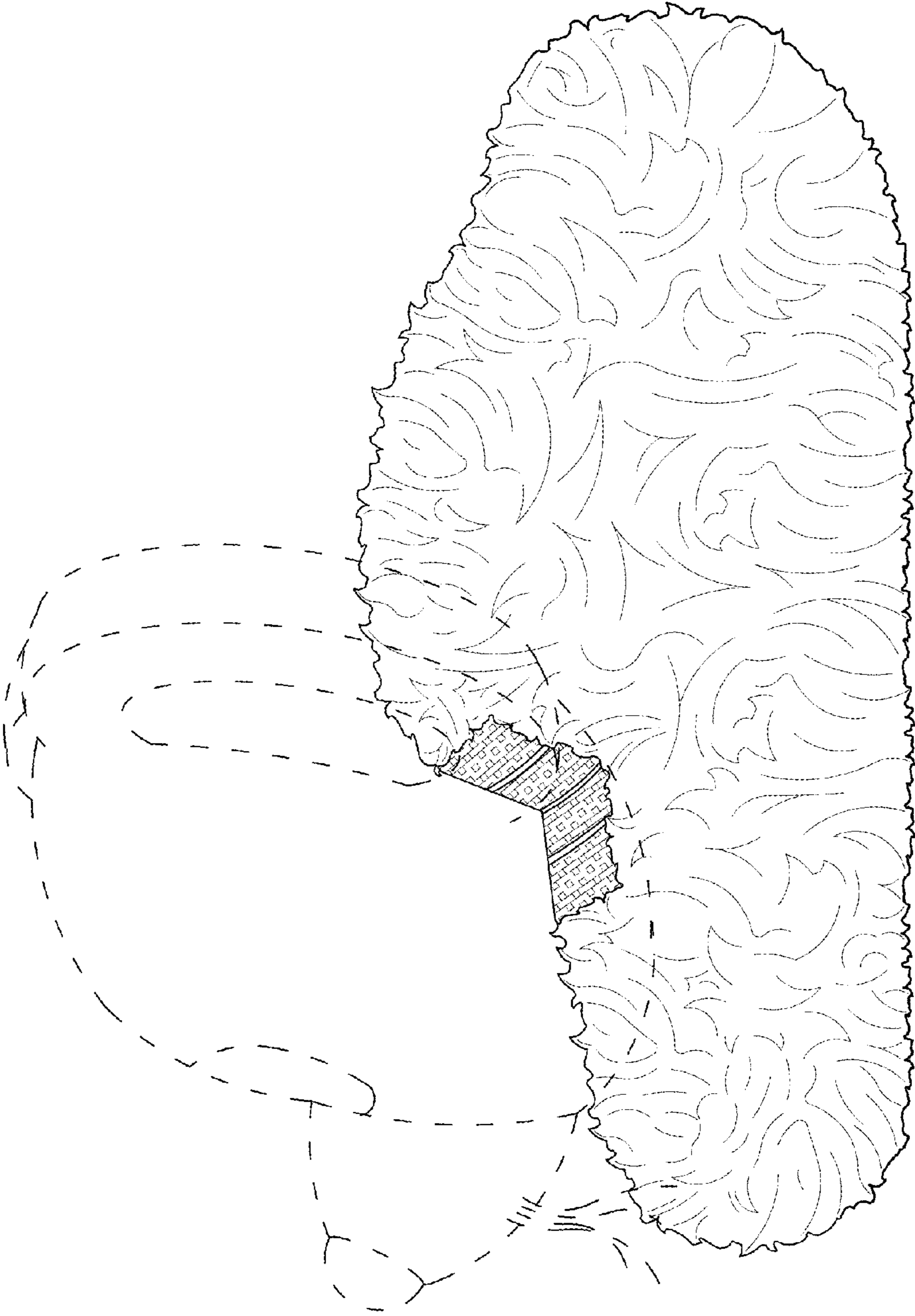


FIG. 7