



US00D732279S

(12) **United States Design Patent**  
**Mukalay**

(10) **Patent No.:** **US D732,279 S**

(45) **Date of Patent:** **\*\* Jun. 23, 2015**

(54) **EPAULETTE**

(71) Applicant: **Leon Mukalay**, Irving, TX (US)

(72) Inventor: **Leon Mukalay**, Irving, TX (US)

(\*\*) Term: **14 Years**

(21) Appl. No.: **29/459,153**

(22) Filed: **Jun. 26, 2013**

(51) **LOC (10) Cl.** ..... **02-07**

(52) **U.S. Cl.**  
USPC ..... **D2/856**

(58) **Field of Classification Search**  
USPC ..... D2/856, 5, 640, 700, 705, 711, 853,  
D2/999; 2/53, 122, 268, 459-461  
See application file for complete search history.

(56) **References Cited**

U.S. PATENT DOCUMENTS

2,088,872	A *	8/1937	Ruben	.....	2/246
4,455,684	A *	6/1984	Johnson	.....	2/459
4,790,523	A *	12/1988	Tomer	.....	270/37
5,539,931	A *	7/1996	Fizer et al.	.....	2/268
5,692,239	A *	12/1997	Lewis	.....	2/125
5,992,176	A *	11/1999	Arbogast	.....	63/20
D417,543	S *	12/1999	Gable	.....	D2/856
6,081,925	A *	7/2000	Reiber	.....	2/125
6,722,770	B2 *	4/2004	Colangelo	.....	362/103
6,880,347	B1 *	4/2005	Stam	.....	602/20
7,434,301	B1 *	10/2008	Johnson	.....	29/45

8,175,314	B1 *	5/2012	Webster	.....	381/364
D698,128	S *	1/2014	Cabrera	.....	D2/853
2006/0196013	A1 *	9/2006	Johnstone	.....	24/3.1

\* cited by examiner

*Primary Examiner* — Wan Laymon

*Assistant Examiner* — Mark Booker

(74) *Attorney, Agent, or Firm* — David W. Carstens;  
Carstens & Cahoon, LLP

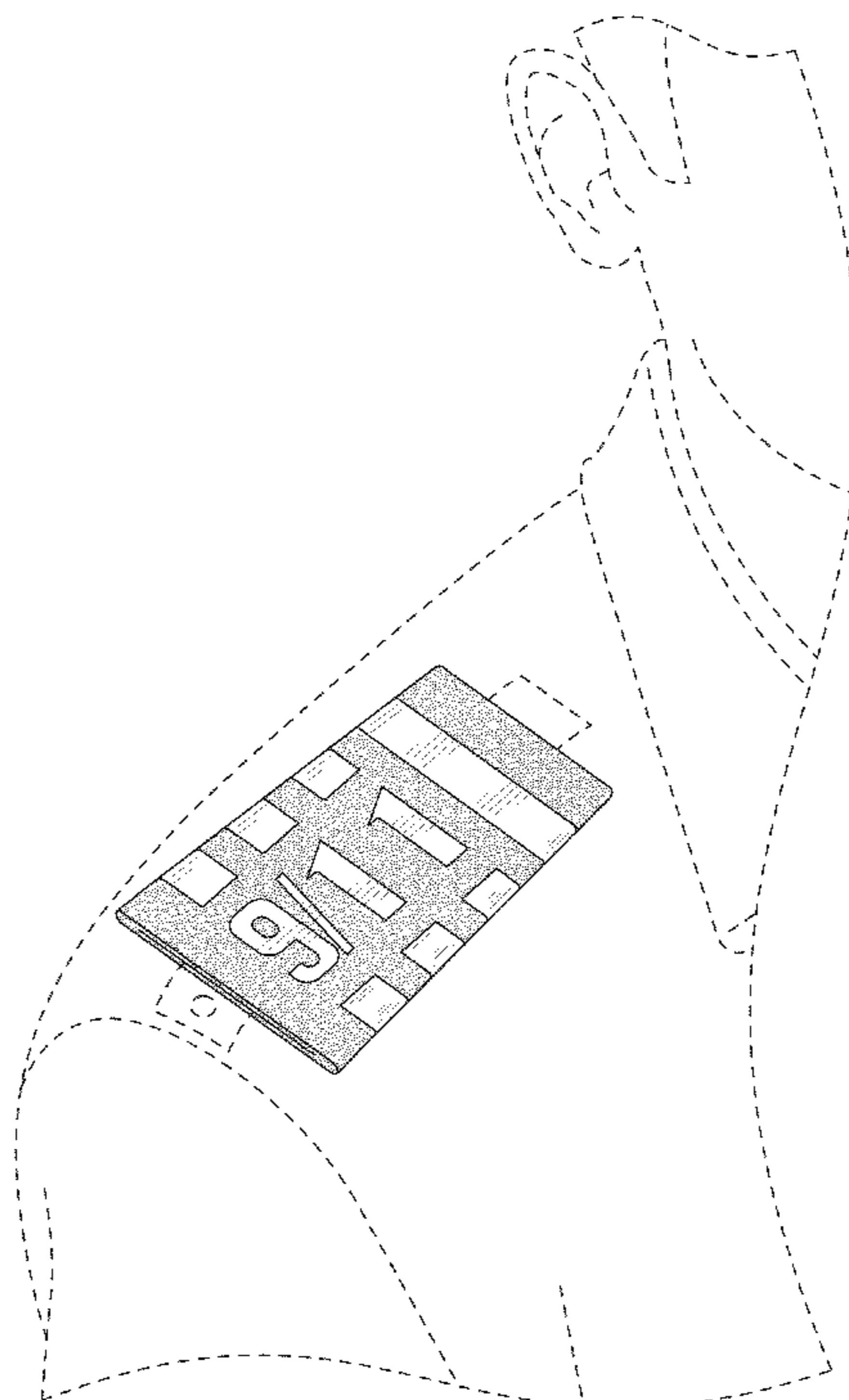
(57) **CLAIM**

The ornamental design for an epaulette, as shown and described.

**DESCRIPTION**

FIG. 1 is a perspective view of the epaulette of the present invention as worn on a right shoulder; FIG. 2 is a top plan view thereof; FIG. 3 is a bottom plan view thereof; FIG. 4 is a front elevation view thereof; FIG. 5 is a rear elevation view thereof; FIG. 6 is a left side elevation view thereof; FIG. 7 is a right side elevation view thereof; FIG. 8 is a perspective view of the epaulette of the present invention as worn on a left shoulder; FIG. 9 is a top plan view thereof; FIG. 10 is a bottom plan view thereof; FIG. 11 is a front elevation view thereof; FIG. 12 is a rear elevation view thereof; FIG. 13 is a right side elevation view thereof; and, FIG. 14 is a left side elevation view thereof. The broken lines shown in the figures represent portions of the epaulette that form no part of the claimed design.

**1 Claim, 6 Drawing Sheets**



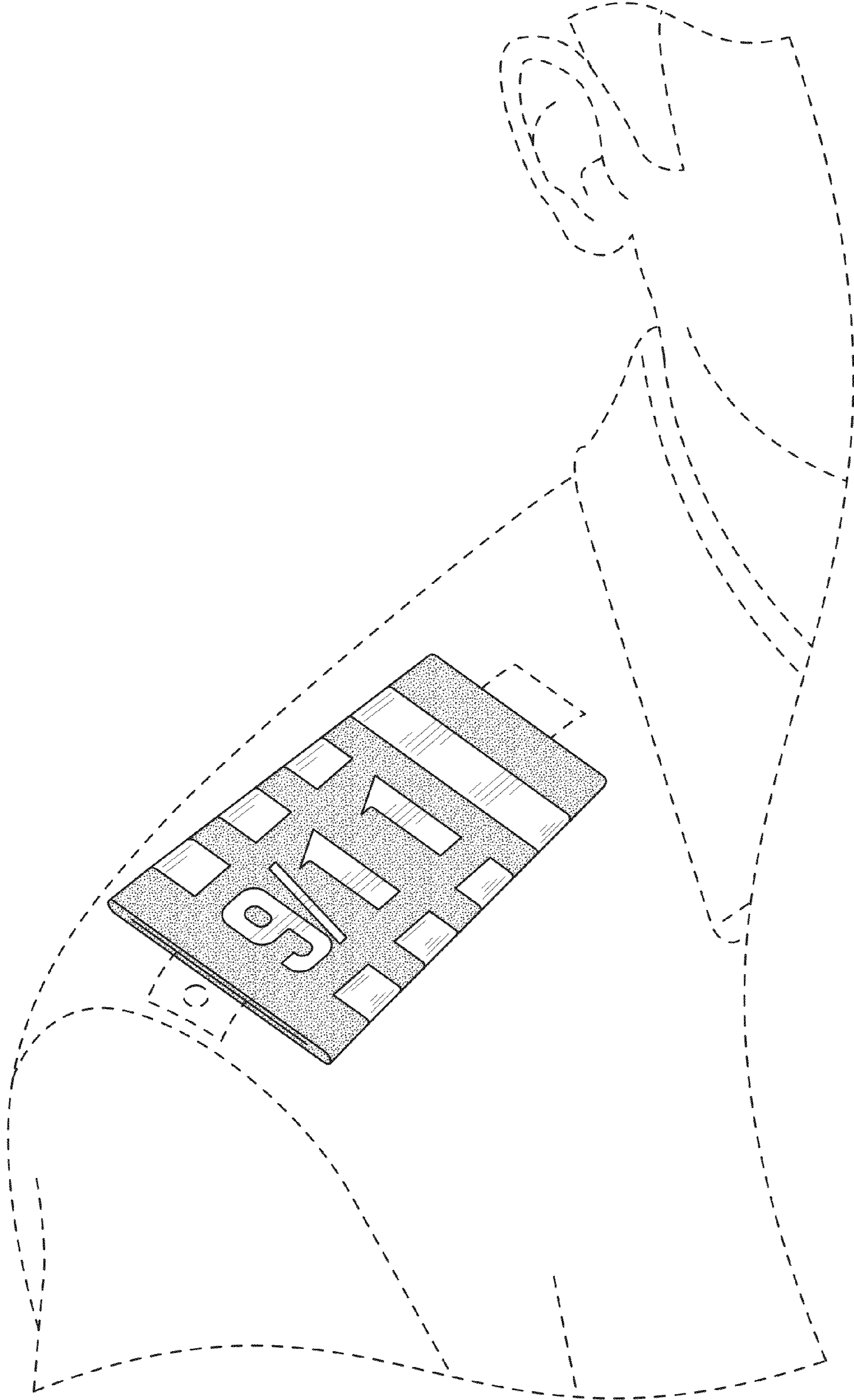

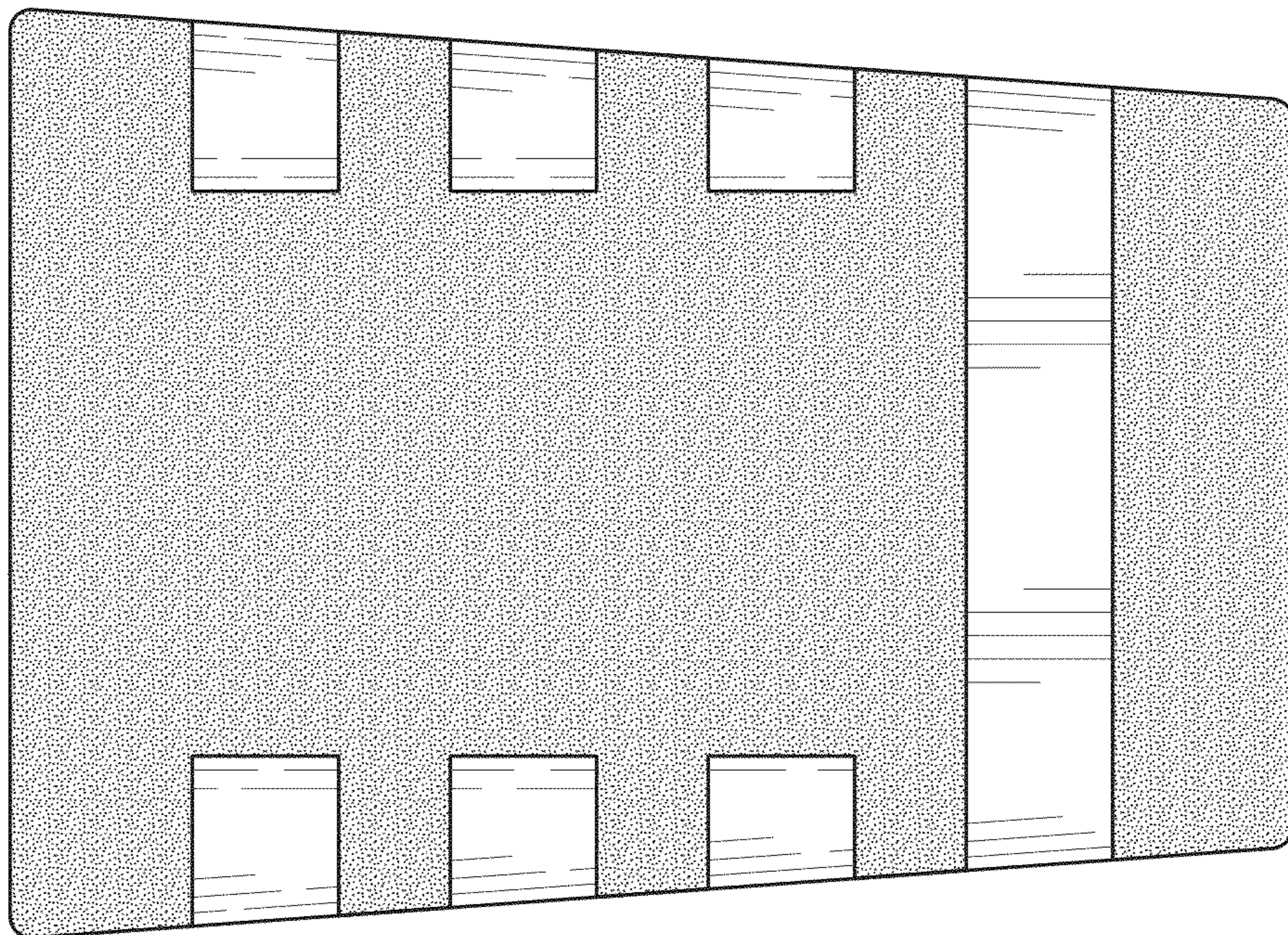


FIG. 1



**FIG. 2**



**FIG. 3**



**FIG. 4**



**FIG. 5**



**FIG. 6**



**FIG. 7**

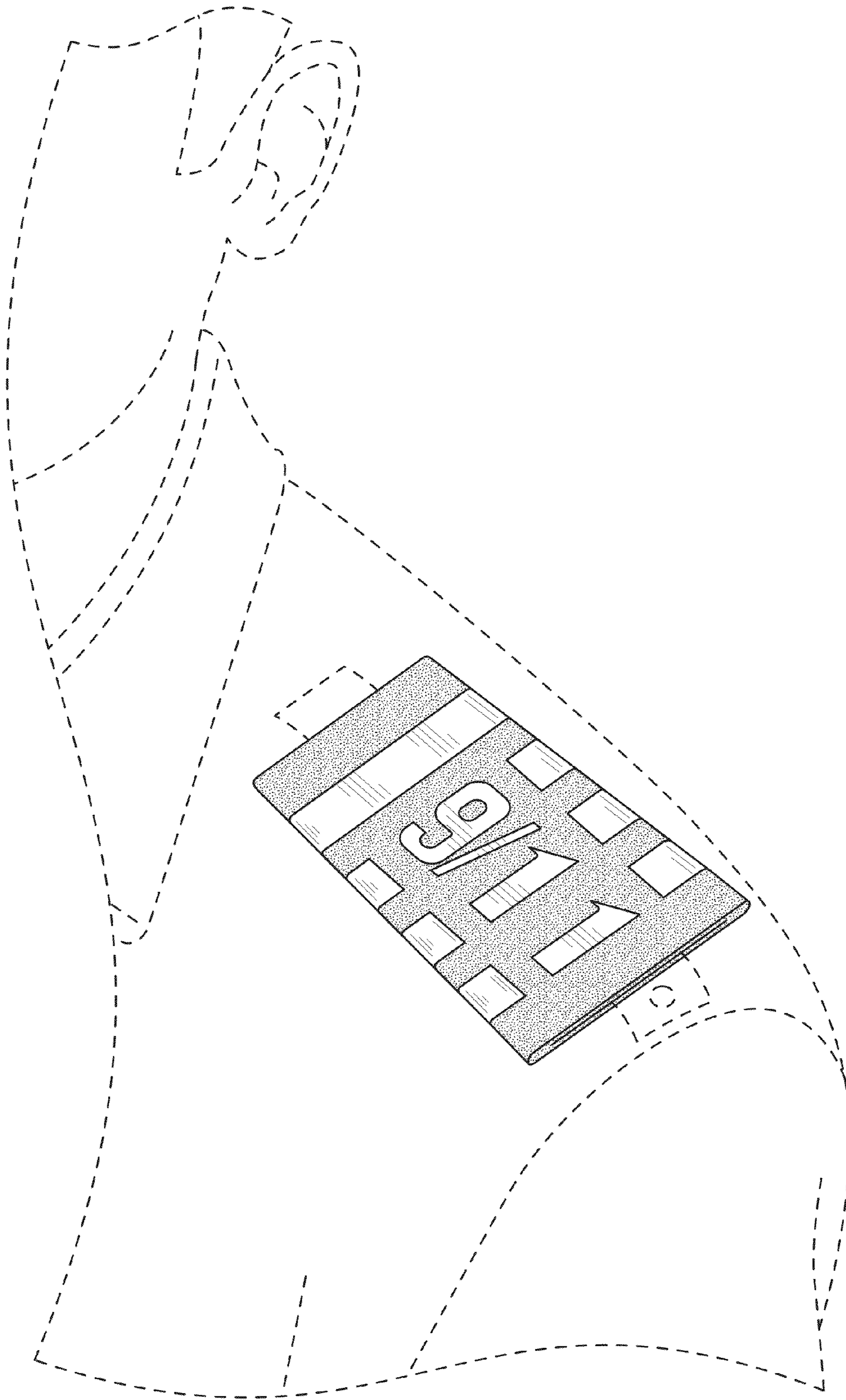

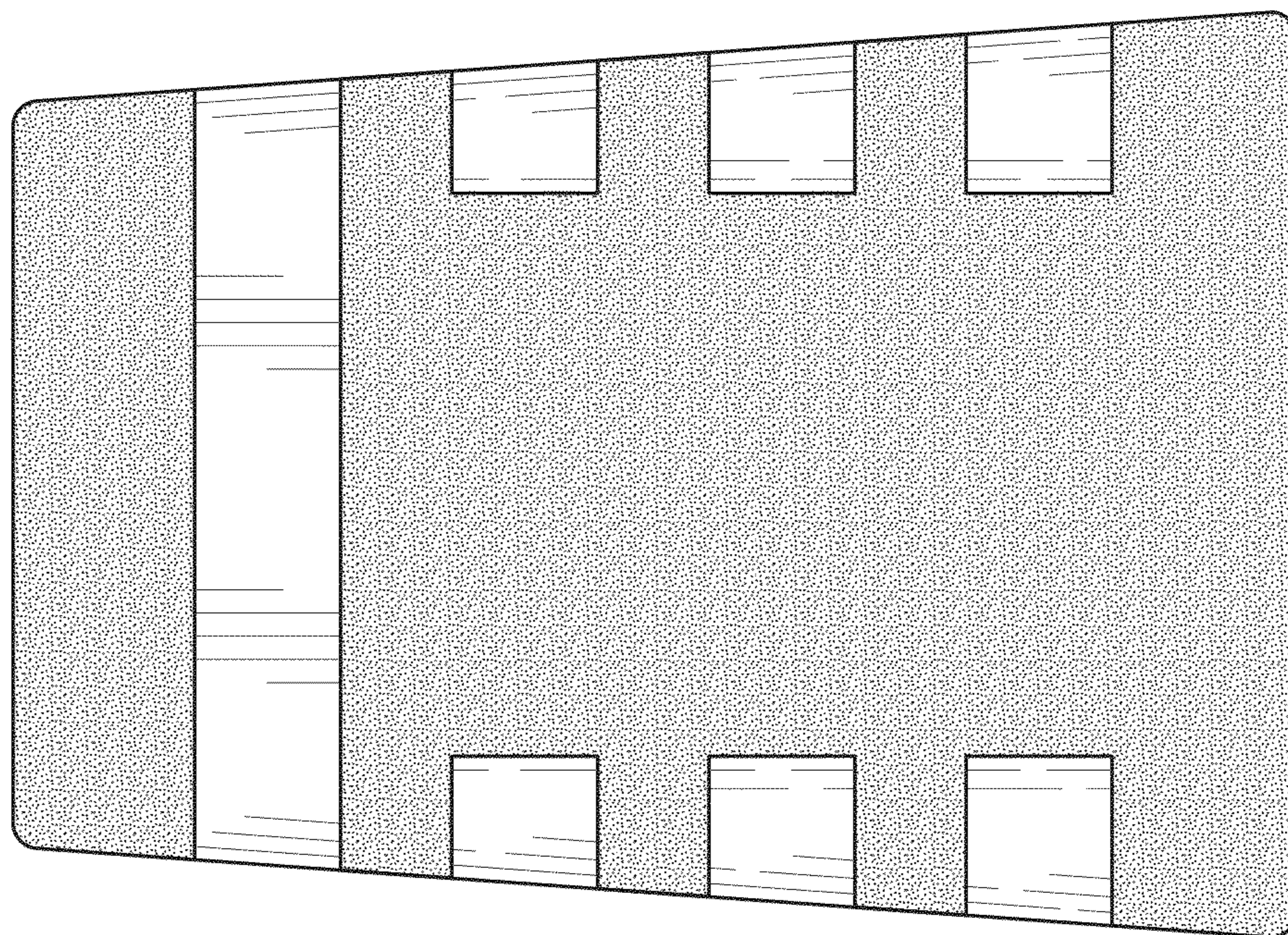


FIG. 8




**FIG. 9**



**FIG. 10**



*FIG. 11*



*FIG. 12*



*FIG. 13*



*FIG. 14*