



US00D732266S

(12) **United States Design Patent**
Mederer

(10) **Patent No.:** **US D732,266 S**
(45) **Date of Patent:** **** Jun. 23, 2015**

(54) **FRUIT GUM CANDY**

(71) Applicant: **Mederer GmbH**, Fürth (DE)

(72) Inventor: **Herbert Mederer**, Fürth (DE)

(73) Assignee: **Mederer GmbH**, Fürth (DE)

(**) Term: **14 Years**

(21) Appl. No.: **29/454,640**

(22) Filed: **May 13, 2013**

(30) **Foreign Application Priority Data**

Nov. 19, 2012 (EM) 002138479-0002

(51) **LOC (10) Cl.** **01-01**

(52) **U.S. Cl.**
USPC **D1/107**

(58) **Field of Classification Search**
USPC D1/100-130, 199; 426/104, 115, 121,
426/129, 130, 144, 273, 274, 303, 414, 517,
426/518, 803; D21/585, 608; D8/348; 43/3;
D28/67; D7/593, 595, 667; D3/211;
D12/190; D26/47; D11/162
See application file for complete search history.

(56) **References Cited**

U.S. PATENT DOCUMENTS

D66,243 S * 12/1924 Negbauer D7/595
D155,254 S * 9/1949 Wolf D21/608
D159,127 S * 6/1950 Allen et al. D21/608
D161,521 S * 1/1951 Palmer D1/107

D161,545 S * 1/1951 Shinn D21/608
D190,598 S * 6/1961 Manzardo D8/348
D262,007 S * 11/1981 Carbajales Santa-Eulalia
et al. D11/162
D273,125 S * 3/1984 Nakao et al. D21/585
D277,496 S * 2/1985 Daugherty D21/608
D316,922 S * 5/1991 Alpers et al. D1/110
D318,748 S * 8/1991 Alpers et al. D1/110
D425,149 S * 5/2000 Shibuya D21/608
D496,494 S * 9/2004 Hood D28/67
D532,058 S * 11/2006 Boutin D21/608
D549,865 S * 8/2007 van der Lande D26/47
D645,712 S * 9/2011 Wong D7/667
D646,612 S * 10/2011 West D12/190
D662,313 S * 6/2012 van der Lande D3/211

* cited by examiner

Primary Examiner — Deanna L Pratt

Assistant Examiner — Katie Mroczka

(74) *Attorney, Agent, or Firm* — McGlew and Tuttle, P.C.

(57) **CLAIM**

The ornamental design for a fruit gum candy, as shown and described.

DESCRIPTION

FIG. 1 is a front view of a fruit gum candy, showing my new design;

FIG. 2 is a rear view thereof;

FIG. 3 is a top view thereof;


FIG. 4 is a bottom view thereof;

FIG. 5 is a lateral view (right side) thereof;

FIG. 6 is a lateral view (left side) thereof; and,

FIG. 7 is a perspective view thereof.

1 Claim, 4 Drawing Sheets






Fig. 1




Fig. 2

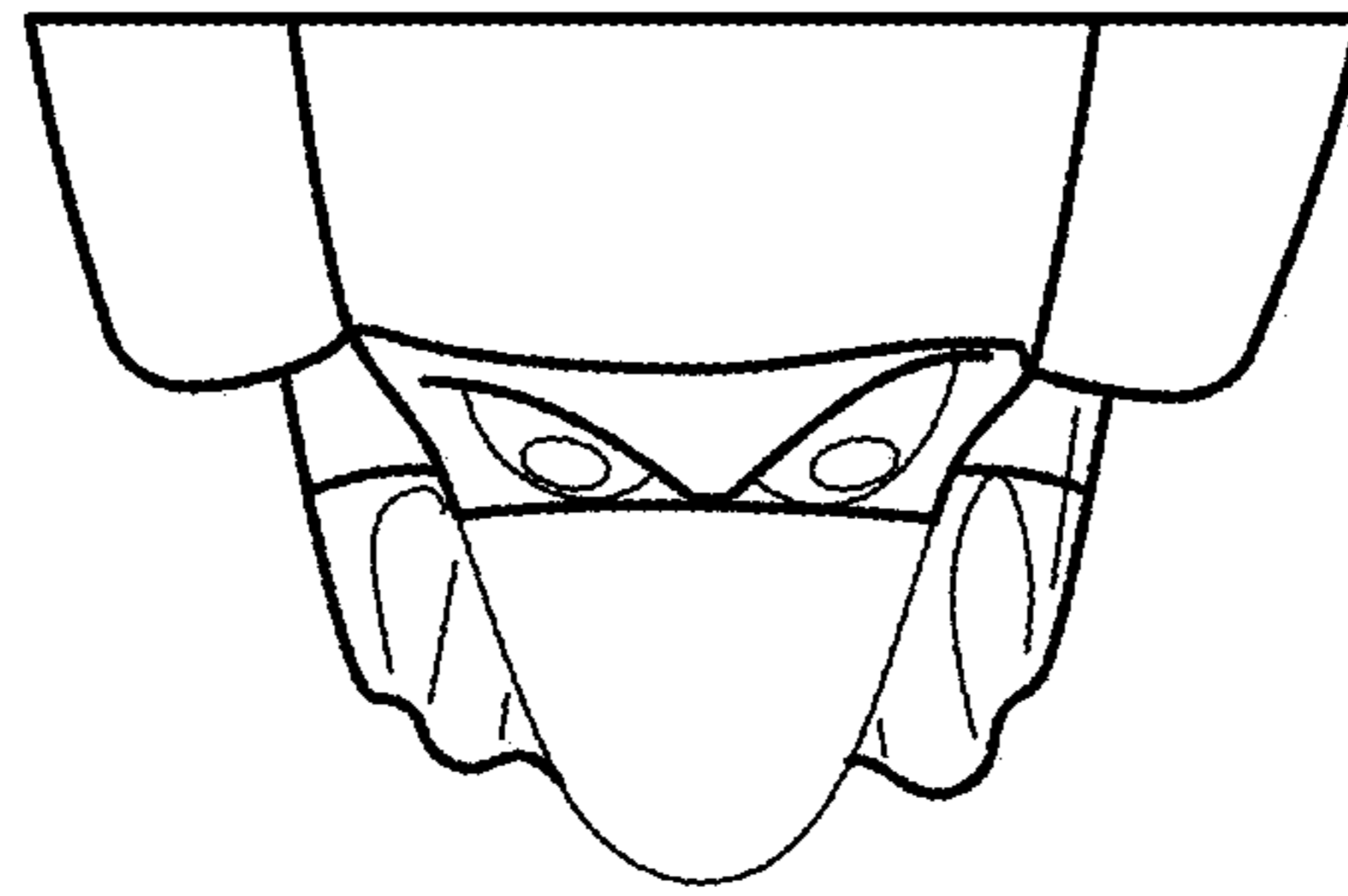


Fig. 3

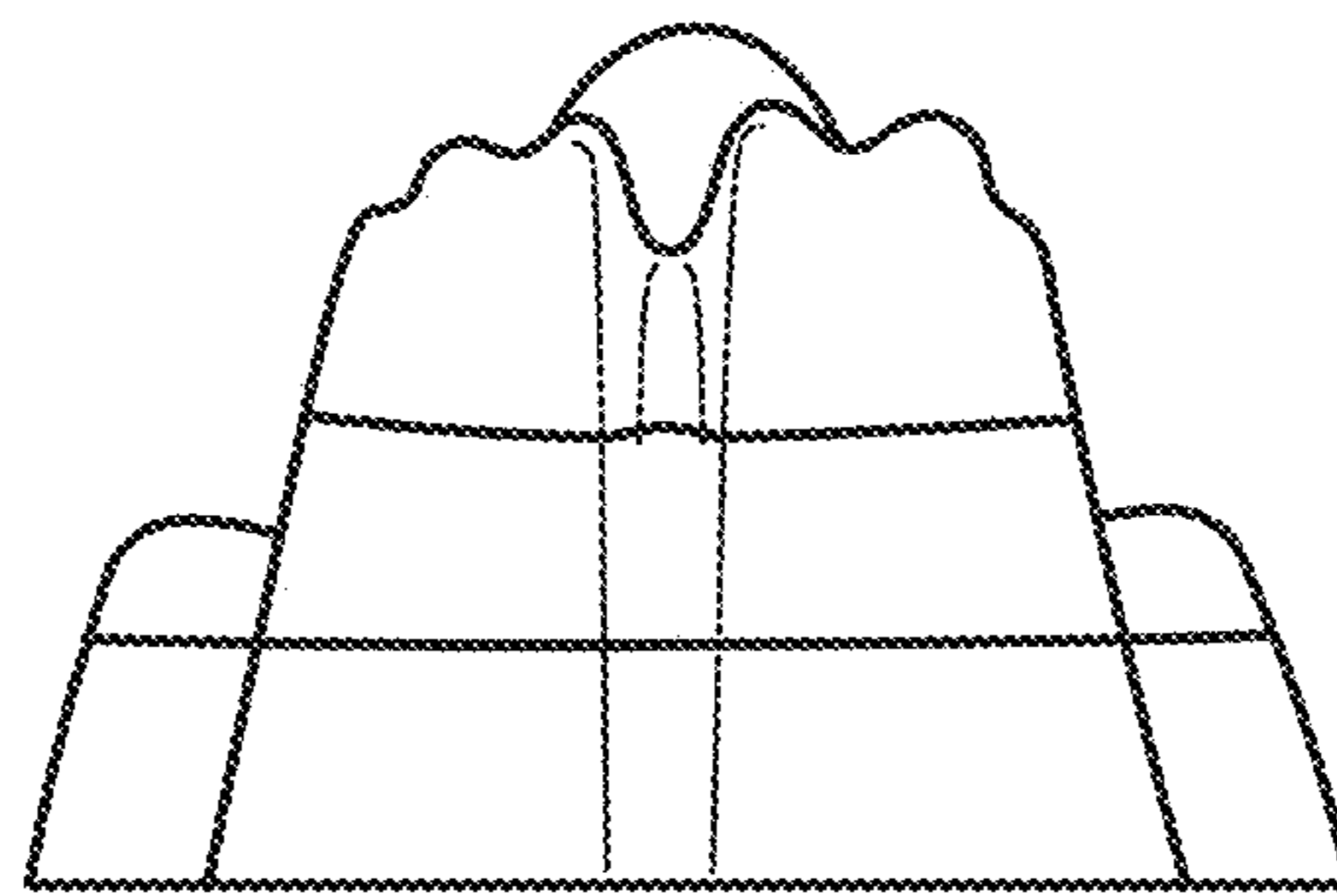


Fig. 4

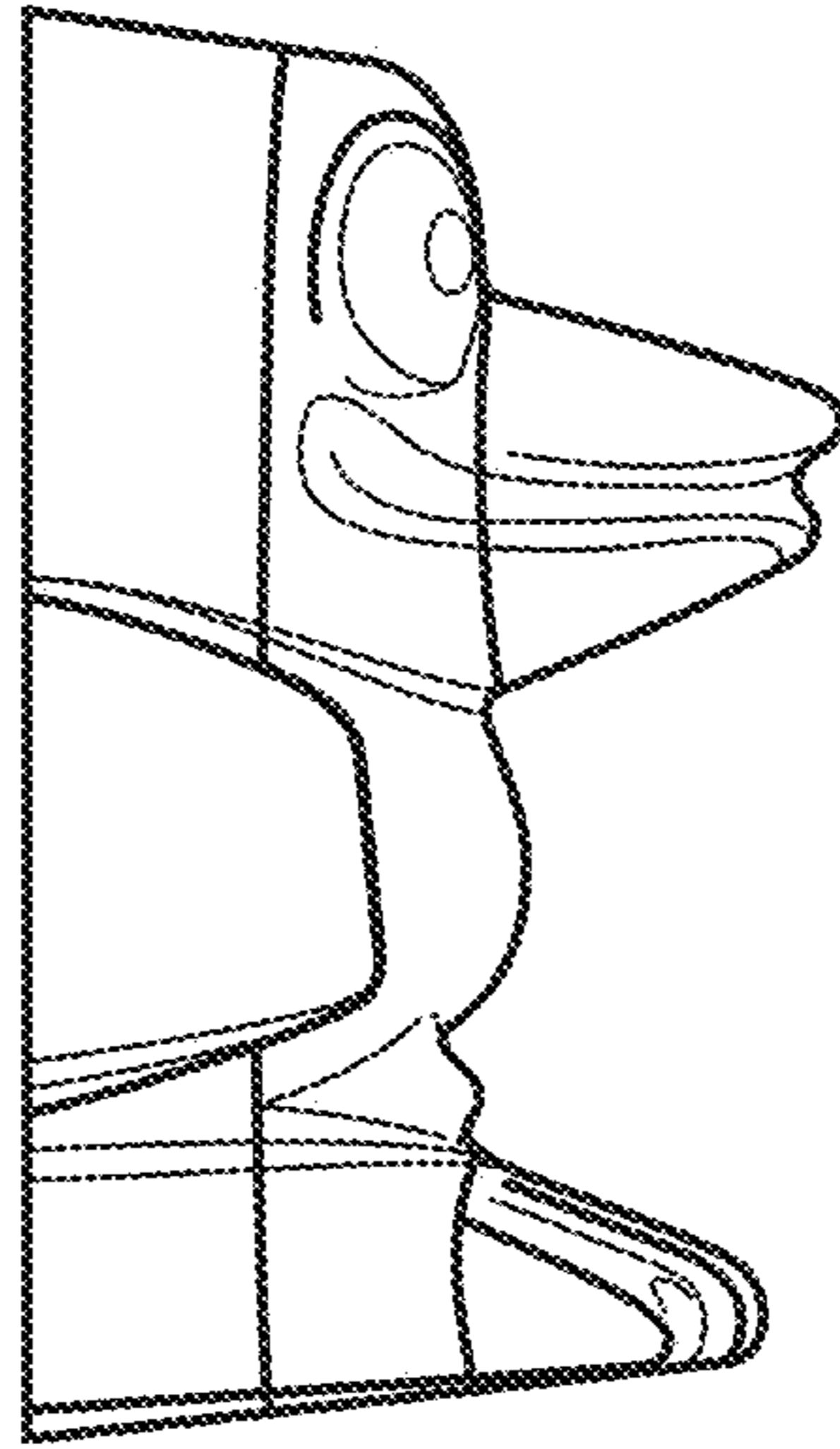


Fig. 5

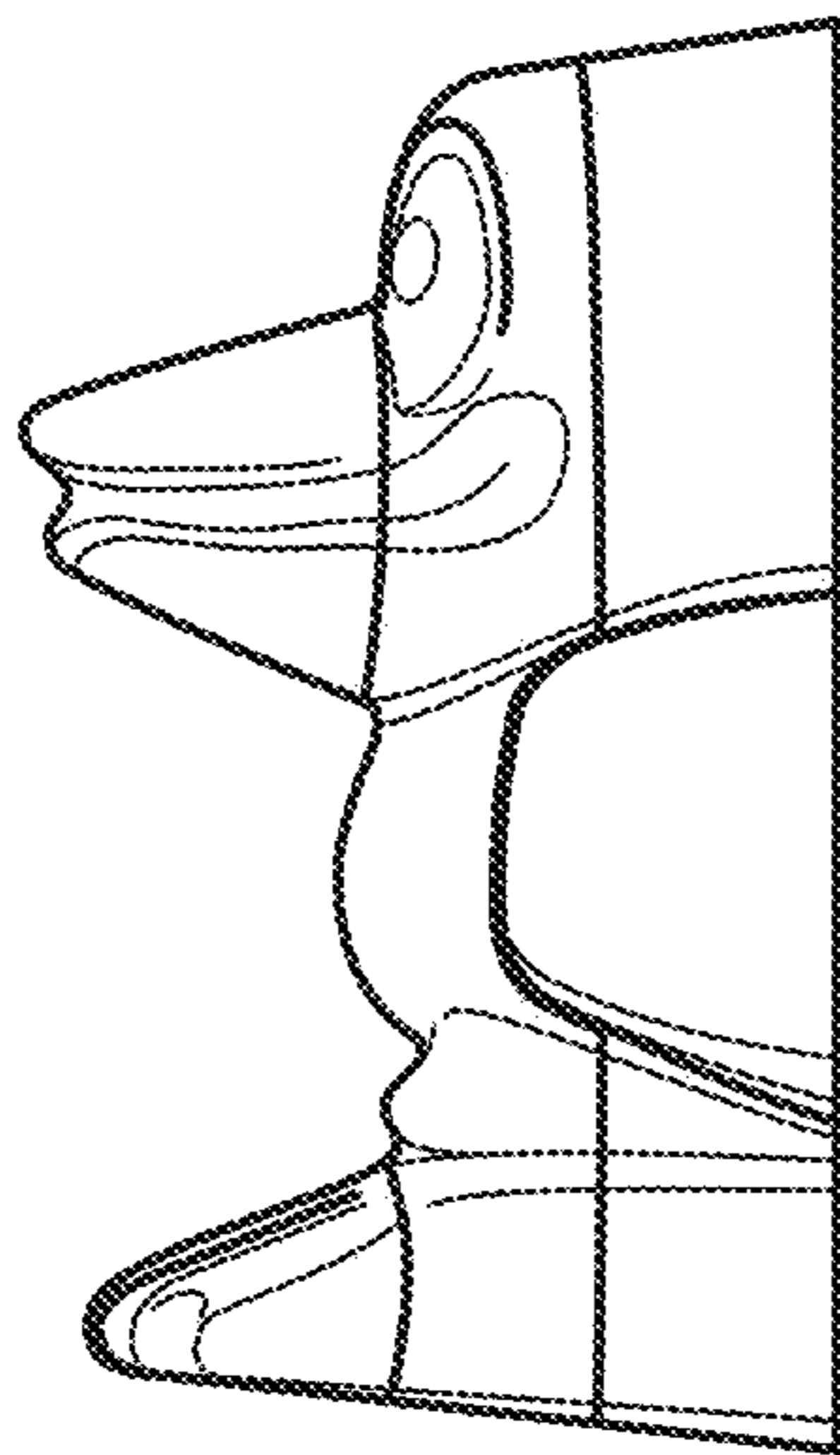


Fig. 6

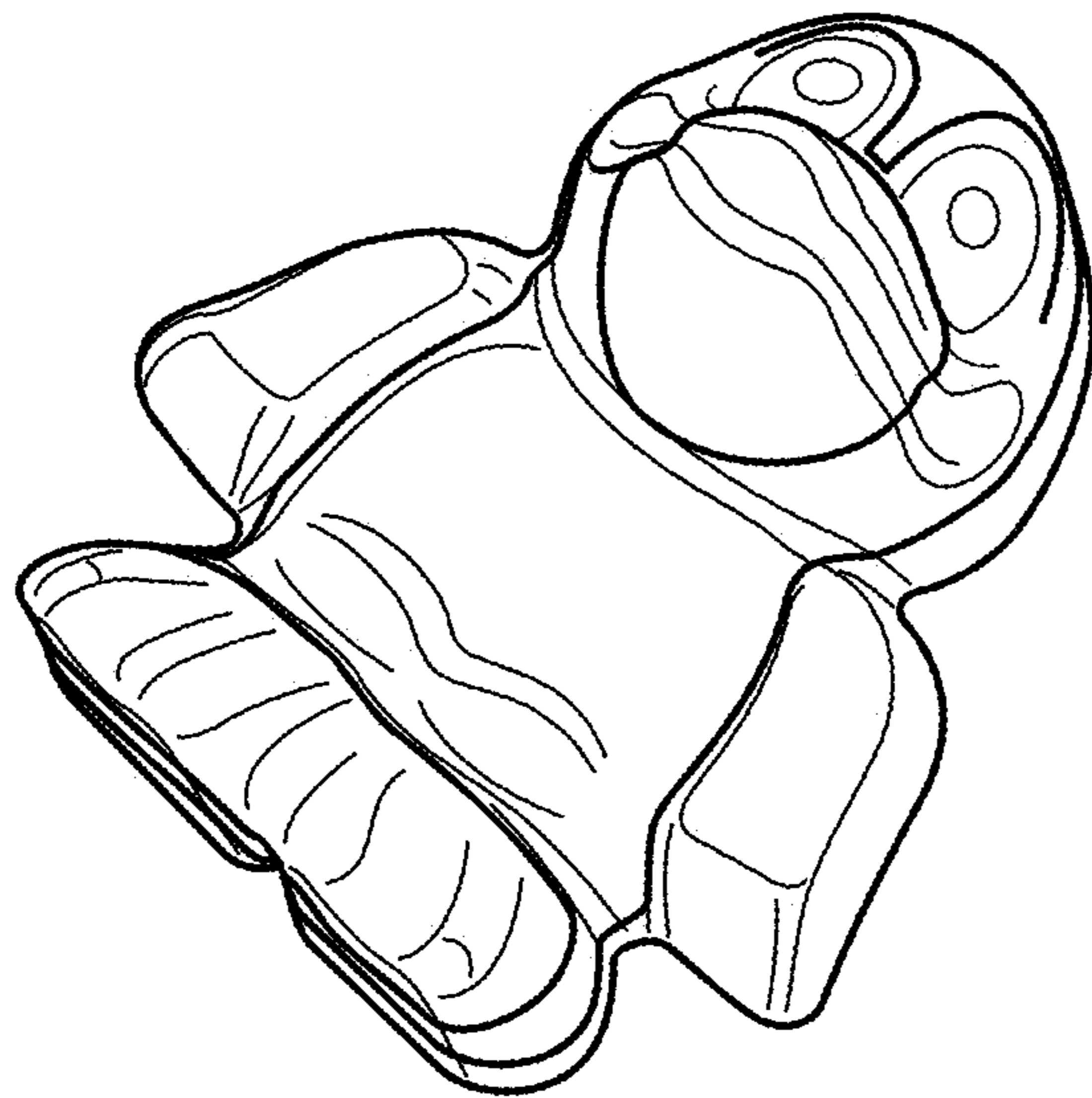


Fig. 7