



US00D732262S

(12) **United States Design Patent**
Pellham

(10) **Patent No.:** **US D732,262 S**

(45) **Date of Patent:** **** Jun. 16, 2015**

(54) **BAR WARE**

(71) Applicant: **Brian Pellham**, Seattle, WA (US)

(72) Inventor: **Brian Pellham**, Seattle, WA (US)

(**) Term: **14 Years**

(21) Appl. No.: **29/499,436**

(22) Filed: **Aug. 14, 2014**

(51) **LOC (10) Cl.** **09-02**

(52) **U.S. Cl.**
USPC **D34/39; D7/301; D7/300; D7/397**

(58) **Field of Classification Search**
USPC D7/306, 313, 397, 307, 300, 512, 301;
222/183, 146.6, 105, 81; 220/374, 649,
220/592.19; 62/3.64; D34/39; 137/317,
137/318, 324; 16/2.3; 161/294
CPC C12G 3/02; C12G 3/08; C12M 21/00
See application file for complete search history.

(56) **References Cited**

U.S. PATENT DOCUMENTS

40,230	A *	10/1863	Banker	222/183
1,564,880	A *	12/1925	Mauser	220/616
2,099,113	A *	11/1937	Hollnagel	220/592.19
3,348,721	A *	10/1967	Trevarrow, Jr.	220/4.04
D210,354	S *	3/1968	Cornelius	D34/39
D244,850	S *	6/1977	Wilson	D7/311
4,088,239	A *	5/1978	Uhlig	220/649
4,105,139	A *	8/1978	Scholle	222/105
D277,041	S *	1/1985	Nichols	D34/39
4,573,603	A *	3/1986	Starling et al.	220/605

D293,954	S *	1/1988	Moore	D34/39
5,203,181	A *	4/1993	Brossia et al.	62/372
D336,714	S *	6/1993	Brossia et al.	D34/39
D374,959	S *	10/1996	Mull	D34/39
D395,202	S *	6/1998	Ochs, Sr.	D7/606
6,666,358	B1 *	12/2003	Field	222/400.7
D497,283	S *	10/2004	Groombridge	D7/397
D558,950	S *	1/2008	Brans	D34/39
D574,574	S *	8/2008	Bax	D34/39
D576,833	S *	9/2008	Mansell	D7/332
D612,215	S *	3/2010	Bergen	D7/636
D623,887	S *	9/2010	Kusch et al.	D7/313
D663,914	S *	7/2012	Howard	D34/39
2009/0044561	A1 *	2/2009	Dalton et al.	62/398
2011/0206487	A1 *	8/2011	Morgan	414/427
2012/0104035	A1 *	5/2012	Bates et al.	222/1
2013/0264350	A1 *	10/2013	Handlon et al.	220/739

* cited by examiner

Primary Examiner — Marianne Pandozzi

Assistant Examiner — Jae Liang

(74) *Attorney, Agent, or Firm* — Jensen & Puntigam, PS


(57) **CLAIM**

The ornamental design for a bar ware, as shown and described.

DESCRIPTION

FIG. 1 is an isometric view of a bar ware showing my new design;
FIG. 2 is a side elevational view thereof;
FIG. 3 is a front elevational view thereof;
FIG. 4 is a top plan view thereof; and,
FIG. 5 is a bottom plan view thereof.

1 Claim, 2 Drawing Sheets



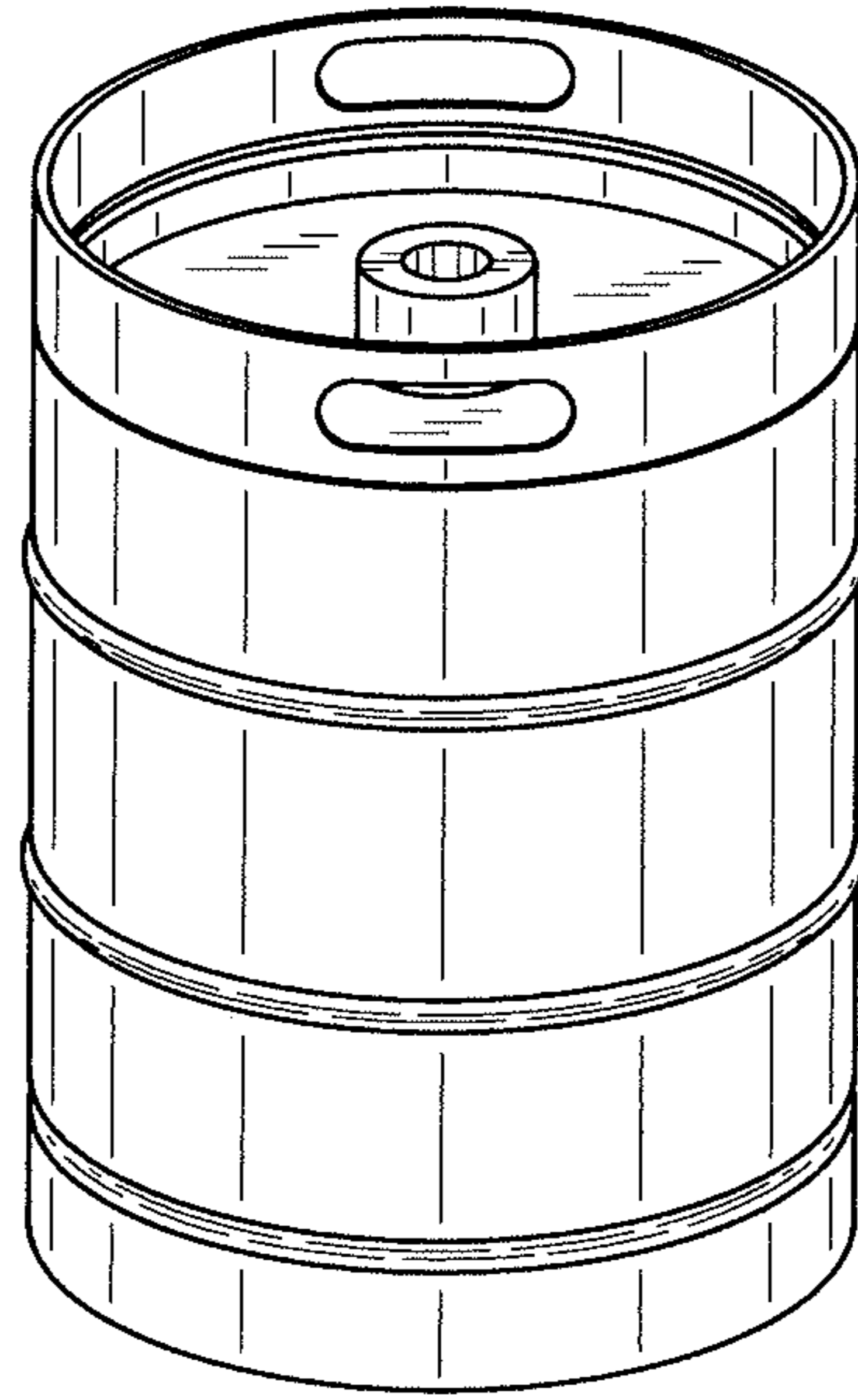


FIG. 1




FIG. 2




FIG. 3

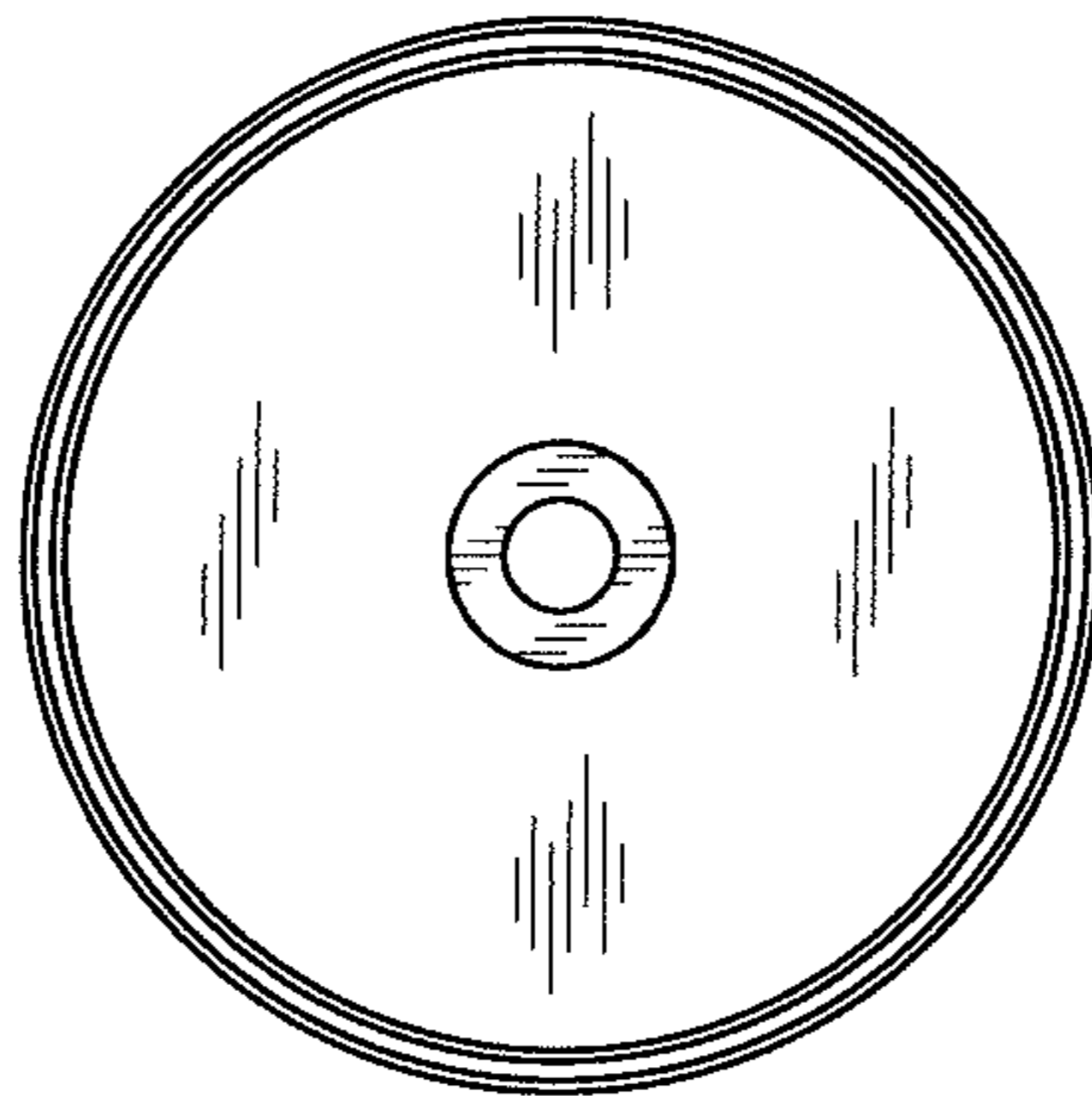


FIG. 4

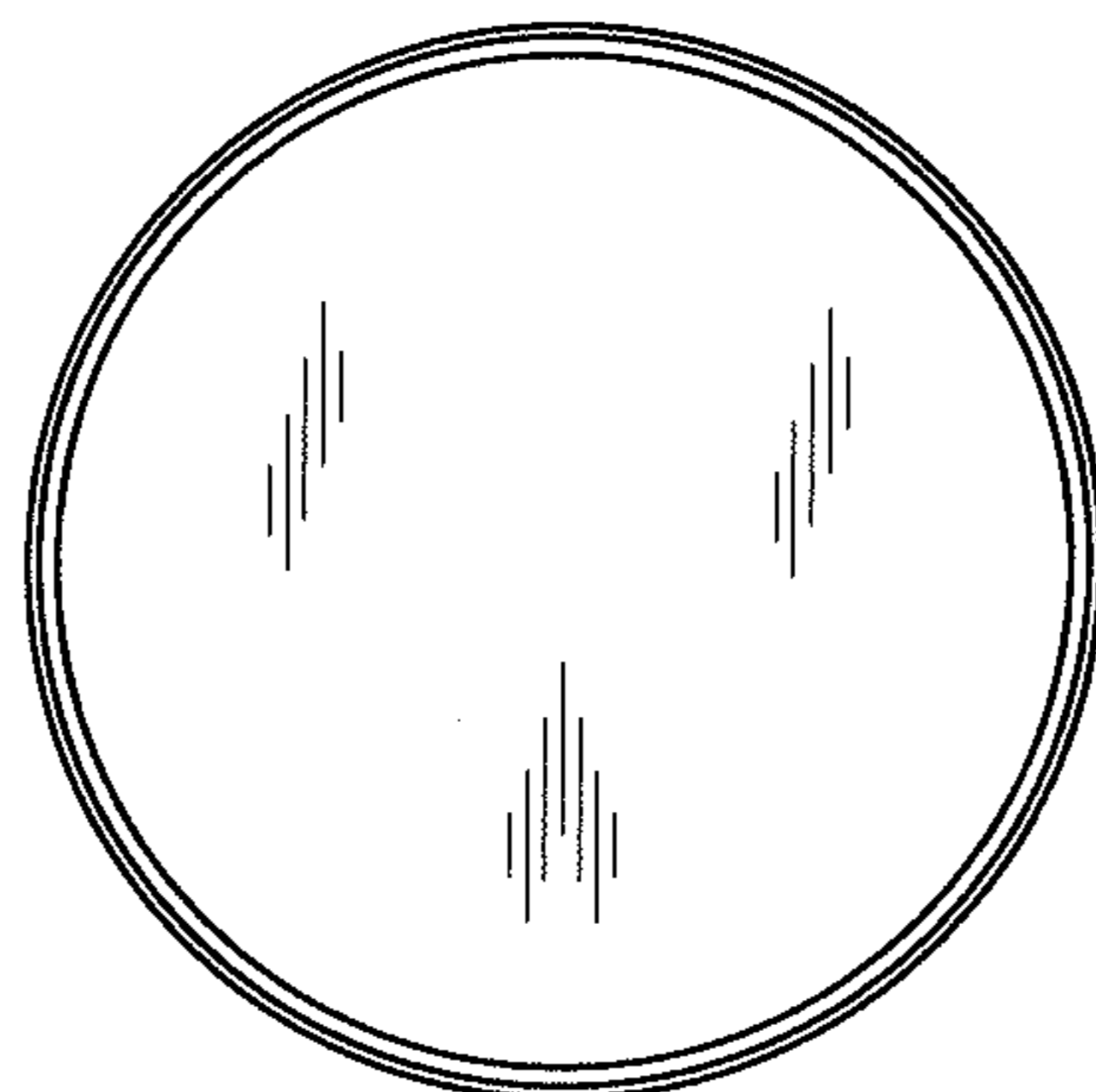


FIG. 5