



US00D732254S

(12) **United States Design Patent**
Burklow

(10) **Patent No.:** **US D732,254 S**
(45) **Date of Patent:** **** Jun. 16, 2015**

(54) **OPTICS CLEANING KIT**
(71) Applicant: **Melvin A. Burklow**, Pace, FL (US)
(72) Inventor: **Melvin A. Burklow**, Pace, FL (US)
(**) Term: **14 Years**
(21) Appl. No.: **29/479,129**
(22) Filed: **Jan. 13, 2014**

(51) **LOC (10) Cl.** **08-99**

(52) **U.S. Cl.**
USPC **D32/35**

(58) **Field of Classification Search**
USPC D32/1, 6, 7, 27, 34, 35, 37, 42, 52, 53,
D32/55, 56, 58, 60, 67; D19/101, 115, 116,
D19/117, 123, 125, 187, 189; 15/104.93,
15/104.94, 105, 106, 424; 401/18, 24,
401/116, 126, 135, 195, 197, 199, 221, 231
CPC B43K 8/00; B43K 8/02; B43K 8/028;
B43K 8/20; B43K 23/00; B43K 23/016;
B43K 23/06; B43K 23/08; B43K 29/00;
B43K 29/004; B43K 29/013; B43K 29/04;
B43K 29/05
See application file for complete search history.

(56) **References Cited**

U.S. PATENT DOCUMENTS

1,355,026	A *	10/1920	Austin	15/184
3,048,879	A *	8/1962	Rosenthal	401/199
3,309,728	A *	3/1967	Seaver	401/116
3,606,556	A *	9/1971	Green et al.	401/231
4,522,523	A *	6/1985	Vogelsang	401/126
D301,252	S *	5/1989	Ohashi et al.	D19/43
4,842,132	A *	6/1989	Wells	401/24
D302,175	S *	7/1989	Ohashi et al.	D19/43
D304,840	S *	11/1989	Mizutani et al.	D19/43

4,927,284	A *	5/1990	Tsai	401/195
5,342,136	A *	8/1994	Fukami	401/135
5,475,891	A *	12/1995	Rickey	15/104.94
5,897,262	A *	4/1999	Bratby-Carey	401/18
5,993,097	A *	11/1999	DeBaene	401/129
D420,807	S *	2/2000	Otteman et al.	D4/119
7,303,347	B1 *	12/2007	Duncan	401/123
D608,827	S *	1/2010	Hung	D19/49
7,850,382	B2 *	12/2010	Hayes et al.	401/108
D669,274	S *	10/2012	Meurrens	D32/35
2012/0273001	A1 *	11/2012	Burklow	134/6

* cited by examiner

Primary Examiner — George D Kirschbaum

Assistant Examiner — Natasha Vujcic

(74) *Attorney, Agent, or Firm* — J. Nevin Shaffer, Jr.

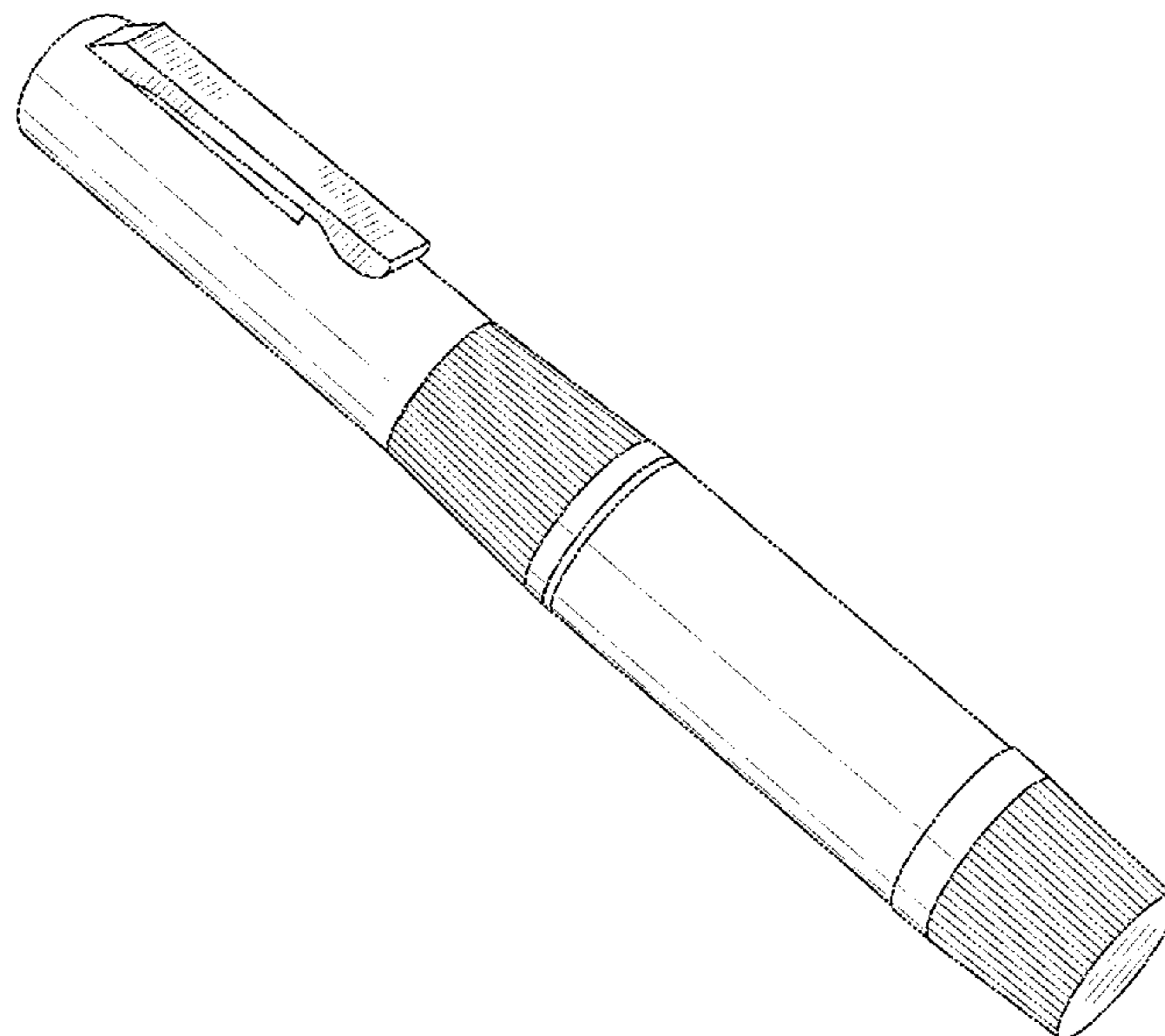
(57) **CLAIM**

I claim the ornamental design for an optics cleaning kit, as shown and described.

DESCRIPTION

FIG. 1 is a perspective view of an optics cleaning kit according to the present invention;
FIG. 2 is a front view thereof;
FIG. 3 is a rear view thereof;
FIG. 4 is a right side view thereof;
FIG. 5 is a left side view thereof;
FIG. 6 is a top view thereof facing front;
FIG. 7 is a bottom view thereof facing rear;
FIG. 8 is a separated view showing upper and lower elements;
FIG. 9 is a front view of the invention of FIG. 8;
FIG. 10 is a rear view of the invention of FIG. 8;
FIG. 11 is a right side view of the invention of FIG. 8; and,
FIG. 12 is a left side view of the invention of FIG. 8.
The broken lines in the drawings illustrate portions of the optics cleaning kit and form no part of the claimed design.

1 Claim, 4 Drawing Sheets



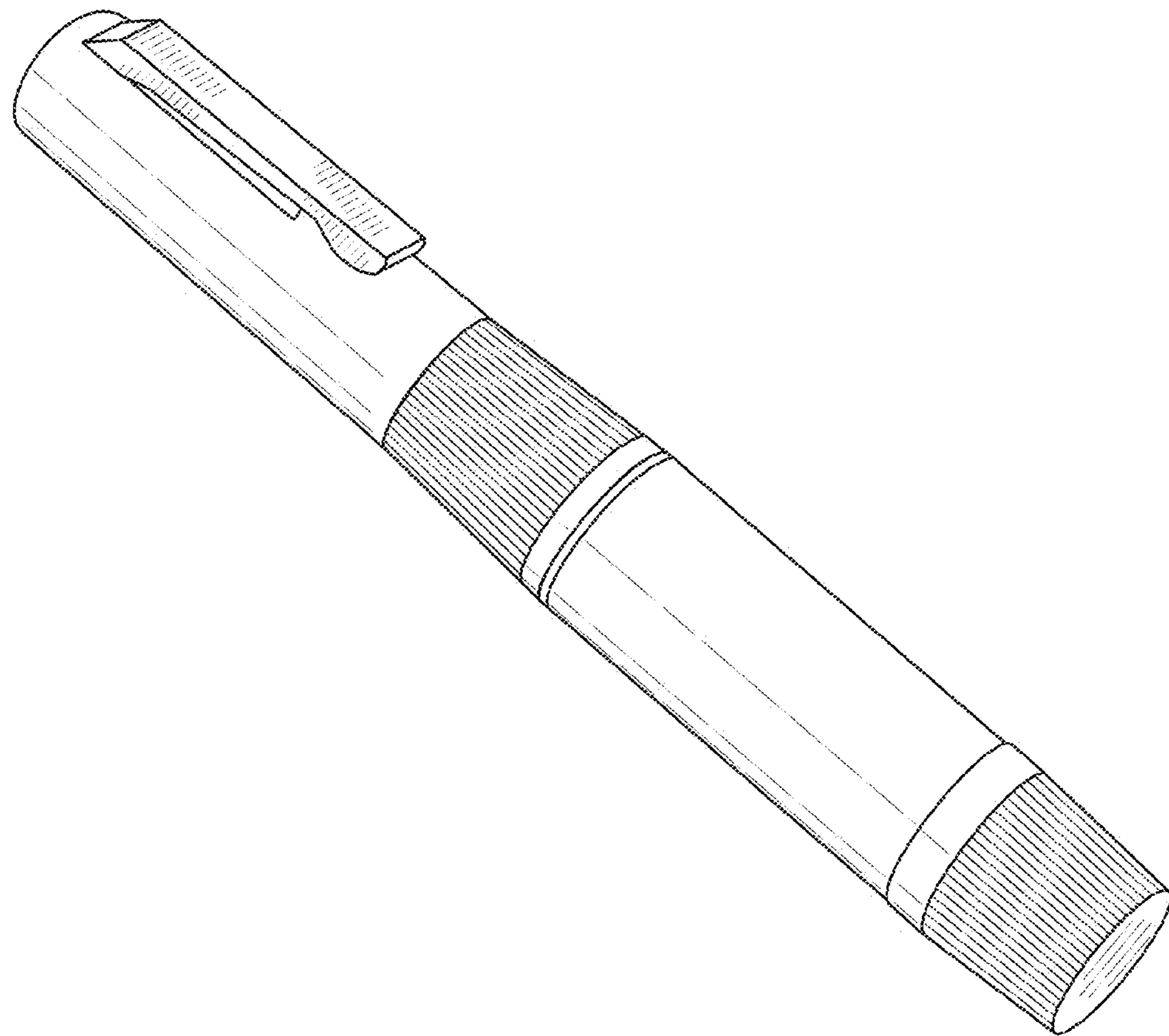


FIG. 1

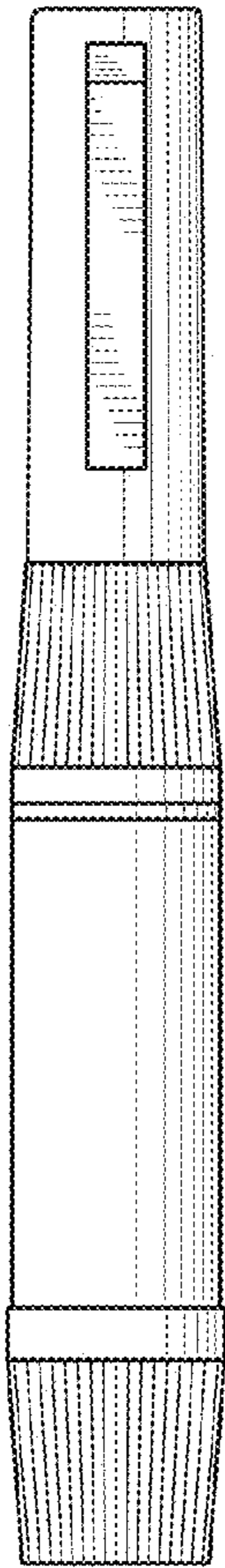


FIG. 2

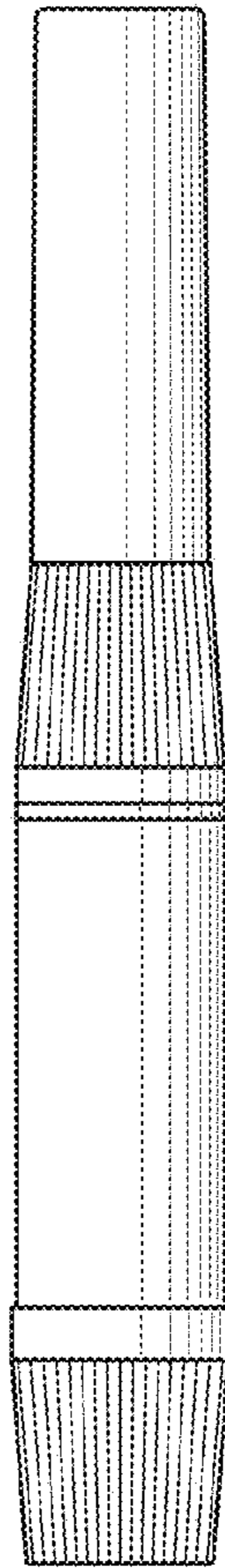


FIG. 3

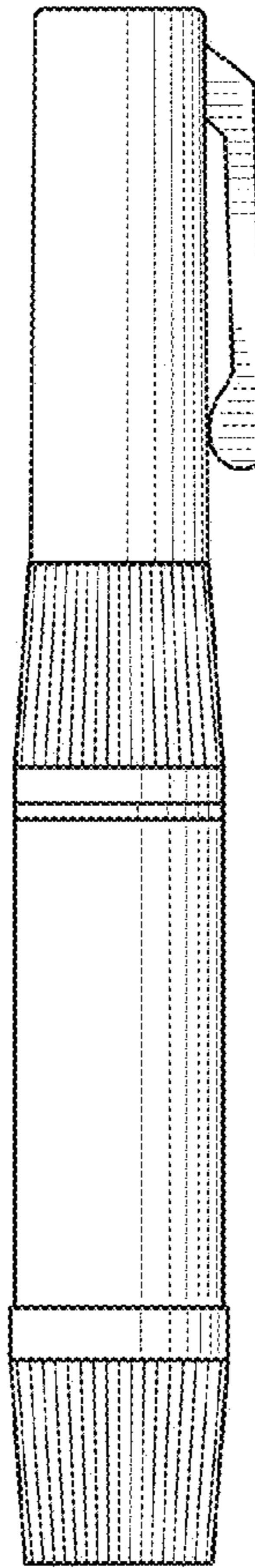


FIG. 4

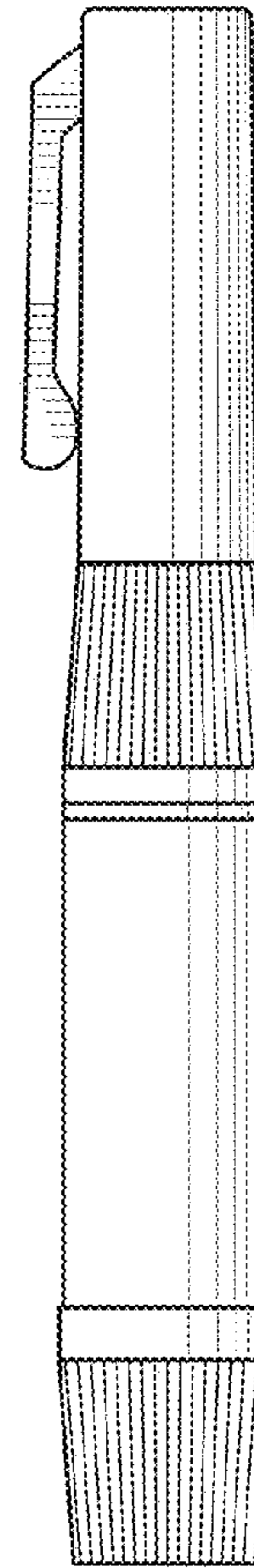


FIG. 5

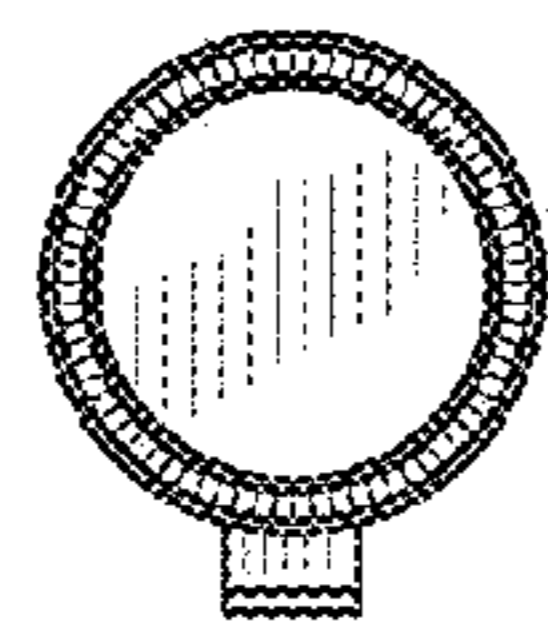


FIG. 6

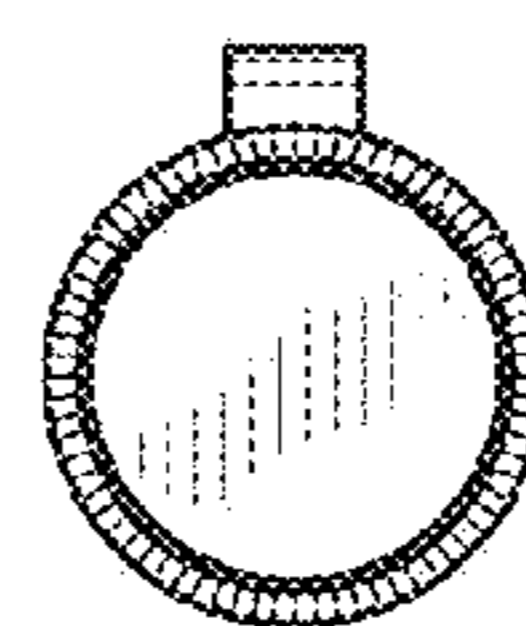


FIG. 7

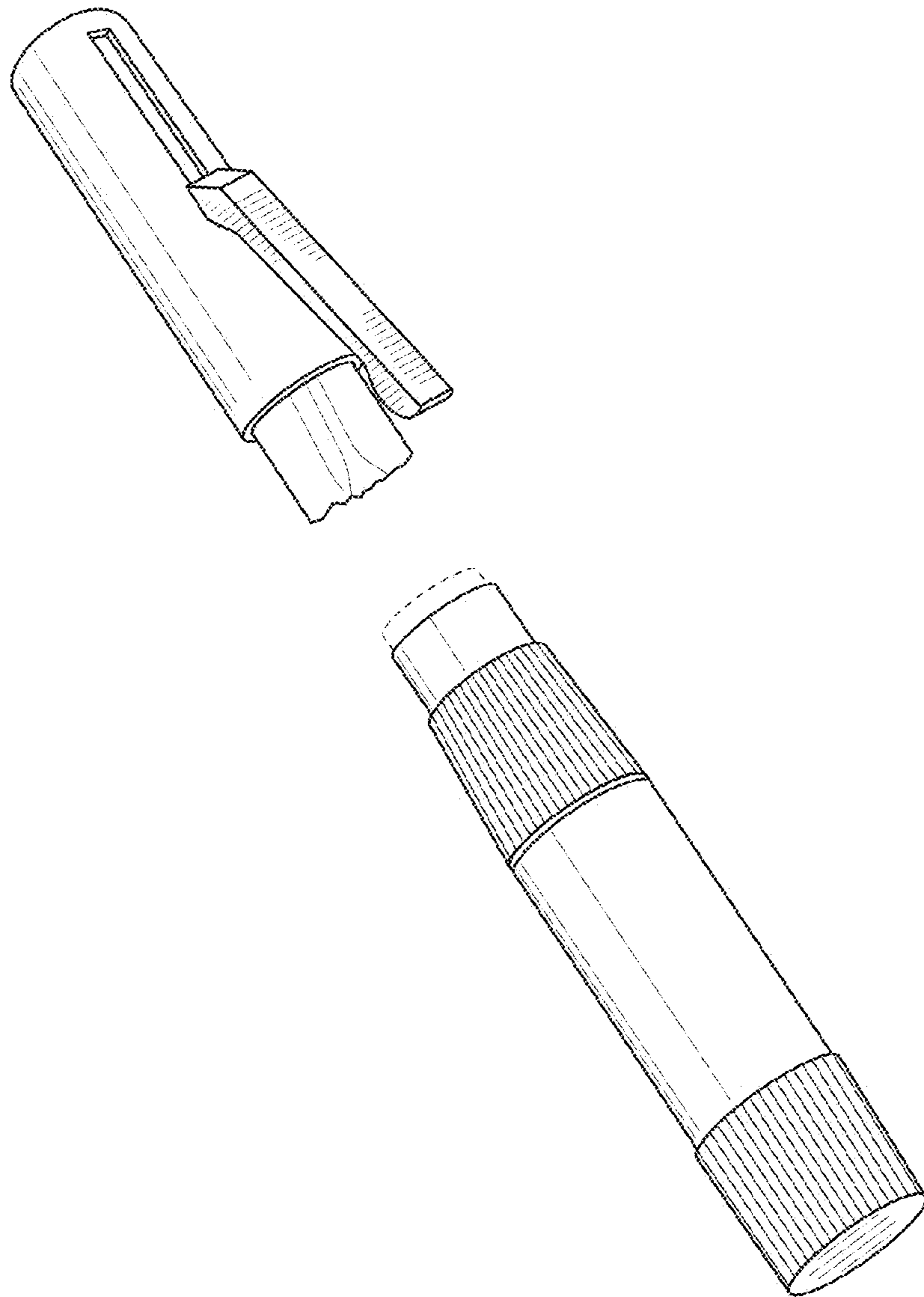


FIG. 8





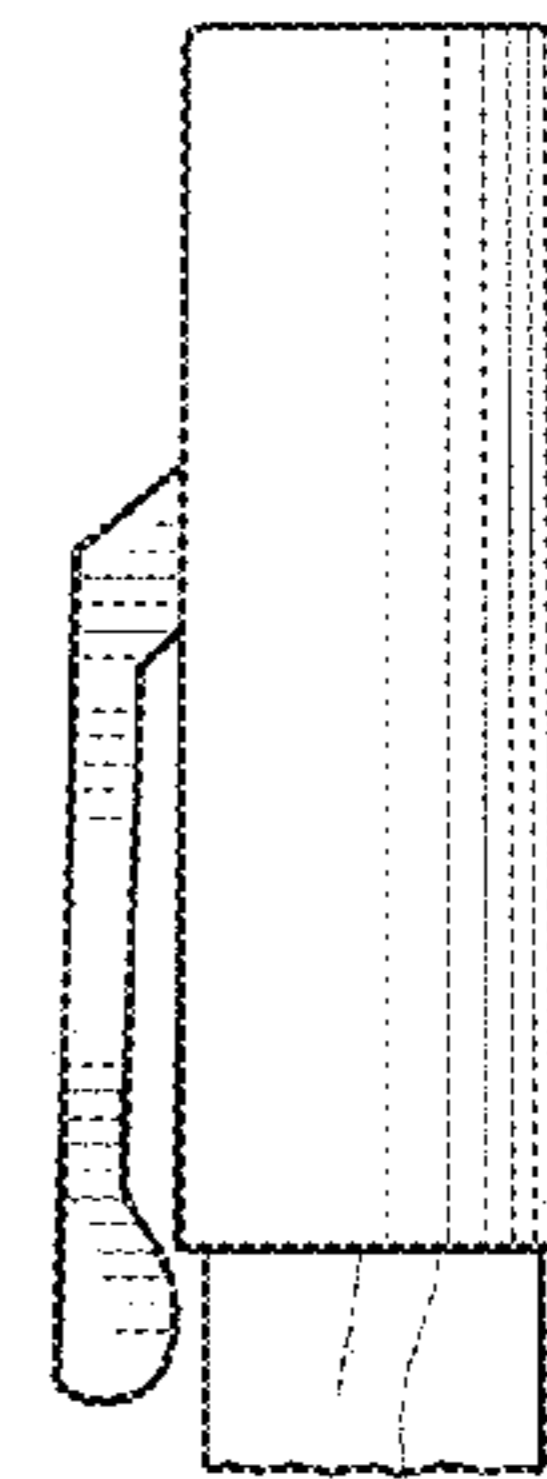

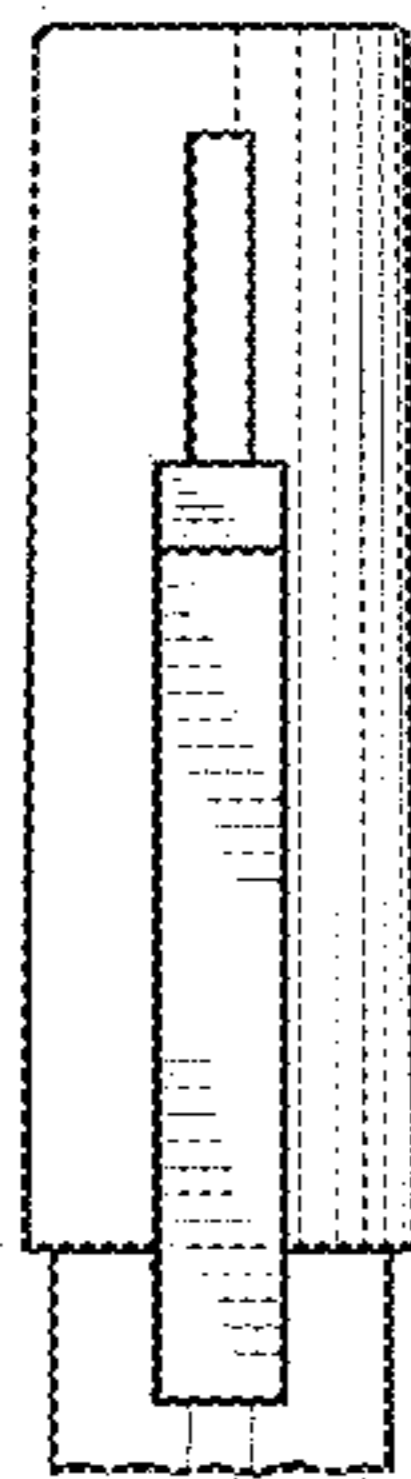


FIG. 9

FIG. 10

FIG. 11

FIG. 12