



US00D732249S

(12) **United States Design Patent**
Roberson

(10) **Patent No.:** **US D732,249 S**
(45) **Date of Patent:** **** Jun. 16, 2015**

- (54) **DISHWASHER BAR HANDLE**
- (71) Applicant: **BSH Home Appliances Corporation**,
Irvine, CA (US)
- (72) Inventor: **Lindsay Roberson**, Durham, NC (US)
- (73) Assignee: **BSH Home Appliances Corporation**,
Irvine, CA (US)
- (**) Term: **14 Years**
- (21) Appl. No.: **29/462,377**
- (22) Filed: **Aug. 2, 2013**
- (51) **LOC (10) Cl.** **15-05**
- (52) **U.S. Cl.**
USPC **D32/3**
- (58) **Field of Classification Search**
USPC D32/1-3, 6, 25, 28, 29, 34, 24;
D23/226, 255, 271, 259-260, 268,
D23/381; 312/109, 237 A; 134/56 R, 57 R,
134/57 D, 57 DL, 56 D, 58 R, 58 D, 58 DL,
134/25.2, 184; 68/3 R, 13 R, 27-28,
68/213-214, 232; D8/300-303, 315-317;
D15/89, 79; D6/327, 513, 522-523,
D6/545-546, 571; D7/331-332, 338-340,
D7/348-350.1, 351, 354, 393
See application file for complete search history.

(56) **References Cited**

U.S. PATENT DOCUMENTS

D110,987 S *	8/1938	Teller et al.	D7/340
D193,698 S *	9/1962	Hawk	D8/316
D334,315 S *	3/1993	Bengtson	D6/524
D495,102 S *	8/2004	Kaczmarek	D32/3
D511,403 S *	11/2005	Ott et al.	D32/3
D511,870 S *	11/2005	Paik	D32/2
D512,543 S *	12/2005	Jeong	D32/2
D512,544 S *	12/2005	Jeong et al.	D32/3
D513,548 S *	1/2006	Jeong	D32/2

D521,195 S *	5/2006	Park et al.	D32/2
D540,613 S *	4/2007	Jeon et al.	D7/350.1
D541,577 S *	5/2007	Kim	D7/340
D543,321 S *	5/2007	Jeon et al.	D32/2

(Continued)

FOREIGN PATENT DOCUMENTS

CN	300900697	*	4/2009
CN	301375601	*	11/2010

(Continued)

OTHER PUBLICATIONS

Thermador dishwasher—professional grade Thermador dishwashers | Applianceist, web post date Feb. 25, 2008, online, <http://www.applianceist.com/dishwashers/thermador-dishwasher/dwhd94ep.html>, [site visited Jan. 27, 2015 8:34:21 PM].*

Primary Examiner — Anhdao Doan

Assistant Examiner — John R Yeh

(74) *Attorney, Agent, or Firm* — James E. Howard; Andre Pallapies

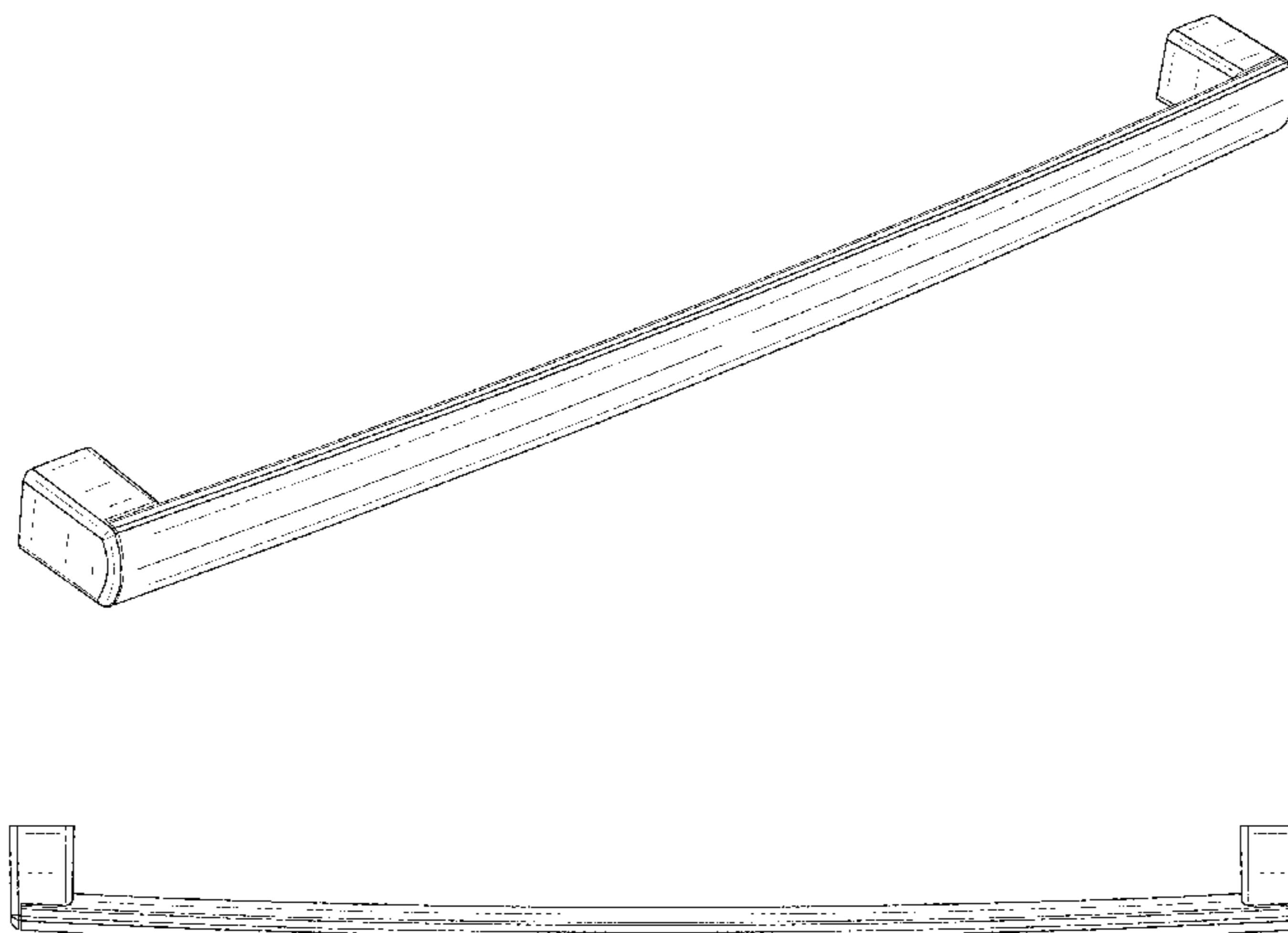
(57) **CLAIM**

The ornamental design for a dishwasher bar handle, as shown and described.

DESCRIPTION

FIG. 1 is a front perspective view of a dishwasher bar handle showing my new ornamental design; FIG. 2 is a top view thereof; FIG. 3 is a front view thereof; FIG. 4 is a rear view thereof; and, FIG. 5 is a right side view thereof, with the left side view being a mirror image thereof. The broken lines in FIG. 4 are included for the purpose of illustrating portions of the dishwasher bar handle that form no part of the claimed design.

1 Claim, 2 Drawing Sheets



(56)

References Cited

U.S. PATENT DOCUMENTS

D562,361 S * 2/2008 Kwak D15/89
D571,963 S * 6/2008 Jung et al. D32/2
D572,109 S * 7/2008 Busalt et al. D8/316
D572,110 S * 7/2008 Busalt et al. D8/316
D579,310 S * 10/2008 Suh et al. D8/315
D581,108 S * 11/2008 Jung et al. D32/2
D588,172 S * 3/2009 Yang et al. D15/89
D610,173 S * 2/2010 Kim D15/89

D612,677 S * 3/2010 Jeon D7/402
D622,537 S * 8/2010 Kim et al. D7/340
D634,576 S * 3/2011 Baek et al. D7/351
D646,141 S * 10/2011 Jeon et al. D8/316

FOREIGN PATENT DOCUMENTS

CN 301410593 * 12/2010
KR 300477087 * 1/2008

* cited by examiner

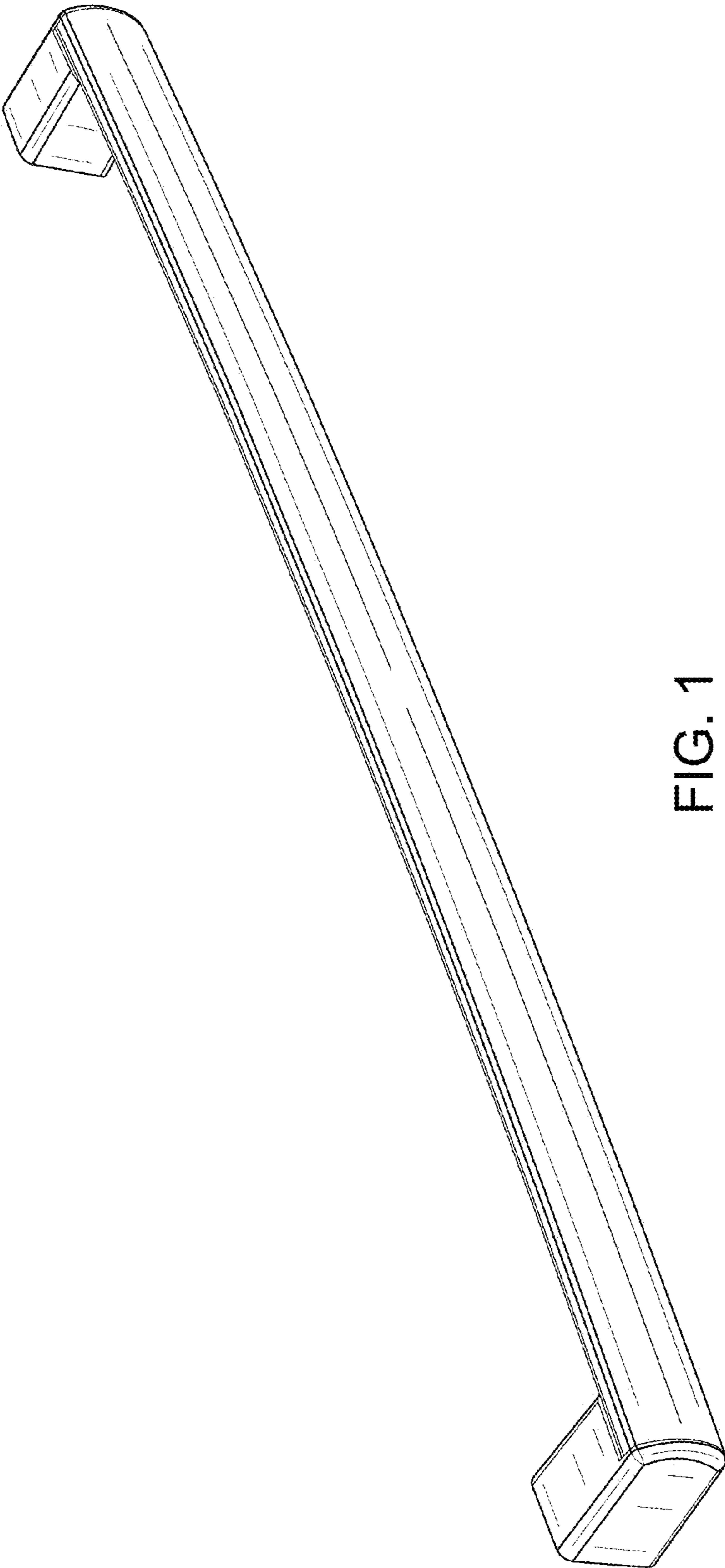


FIG. 1




FIG. 2




FIG. 3

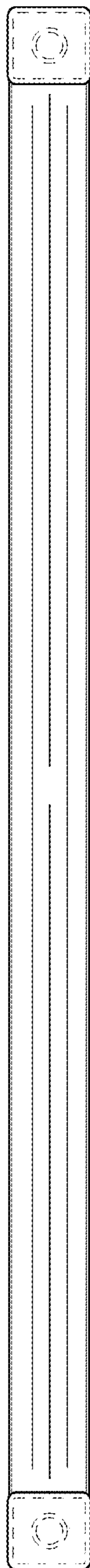


FIG. 4

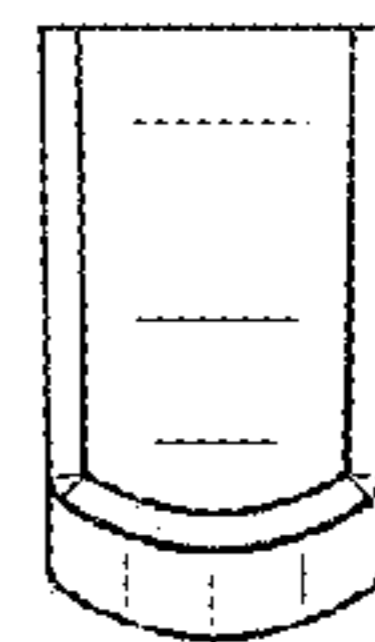


FIG. 5