



US00D732231S

(12) **United States Design Patent**  
**Anastassiades**

(10) **Patent No.:** **US D732,231 S**  
(45) **Date of Patent:** **\*\* Jun. 16, 2015**

(54) **FLOOR LAMP**

(71) Applicant: **FLOS S.p.A.**, Bovezzo, Brescia (IT)

(72) Inventor: **Michael Anastassiades**, Brescia (IT)

(73) Assignee: **FLOS S.p.A.**, Bovezzo (Brescia) (IT)

(\*\*) Term: **14 Years**

(21) Appl. No.: **29/468,086**

(22) Filed: **Sep. 26, 2013**

(30) **Foreign Application Priority Data**

Mar. 29, 2013 (IT) ..... BS2013O0010

(51) **LOC (10) Cl.** ..... **26-03**

(52) **U.S. Cl.**  
USPC ..... **D26/93**

(58) **Field of Classification Search**  
USPC ..... D26/24, 63, 65, 69, 88, 93, 102, 104,  
D26/107, 108, 110; 362/257, 310, 311.13,  
362/351, 362, 363, 410, 414  
CPC ..... F21S 6/00; F21S 6/002; F21S 6/003;  
F21S 6/005; F21S 6/008; F21V 3/00; F21V  
3/02; F21V 19/006  
See application file for complete search history.

(56) **References Cited**

**U.S. PATENT DOCUMENTS**

D187,949 S \* 5/1960 Salvia ..... D26/110  
D214,253 S \* 5/1969 Sonneman ..... D26/65

D285,978 S \* 9/1986 Rice ..... D26/107  
D328,571 S \* 8/1992 Hauser ..... D26/104  
D392,766 S \* 3/1998 Gardere ..... D26/108  
D393,916 S \* 4/1998 Lee ..... D26/63  
D397,234 S \* 8/1998 Huang ..... D26/63  
D408,579 S \* 4/1999 Herring et al. .... D26/153  
D465,054 S \* 10/2002 Lau ..... D26/93  
D598,156 S \* 8/2009 Xiao et al. .... D26/69  
D624,689 S \* 9/2010 Kao ..... D26/102  
D693,049 S \* 11/2013 Meise et al. .... D26/93  
D715,985 S \* 10/2014 Anastassiades ..... D26/88

\* cited by examiner

*Primary Examiner* — Brian N Vinson

(74) *Attorney, Agent, or Firm* — Thomas|Horstemeyer, LLP

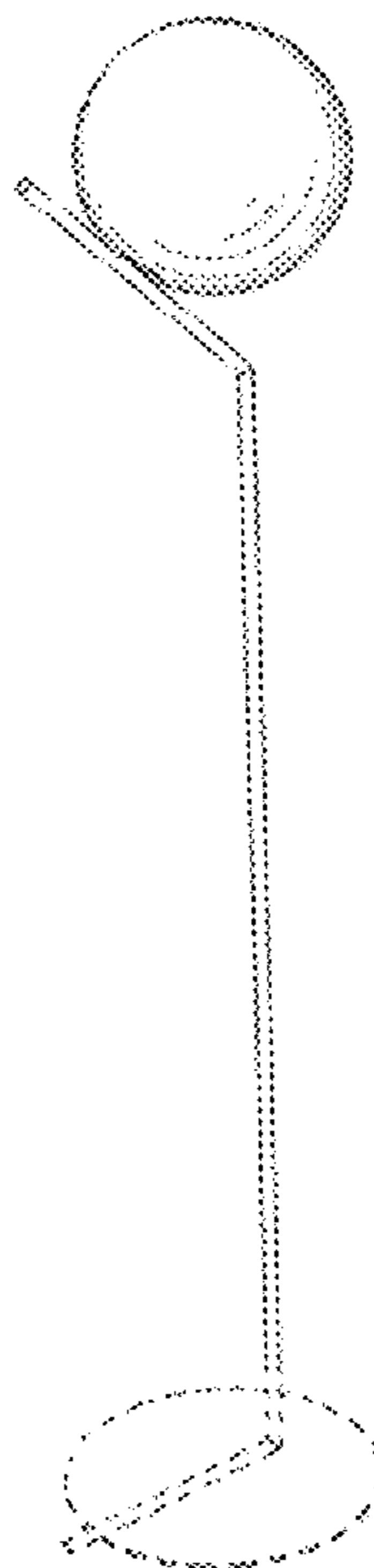
(57) **CLAIM**

The ornamental design for a floor lamp, as shown and described.

**DESCRIPTION**

FIG. 1 is a perspective view of my new floor lamp;  
FIG. 2 is a front elevational view of my new floor lamp;  
FIG. 3 is a rear elevational view of my new floor lamp,  
opposite that of FIG. 2;  
FIG. 4 is a side elevational view of my new floor lamp;  
FIG. 5 is another side elevational view of my new floor lamp  
from a side opposite that of FIG. 4;  
FIG. 6 is a top view of my new floor lamp; and,  
FIG. 7 is a bottom view of my new floor lamp.  
The broken line disclosure in the views represent portions of  
the lamp which form no part of the claimed design.

**1 Claim, 7 Drawing Sheets**



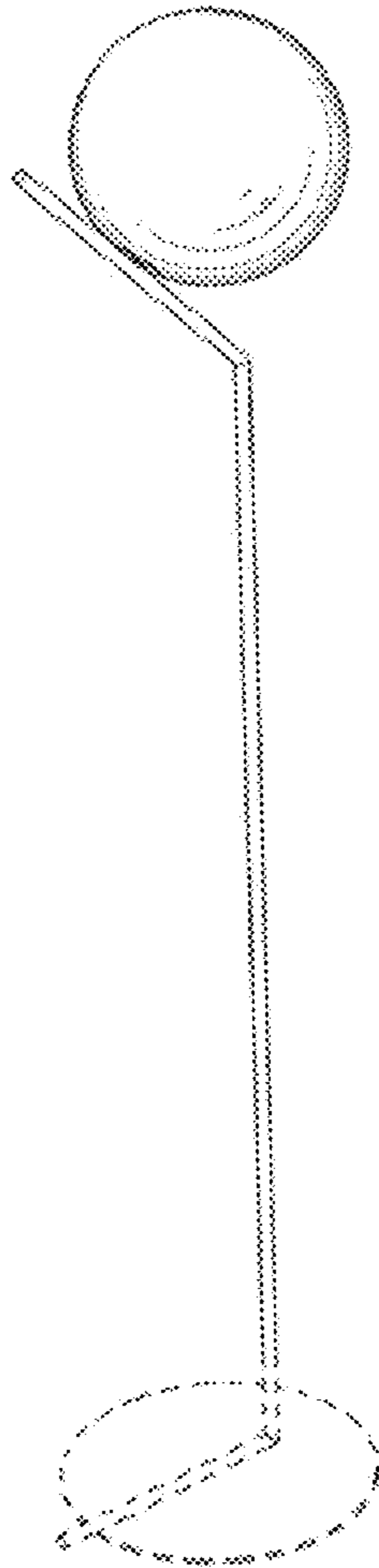


FIG. 1

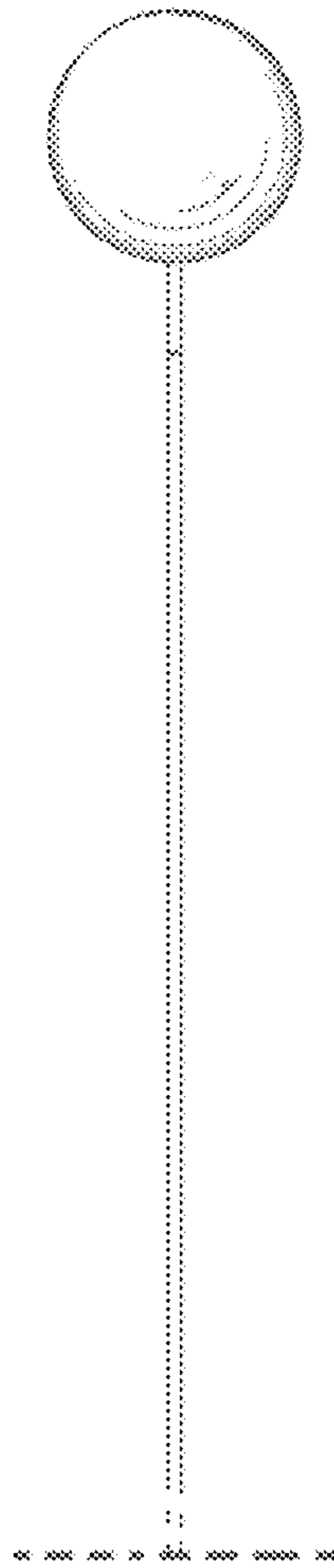


FIG. 2

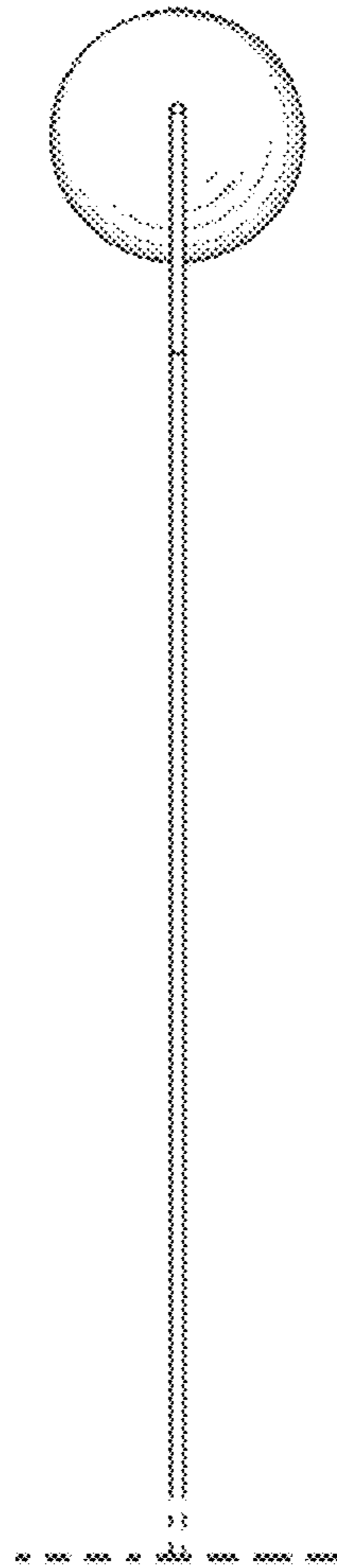


FIG. 3




FIG. 4

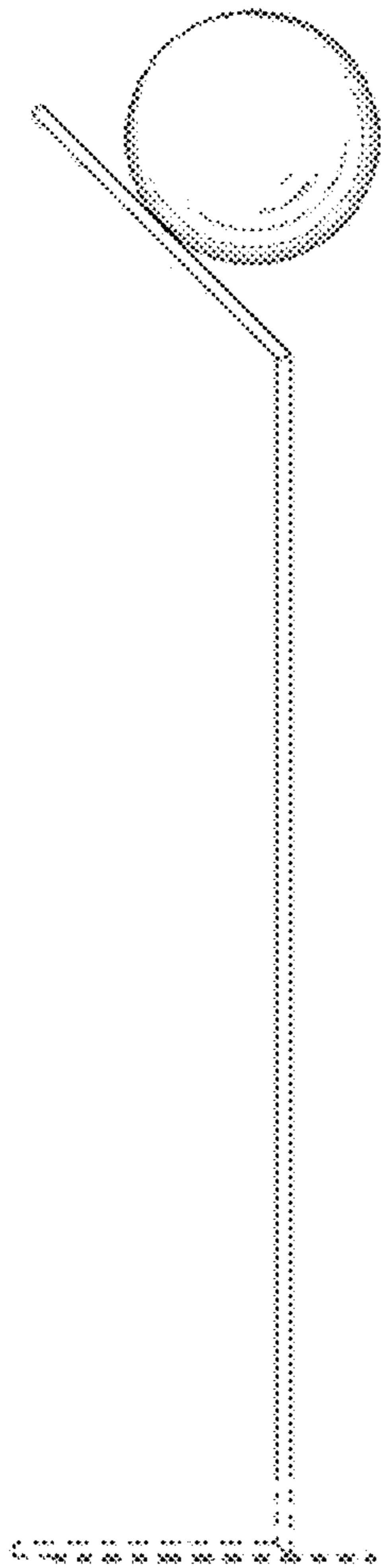


FIG. 5

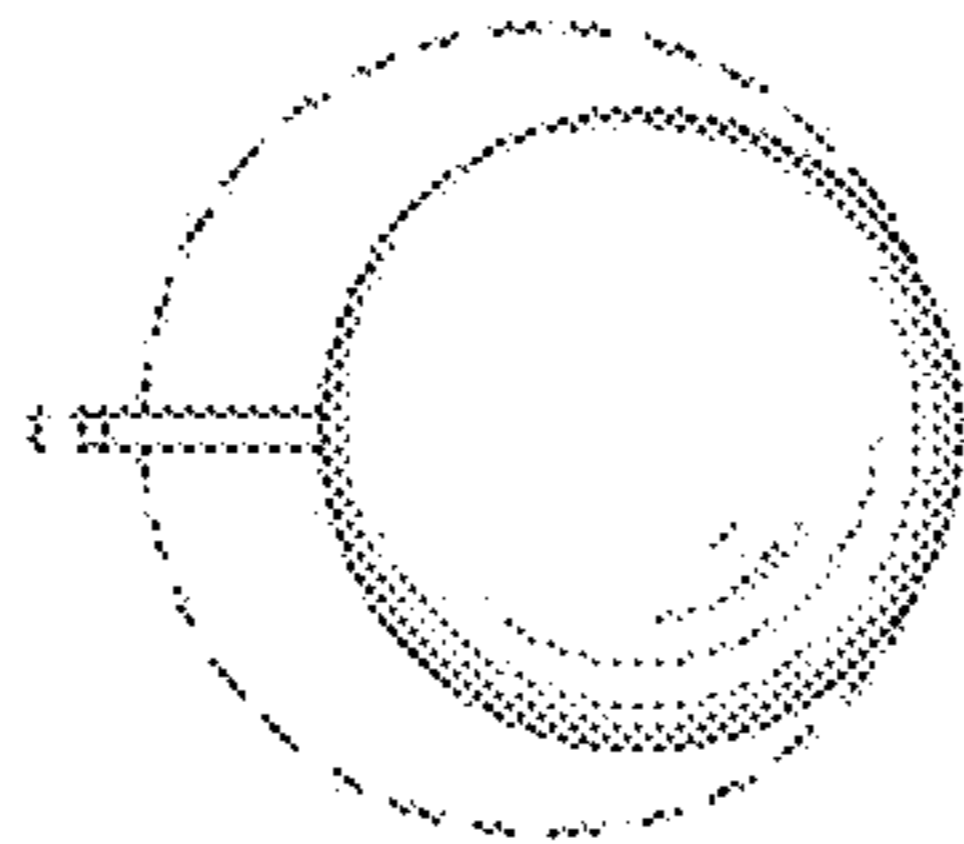


FIG. 6




FIG. 7



UNITED STATES PATENT AND TRADEMARK OFFICE  
**CERTIFICATE OF CORRECTION**

PATENT NO. : D732,231 S  
APPLICATION NO. : 29/468086  
DATED : June 16, 2015  
INVENTOR(S) : Michael Anastassiades

Page 1 of 1

It is certified that error appears in the above-identified patent and that said Letters Patent is hereby corrected as shown below:

Title Page, (30) Foreign Application Priority Data: change "BS2013O0010" to  
-- BS2013O000010 --.

Signed and Sealed this  
Tenth Day of November, 2015



Michelle K. Lee  
*Director of the United States Patent and Trademark Office*