



US00D732222S

(12) **United States Design Patent**
Recker et al.

(10) **Patent No.:** **US D732,222 S**
(45) **Date of Patent:** **** Jun. 16, 2015**

(54) **PATH LIGHT**

(71) Applicants: **Michael V Recker**, Gaithersburg, MD
(US); **David B Levine**, Pepper Pike, OH
(US)

(72) Inventors: **Michael V Recker**, Gaithersburg, MD
(US); **David B Levine**, Pepper Pike, OH
(US)

(73) Assignee: **Wireless Environment, LLC**, Solon,
OH (US)

(**) Term: **14 Years**

(21) Appl. No.: **29/494,447**

(22) Filed: **Jun. 20, 2014**

(51) **LOC (10) Cl.** **26-05**

(52) **U.S. Cl.**
USPC **D26/68**

(58) **Field of Classification Search**
USPC D26/67-70, 85; D25/126; 362/145,
362/152, 153, 153.1, 431
See application file for complete search history.

(56) **References Cited**

U.S. PATENT DOCUMENTS

2,079,955	A	*	5/1937	Woodward	362/257
D186,547	S	*	11/1959	Burton	D26/69
D210,239	S	*	2/1968	Bobrick	D26/68
3,798,438	A	*	3/1974	Menichetti	362/282
D231,680	S	*	5/1974	Keller	D26/68
D239,860	S	*	5/1976	Scarpa	D26/68

D323,904	S	*	2/1992	Camino et al.	D26/67
D324,433	S	*	3/1992	Camino et al.	D26/67
D529,216	S	*	9/2006	Izardel	D26/67
D555,280	S	*	11/2007	Quintana-Creus et al.	D26/71
D597,698	S	*	8/2009	Lee	D26/68
D600,847	S	*	9/2009	Wung et al.	D26/71
D620,169	S	*	7/2010	Schwartz et al.	D26/71
D625,453	S	*	10/2010	Morton et al.	D26/68
D626,266	S	*	10/2010	Verelst	D26/71
D643,139	S	*	8/2011	Sprengers	D26/68
2008/0298051	A1	*	12/2008	Chu	362/183

* cited by examiner

Primary Examiner — Clare E Heflin

(74) *Attorney, Agent, or Firm* — Finnegan, Henderson,
Farabow, Garrett & Dunner, LLP

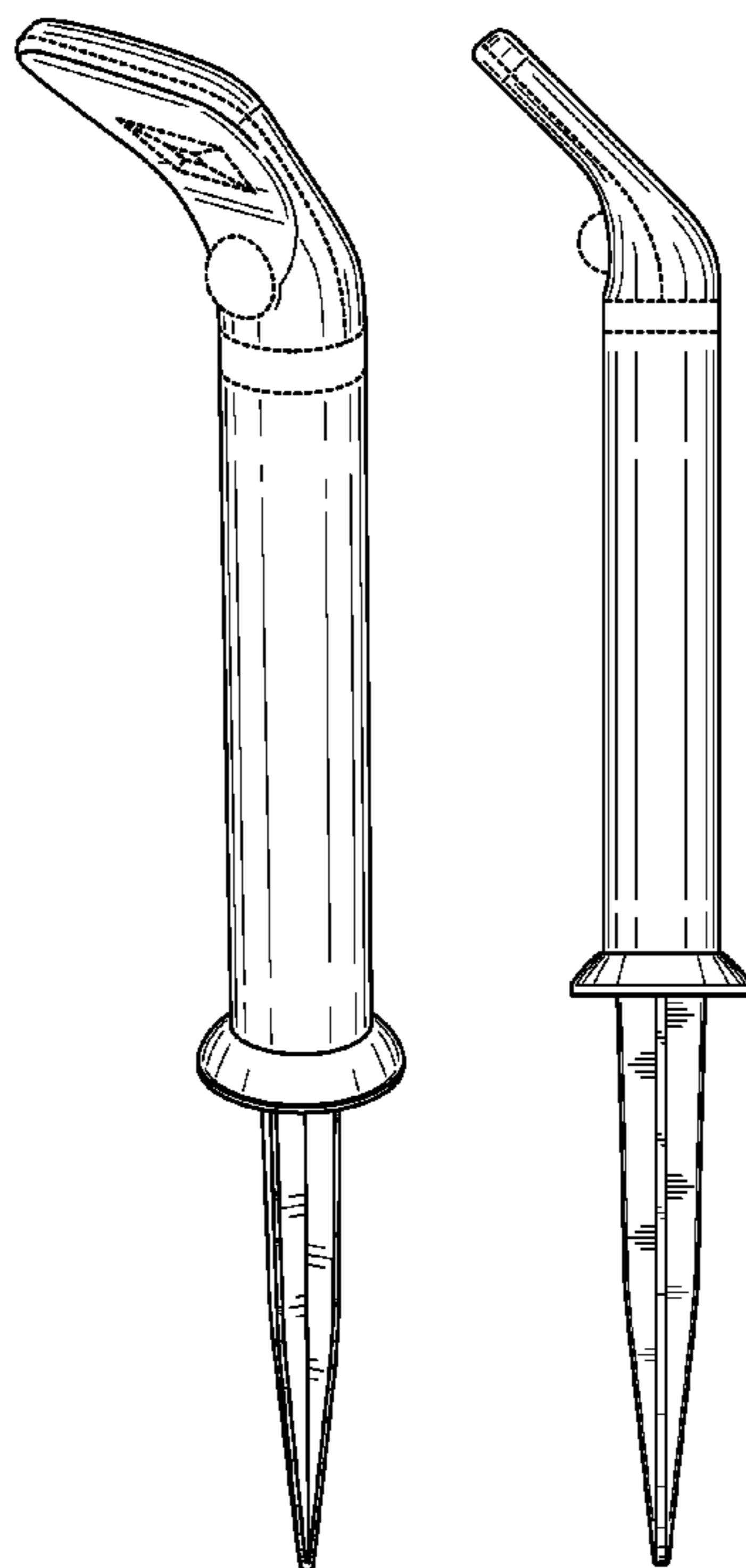
(57) **CLAIM**

The ornamental design for a path light, as shown and described.

DESCRIPTION

FIG. 1 is a front right top perspective view of a path light showing our new design;
FIG. 2 is a front left bottom perspective view thereof;
FIG. 3 is a front elevation view thereof;
FIG. 4 is a rear view thereof;
FIG. 5 is a top plan view thereof;
FIG. 6 is a bottom view thereof;
FIG. 7 is a left side view thereof; and,
FIG. 8 is a right side view thereof.
The broken lines shown in the drawings illustrate portions of the path light that form no part of the claimed design.

1 Claim, 4 Drawing Sheets






FIG. 1

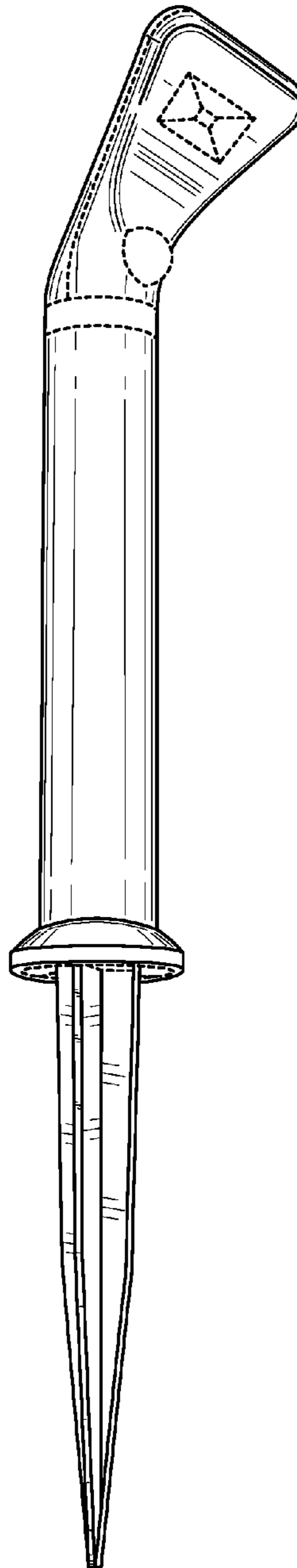


FIG. 2

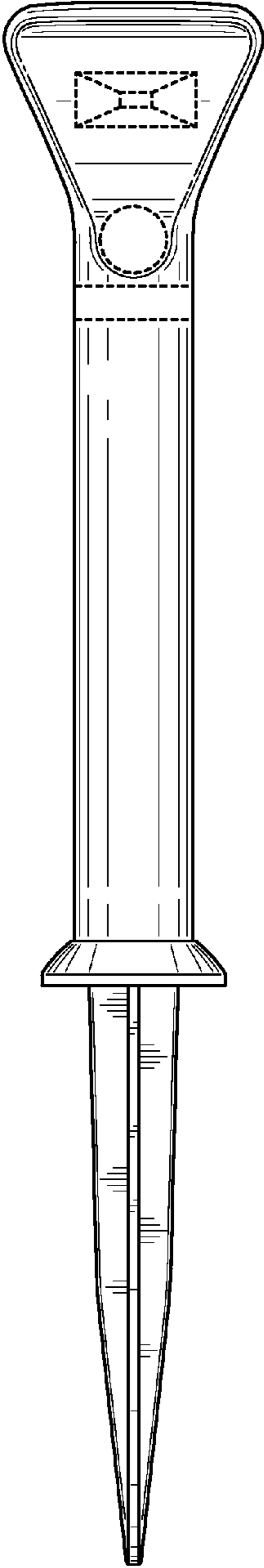


FIG. 3

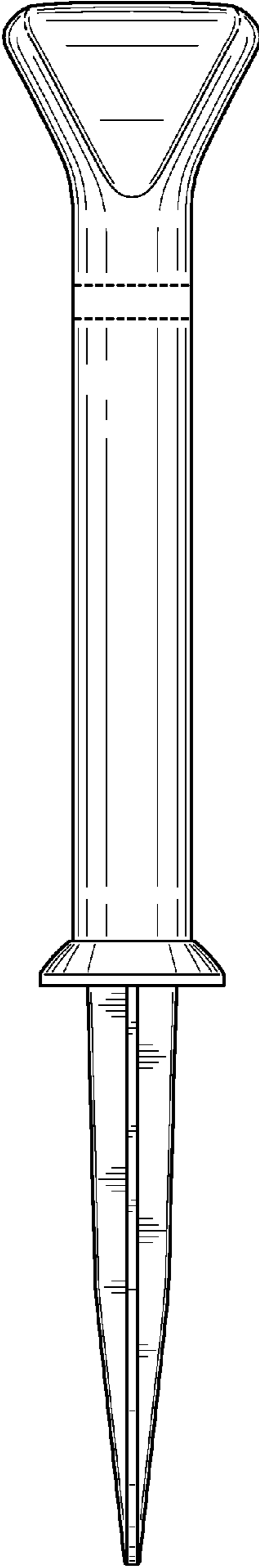


FIG. 4

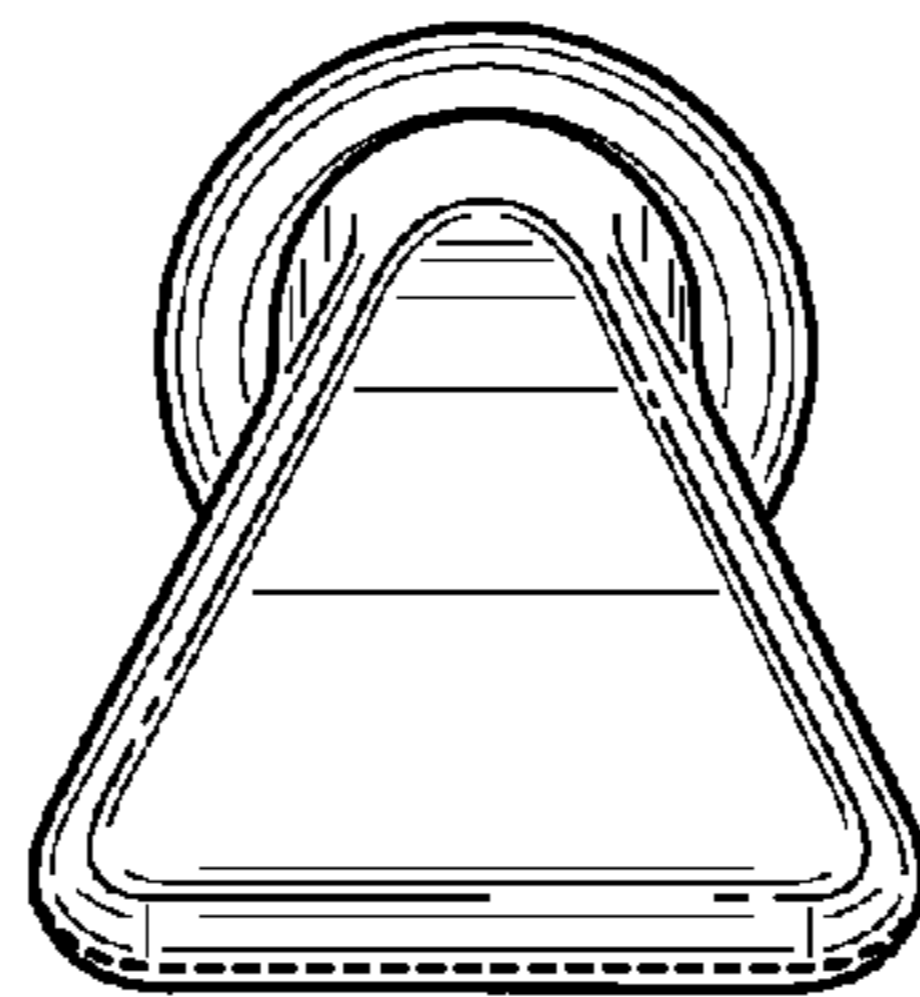


FIG. 5




FIG. 6

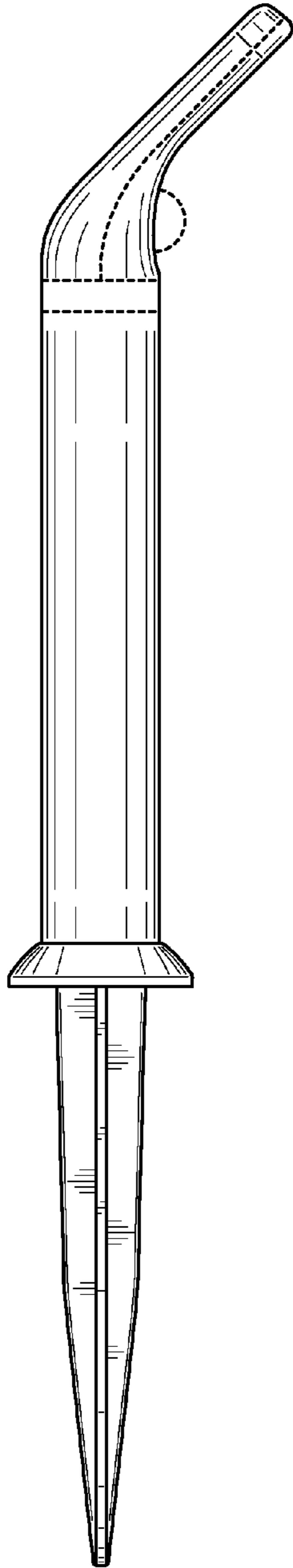


FIG. 7

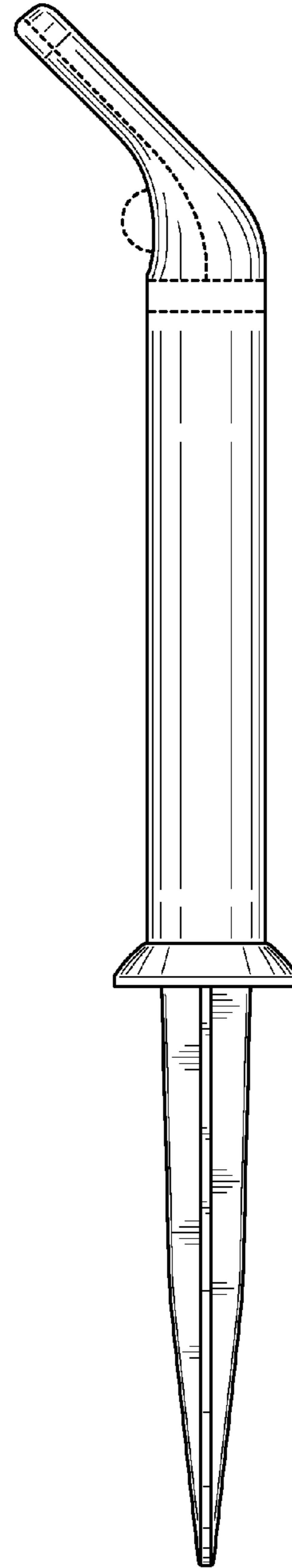


FIG. 8