

US00D732215S

(12) **United States Design Patent**
Su

(10) **Patent No.:** **US D732,215 S**
(45) **Date of Patent:** **** Jun. 16, 2015**

- (54) **HAND-HELD LAMP**
- (71) Applicant: **SHIN CHIN INDUSTRIAL CO., LTD.**, Tainan (TW)
- (72) Inventor: **Cheng Ming Su**, Tainan (TW)
- (73) Assignee: **Shin Chin Industrial Co., Ltd.**, Tainan (TW)
- (**) Term: **14 Years**
- (21) Appl. No.: **29/482,738**
- (22) Filed: **Feb. 21, 2014**
- (51) **LOC (10) Cl.** **26-02**
- (52) **U.S. Cl.**
USPC **D26/37**
- (58) **Field of Classification Search**
USPC D26/37, 40, 41, 44, 46, 49; 362/157,
362/158, 183, 184, 194–196, 200–208
See application file for complete search history.

D541,962 S *	5/2007	Bayat et al.	D26/42
D568,513 S *	5/2008	Li	D26/42
D574,741 S *	8/2008	Gadsden	D10/114.9
D575,430 S *	8/2008	Jiang	D26/42
D593,695 S *	6/2009	Levine	D26/42
D596,326 S *	7/2009	Jiang	D26/42
D618,831 S *	6/2010	Pennington	D26/26
D626,673 S *	11/2010	Kovacik et al.	D26/42
D643,560 S *	8/2011	Tompkin	D26/40
D648,466 S *	11/2011	Hickman	D26/42
D661,417 S *	6/2012	Kung	D26/42
D672,894 S *	12/2012	Bayat et al.	D26/42
D677,412 S *	3/2013	Smith	D26/37
D684,283 S *	6/2013	Zhou et al.	D26/49
D694,445 S *	11/2013	Shiu	D26/40
D694,446 S *	11/2013	Zhou et al.	D26/42
D703,356 S *	4/2014	Grandadam	D26/44
D708,376 S *	7/2014	Crowe et al.	D26/37
D720,348 S *	12/2014	Robinson et al.	D14/411

* cited by examiner

Primary Examiner — Ian Simmons
Assistant Examiner — Carissa C Fitts
(74) *Attorney, Agent, or Firm* — Rosenberg, Klein & Lee

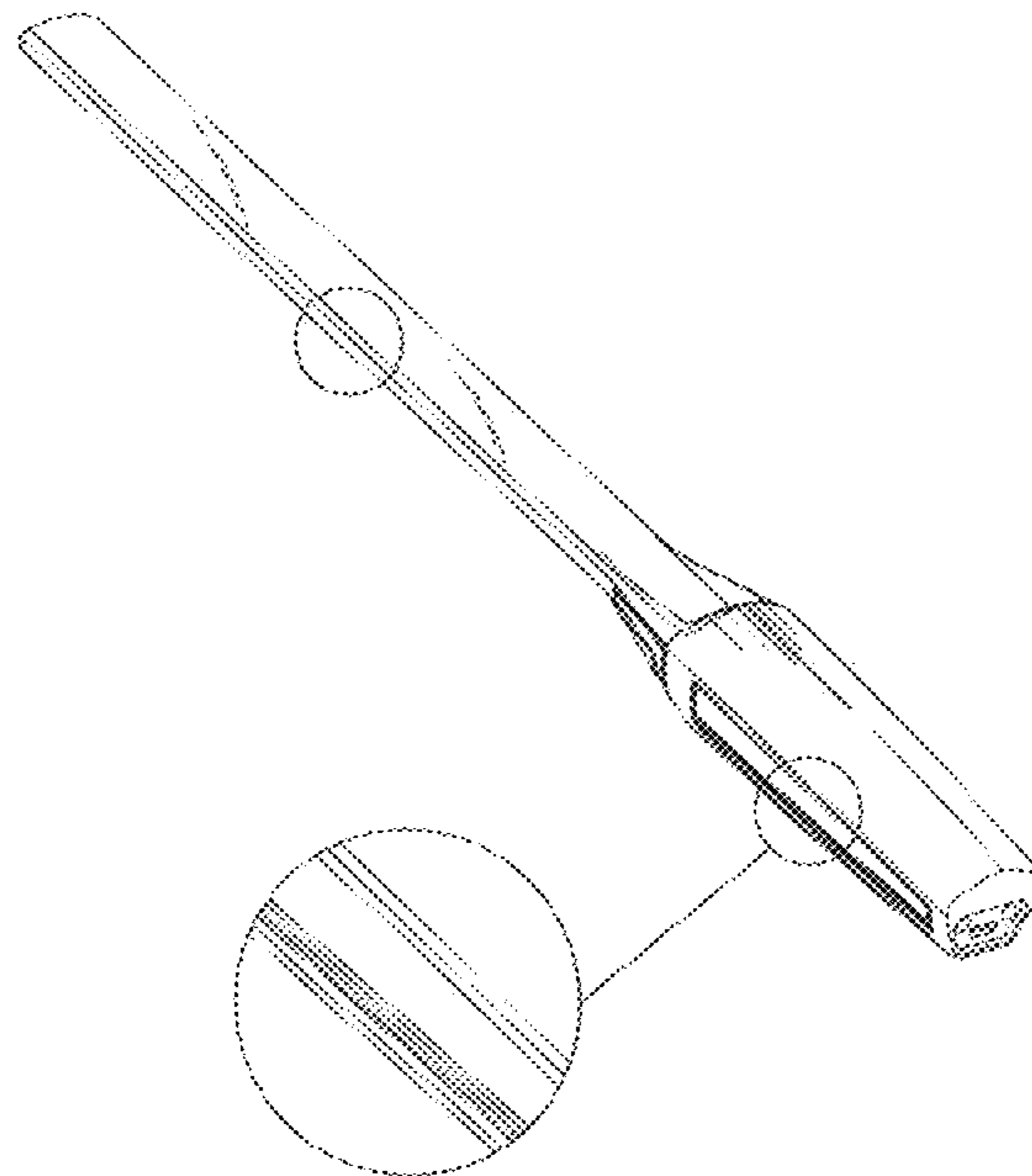
(57) **CLAIM**
The ornamental design of a hand-held lamp, as shown and described.

- (56) **References Cited**
U.S. PATENT DOCUMENTS
- D367,123 S * 2/1996 Blye D26/42
- D389,931 S * 1/1998 Kovacik et al. D26/37
- D416,344 S * 11/1999 Hawkins D26/42
- D421,661 S * 3/2000 Blye D26/42
- D438,656 S * 3/2001 Lupica D26/37
- D439,354 S * 3/2001 Yuen D26/42
- D439,689 S * 3/2001 Yuen D26/42
- D501,688 S * 2/2005 Kovacik et al. D26/42
- D504,532 S * 4/2005 Kovacik et al. D26/44
- D504,968 S * 5/2005 Bayat et al. D26/42
- D505,217 S * 5/2005 Bayat et al. D26/42
- D515,721 S * 2/2006 Lin D26/44
- D526,077 S * 8/2006 Leen D26/42
- D530,843 S * 10/2006 Yamamoto D26/42

DESCRIPTION

FIG. 1 is a perspective view of a hand-held lamp showing my new design.
FIG. 2 is a front elevational view thereof;
FIG. 3 is a rear elevational view thereof;
FIG. 4 is a left side elevational view thereof;
FIG. 5 is a right side elevational view thereof;
FIG. 6 is a top plan view thereof; and,
FIG. 7 is a bottom plan view thereof.

1 Claim, 6 Drawing Sheets



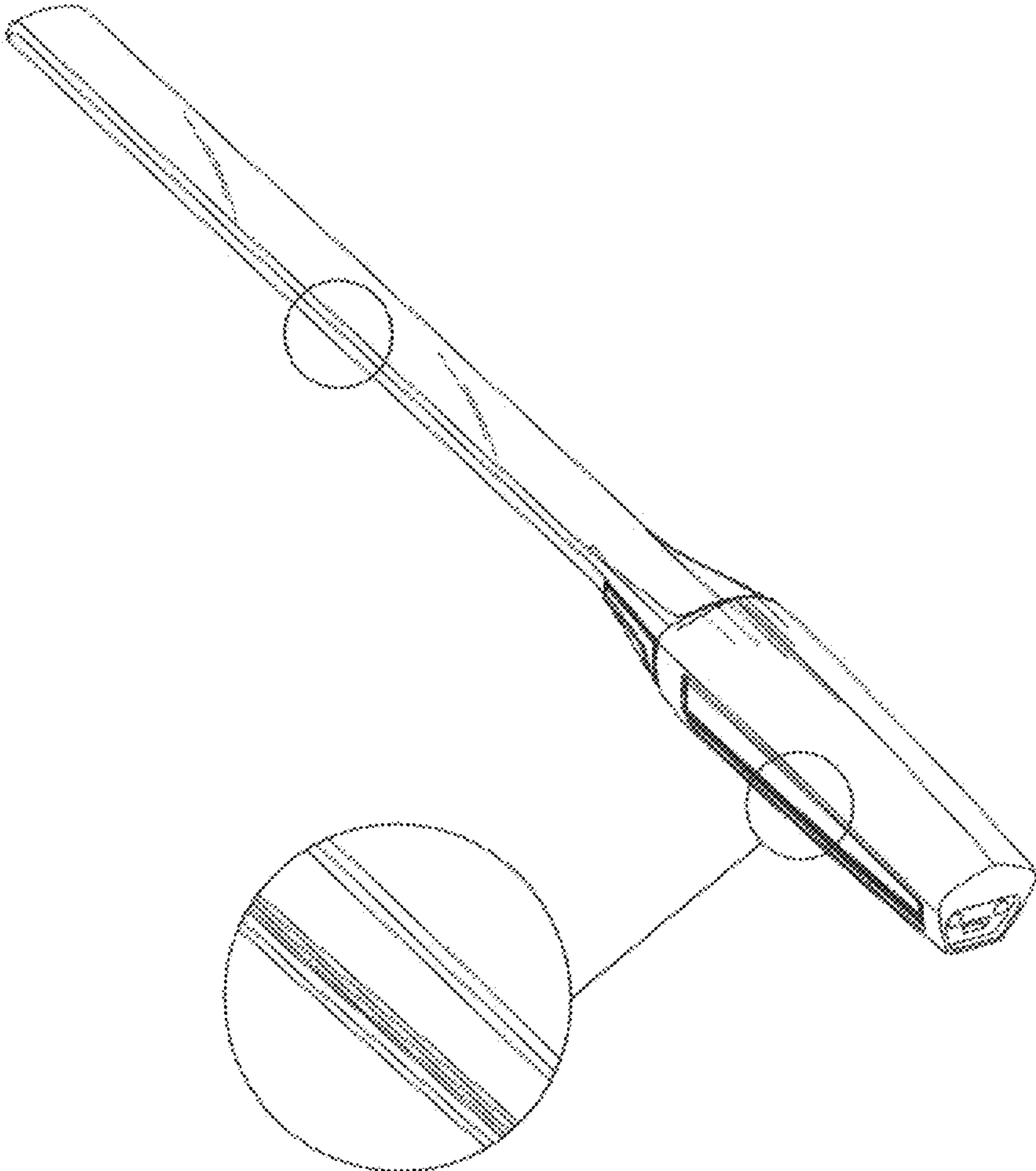


FIG. 1

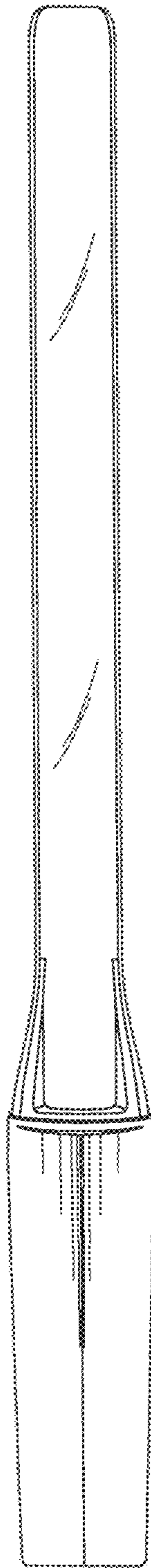


FIG. 2

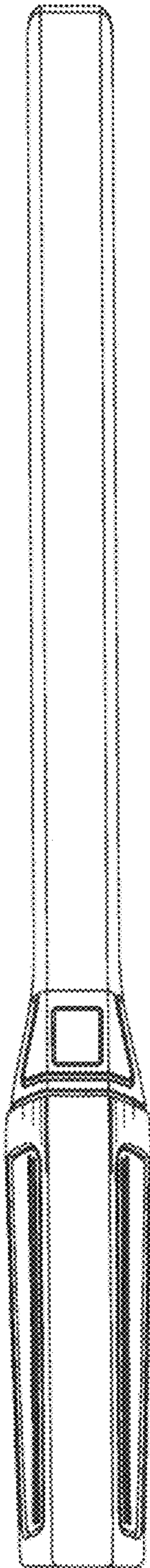


FIG. 3

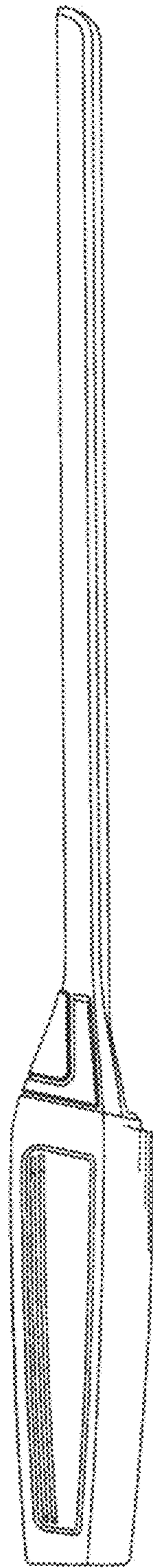


FIG. 4




FIG. 5

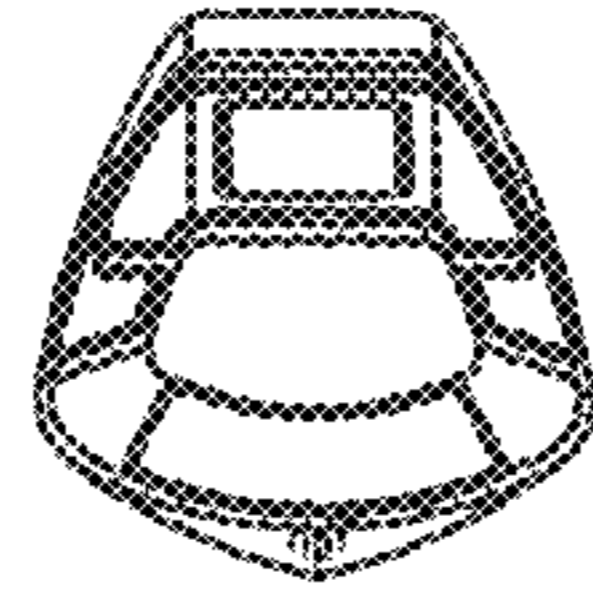


FIG. 6

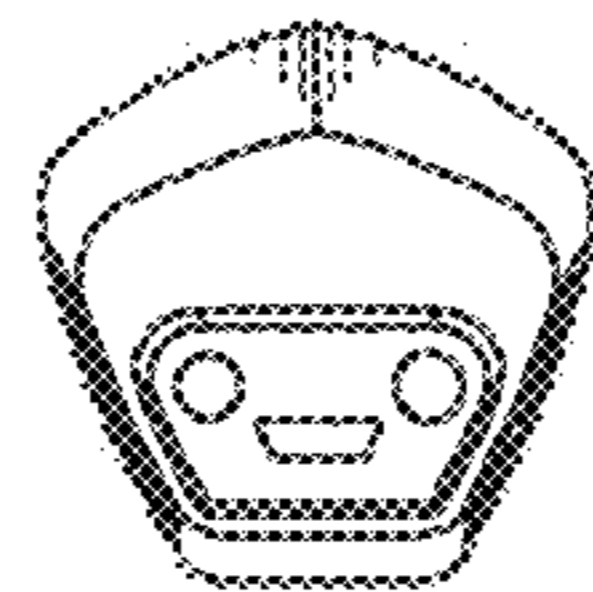


FIG. 7