



US00D732214S

(12) **United States Design Patent**
Ishiguri et al.

(10) **Patent No.:** **US D732,214 S**
(45) **Date of Patent:** **** Jun. 16, 2015**

(54) **FRONT COMBINATION LAMP FOR MOTOR SCOOTER**

(71) Applicant: **HONDA MOTOR CO., LTD.**, Tokyo (JP)
(72) Inventors: **Yoshiyuki Ishiguri**, Wako (JP); **Daisuke Kuriki**, Wako (JP); **Ayumu Tsuji**, Wako (JP)
(73) Assignee: **HONDA MOTOR CO., LTD.**, Tokyo (JP)

(**) Term: **14 Years**

(21) Appl. No.: **29/481,396**

(22) Filed: **Feb. 5, 2014**

(30) **Foreign Application Priority Data**

Aug. 8, 2013 (JP) 2013-018250

(51) **LOC (10) Cl.** **26-06**

(52) **U.S. Cl.**
USPC **D26/28**

(58) **Field of Classification Search**
USPC D26/28-36; 362/459-476, 485-487, 362/543-549
CPC F21S 48/2281; F21S 48/00; F21S 48/225; F21S 48/2268; F21S 48/1233; F21S 48/1266; F21S 48/1388; F21V 21/04

See application file for complete search history.

(56) **References Cited**

U.S. PATENT DOCUMENTS

D493,903 S *	8/2004	Otsubo et al.	D26/28
D552,274 S *	10/2007	Tanaka et al.	D26/28
D568,501 S *	5/2008	Nakazawa et al.	D26/28
D569,015 S *	5/2008	Tsukui et al.	D26/28
D573,734 S *	7/2008	Watanabe et al.	D26/28
D614,330 S *	4/2010	Lamm et al.	D26/28
D617,020 S *	6/2010	Ishiguri et al.	D26/28
D713,071 S *	9/2014	Namai et al.	D26/28
D715,471 S *	10/2014	Nagasaka et al.	D26/28
D716,977 S *	11/2014	Nishimoto et al.	D26/28
D717,978 S *	11/2014	Nishimoto et al.	D26/28
D717,984 S *	11/2014	Lai	D26/28
D719,692 S *	12/2014	Yamaguchi	D26/28

* cited by examiner

Primary Examiner — Cynthia Ramirez

Assistant Examiner — Llorellys Martinez-Rivera

(74) *Attorney, Agent, or Firm* — Westerman, Hattori, Daniels & Adrian, LLP

(57) **CLAIM**

The ornamental design for a front combination lamp for motor scooter, as shown and described.

DESCRIPTION

FIG. 1 is a front perspective view of a front combination lamp for motor scooter showing the present invention.
FIG. 2 is a front perspective view thereof.
FIG. 3 is a front elevation view thereof.
FIG. 4 is a right side elevation view thereof.
FIG. 5 is a left side elevation view thereof; and,
FIG. 6 is a top plan view thereof.

The portions of the front combination lamp for motor scooter shown in broken lines illustrate environmental subject matter only and form no part of the claimed design.

1 Claim, 6 Drawing Sheets

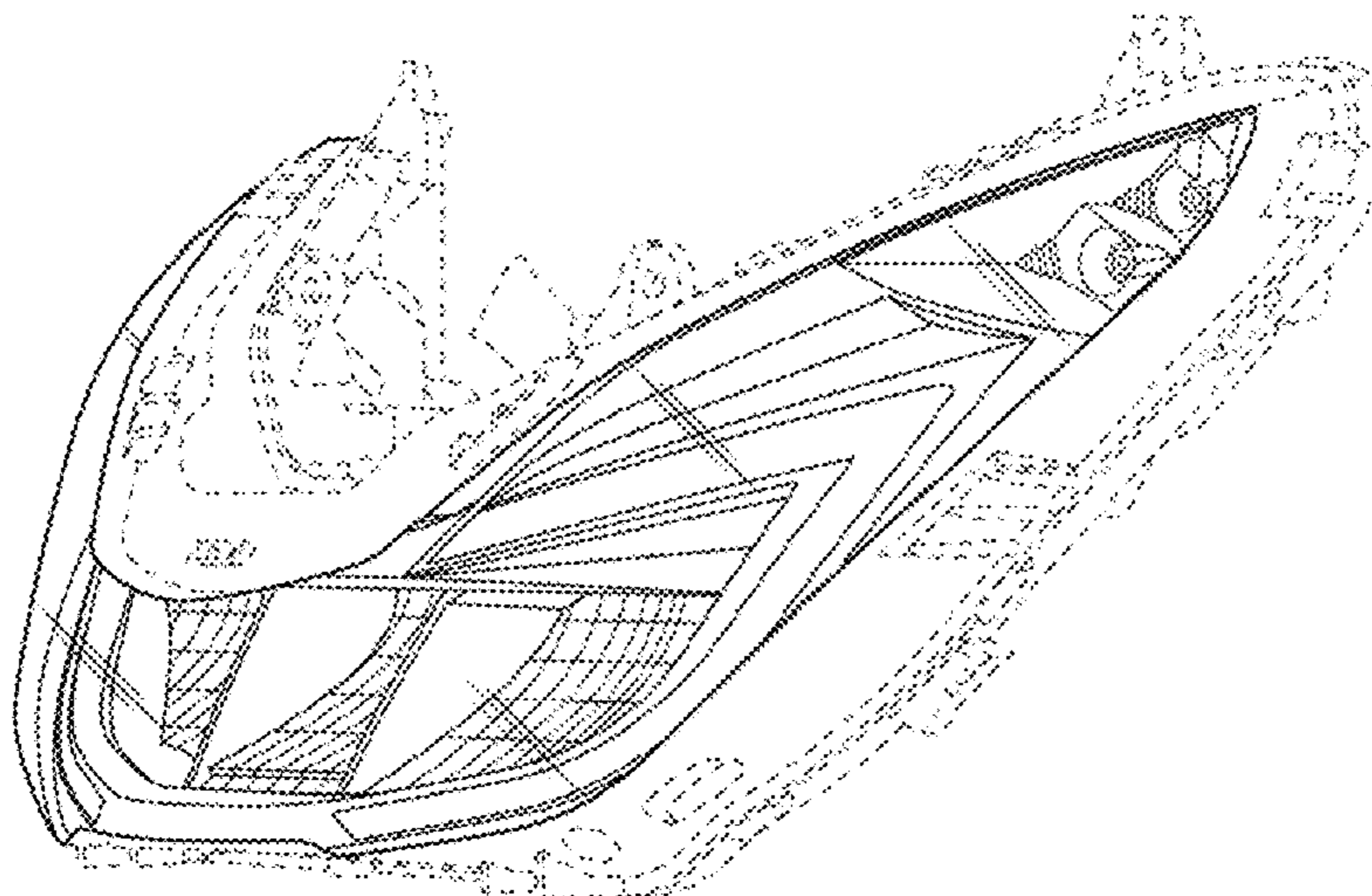


FIG. 1

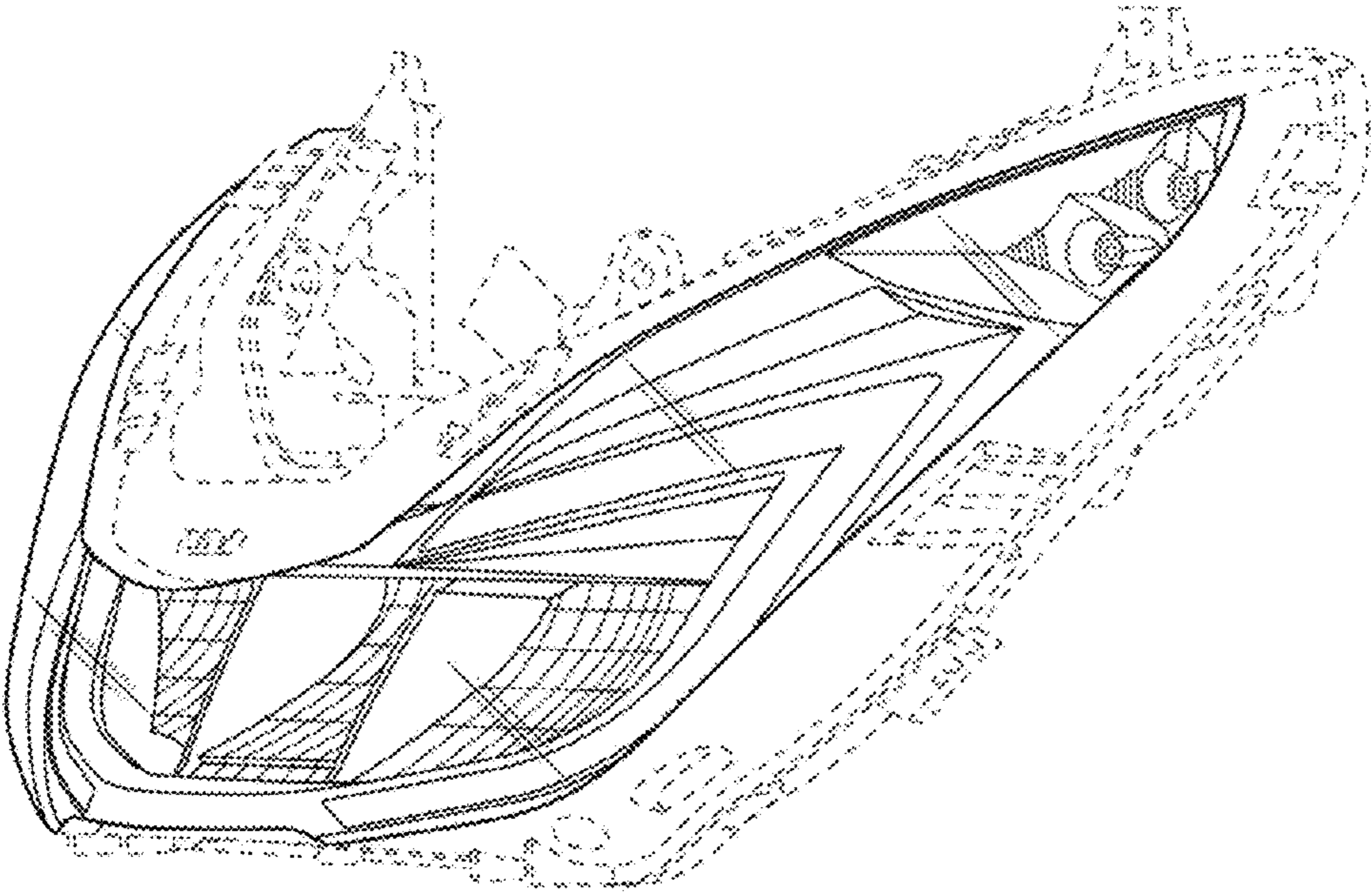


FIG. 2

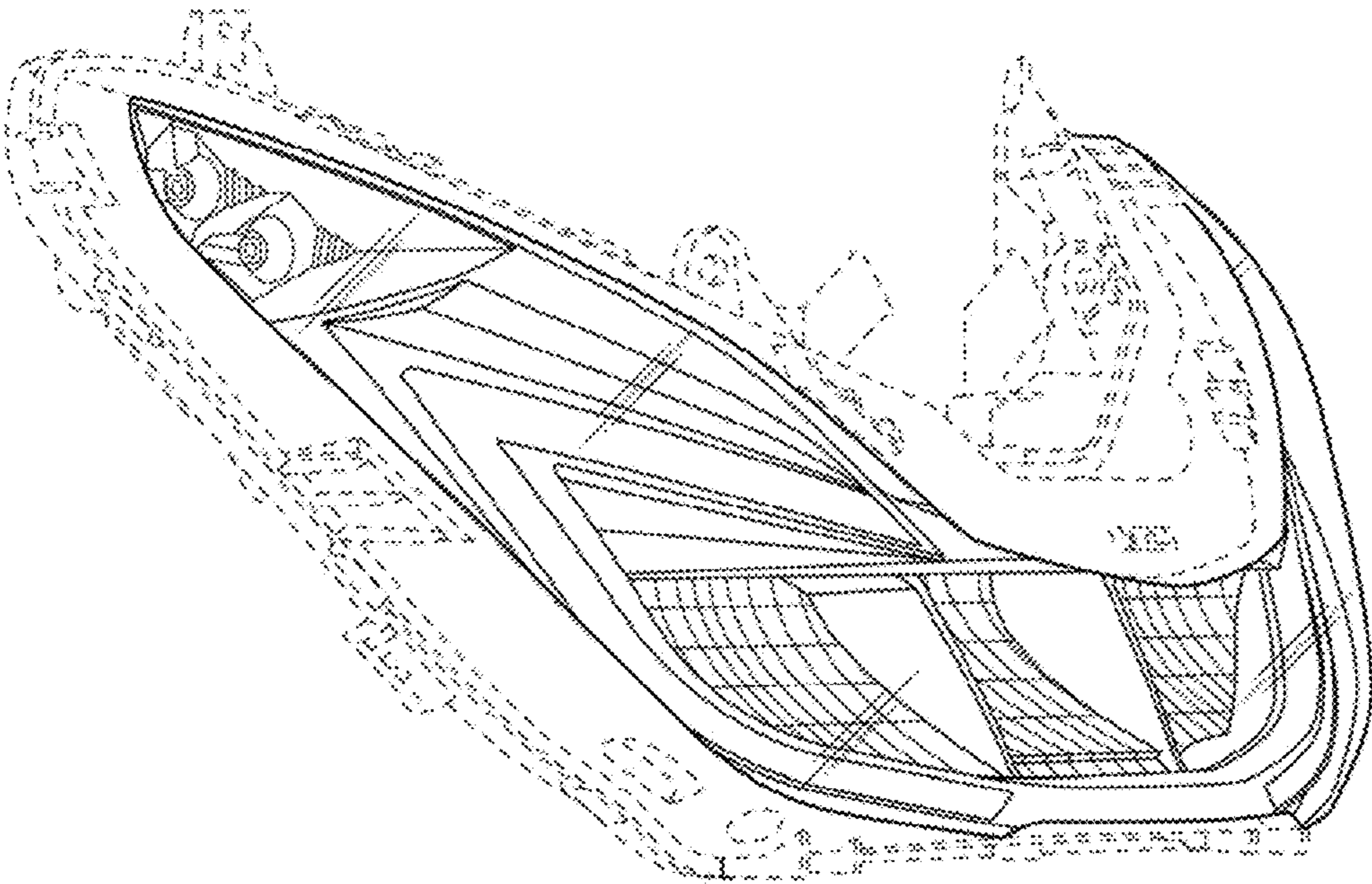


FIG. 3

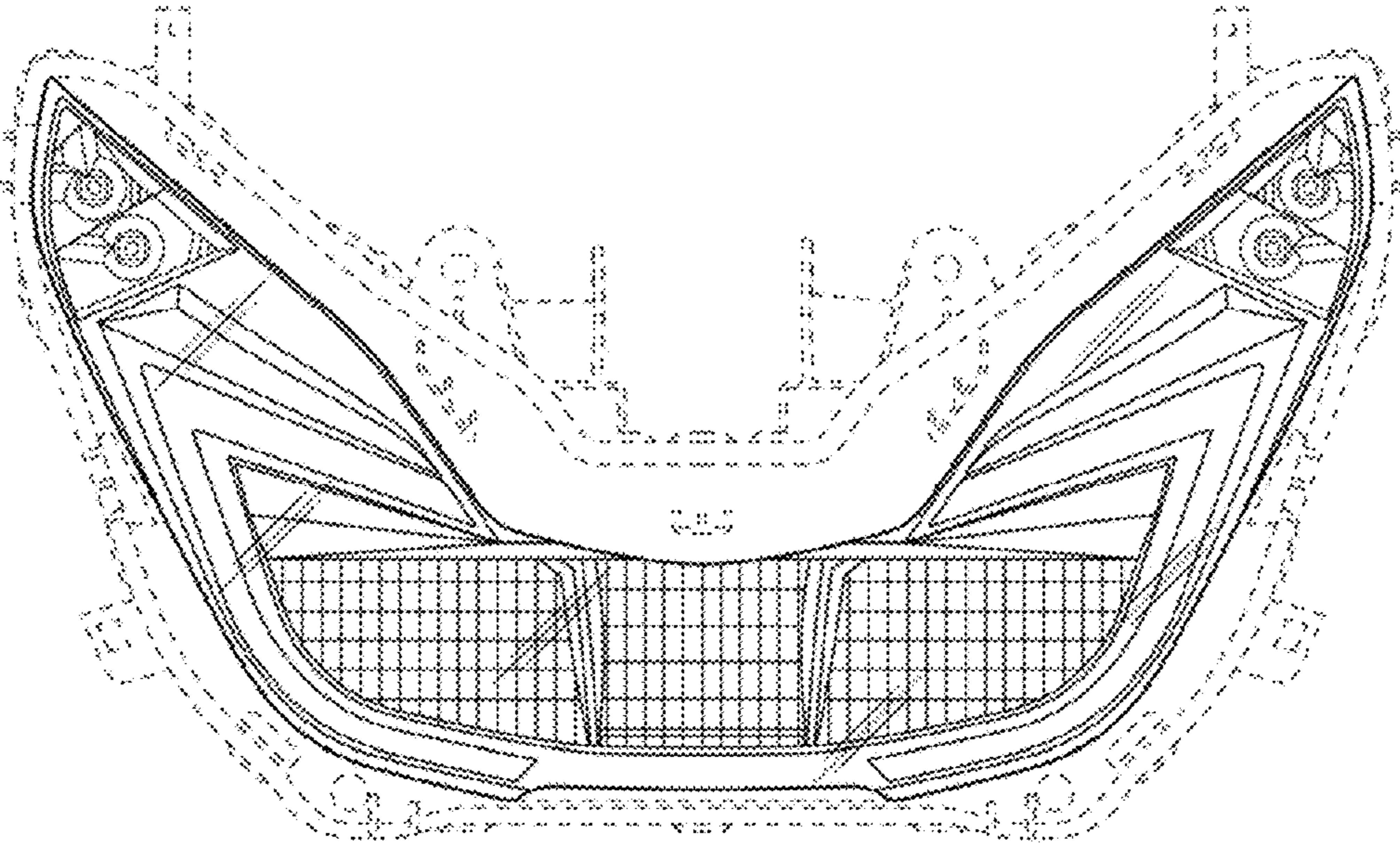


FIG. 4

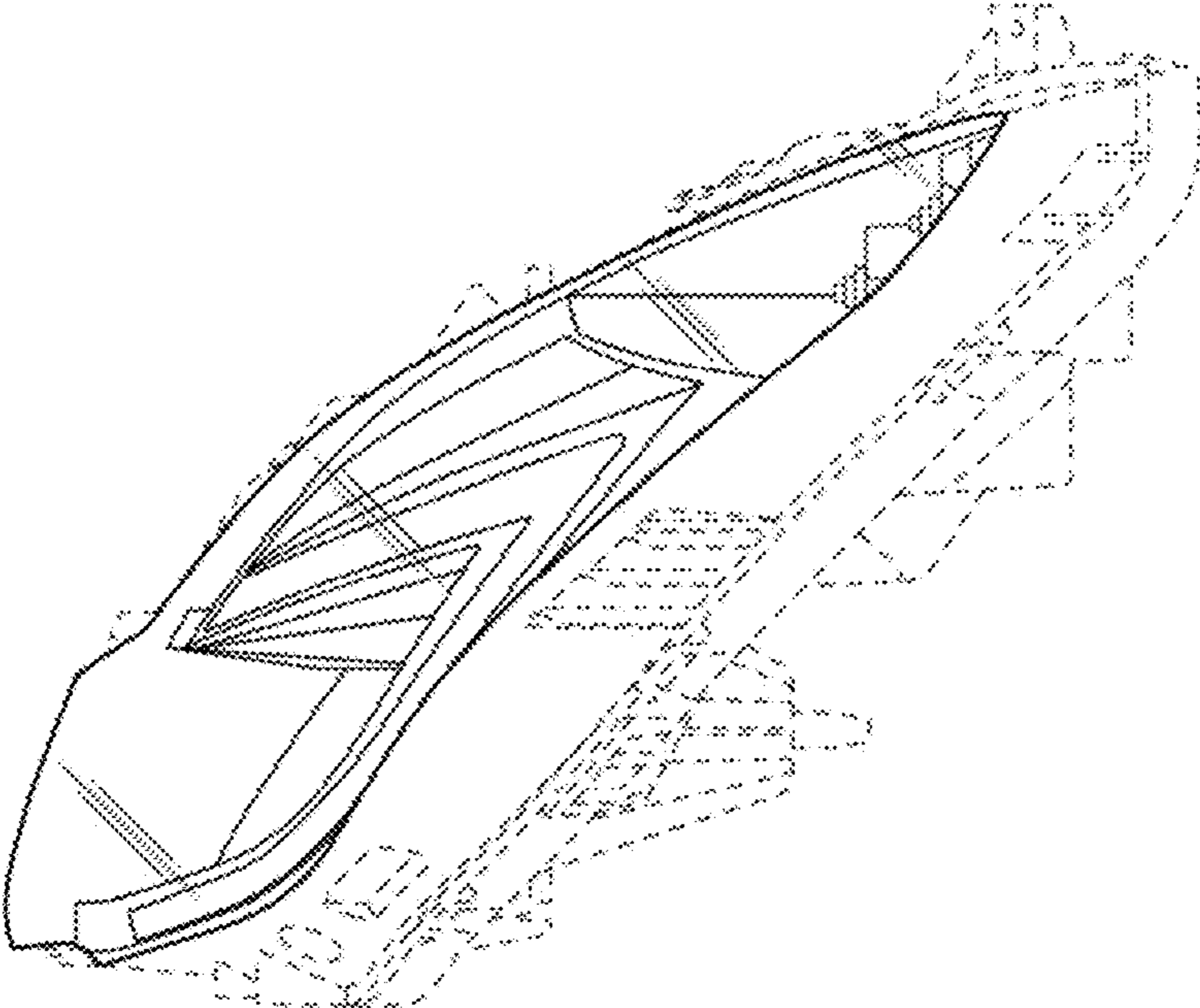


FIG. 5

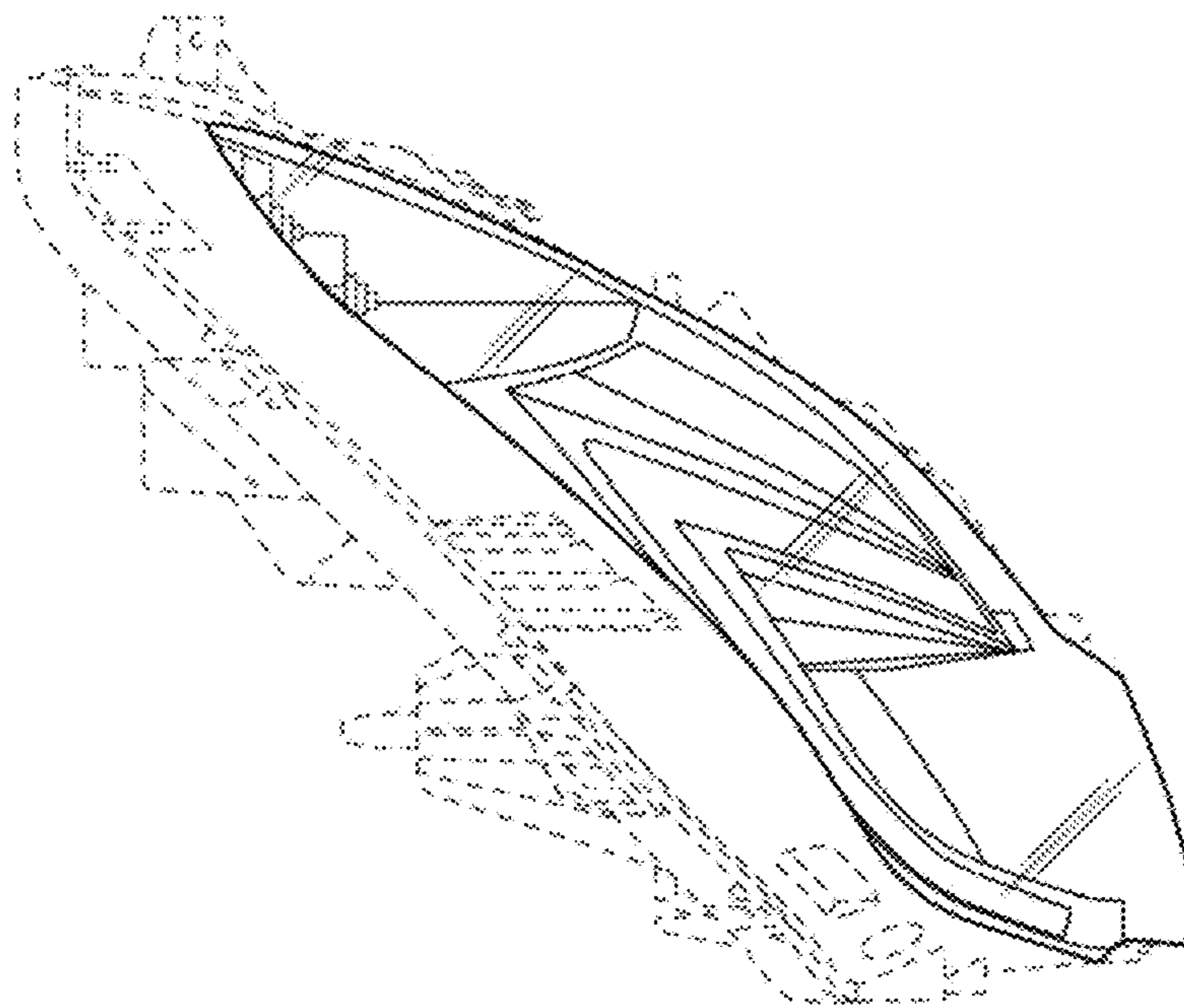


FIG. 6

