



US00D732203S

(12) **United States Design Patent**
Campbell et al.

(10) **Patent No.:** **US D732,203 S**

(45) **Date of Patent:** **** Jun. 16, 2015**

(54) **WINDOW FRAME PROFILE**

(71) Applicant: **ROYAL GROUP, INC.**, Atlanta, GA
(US)

(72) Inventors: **David Robert Campbell**, Orillia (CA);
Nina Sterlin, Thornhill (CA); **Phil**
Weber, Norwalk, IA (US)

(73) Assignee: **Royal Group, Inc.**, Atlanta, GA (US)

(**) Term: **14 Years**

(21) Appl. No.: **29/482,379**

(22) Filed: **Feb. 18, 2014**

(51) **LOC (10) Cl.** **25-01**

(52) **U.S. Cl.**
USPC **D25/124**

(58) **Field of Classification Search**
USPC D25/124; 52/204.1, 204.2, 204.5,
52/204.51, 656.5, 656.6, 213, 215, 208,
52/656.2, 656.7, 800.13, 717.01;
49/DIG. 2, 504

See application file for complete search history.

(56) **References Cited**

U.S. PATENT DOCUMENTS

5,557,894 A * 9/1996 Card 52/204.595
D603,978 S * 11/2009 Lockbeam D25/124
D615,666 S * 5/2010 Stephens D25/124

* cited by examiner

Primary Examiner — Doris Clark

(74) *Attorney, Agent, or Firm* — Hunton & Williams, LLP

(57) **CLAIM**

We claim the ornamental design for a window frame profile,
as shown and described.

DESCRIPTION

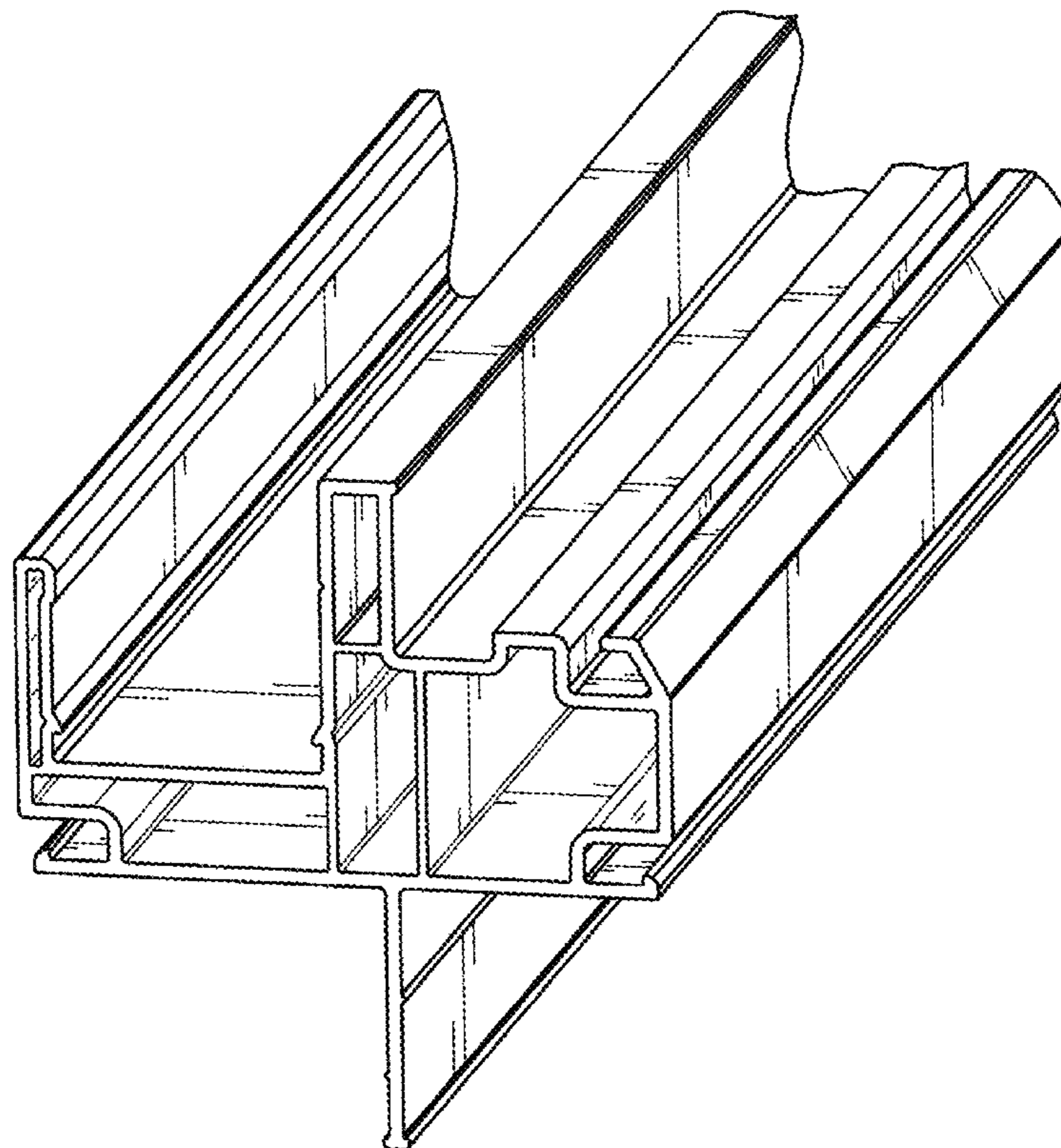
FIG. 1 is a fragmentary top right isometric view of a window
frame profile of the claimed design.

FIG. 2 is a fragmentary bottom left isometric view of a win-
dow frame profile of FIG. 1; and,

FIG. 3 is an end elevation view of the of the window frame
profile of FIG. 1.

The claimed design is broken on the end to indicate indeter-
minate length.

1 Claim, 3 Drawing Sheets



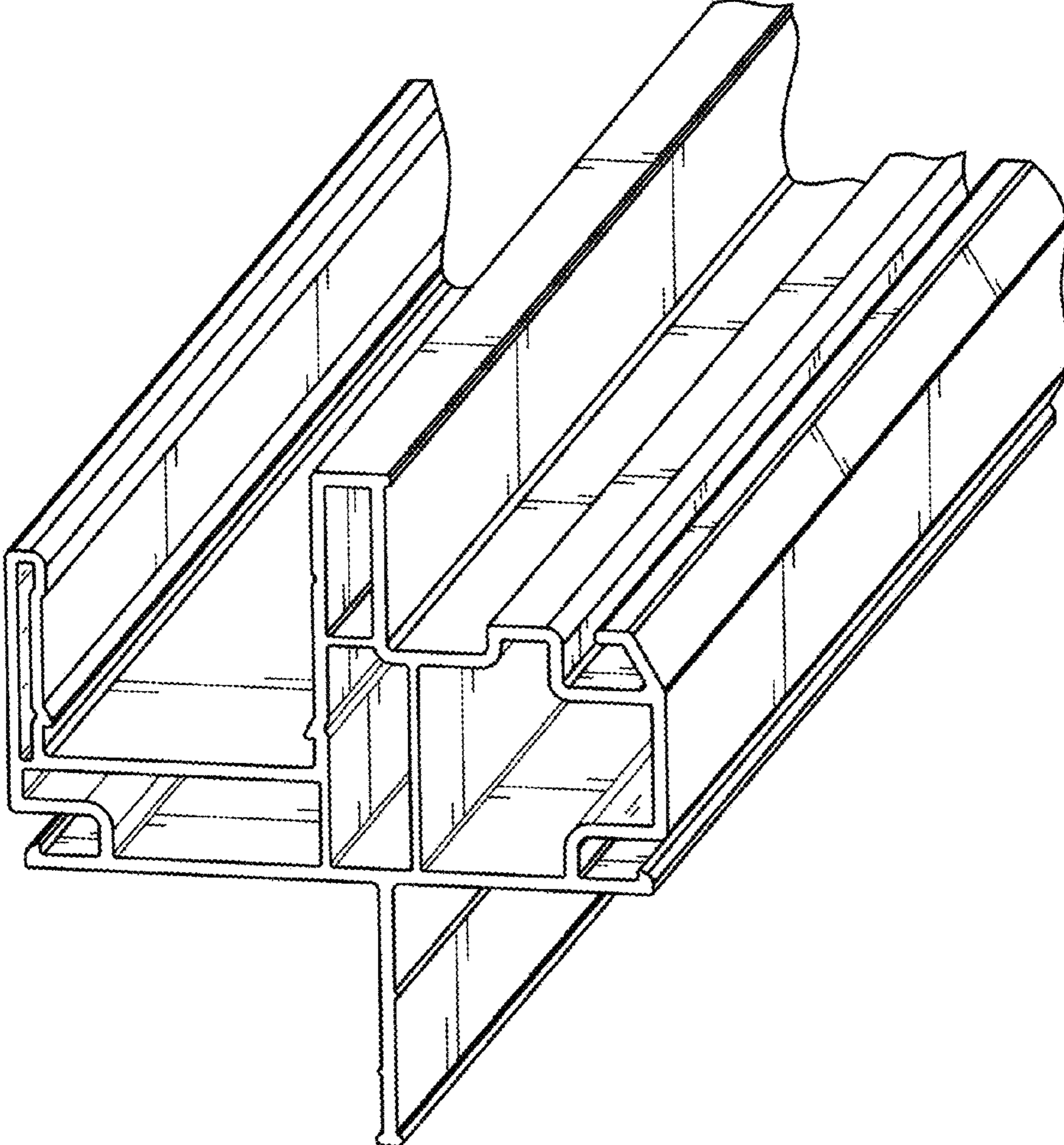


Fig. 1

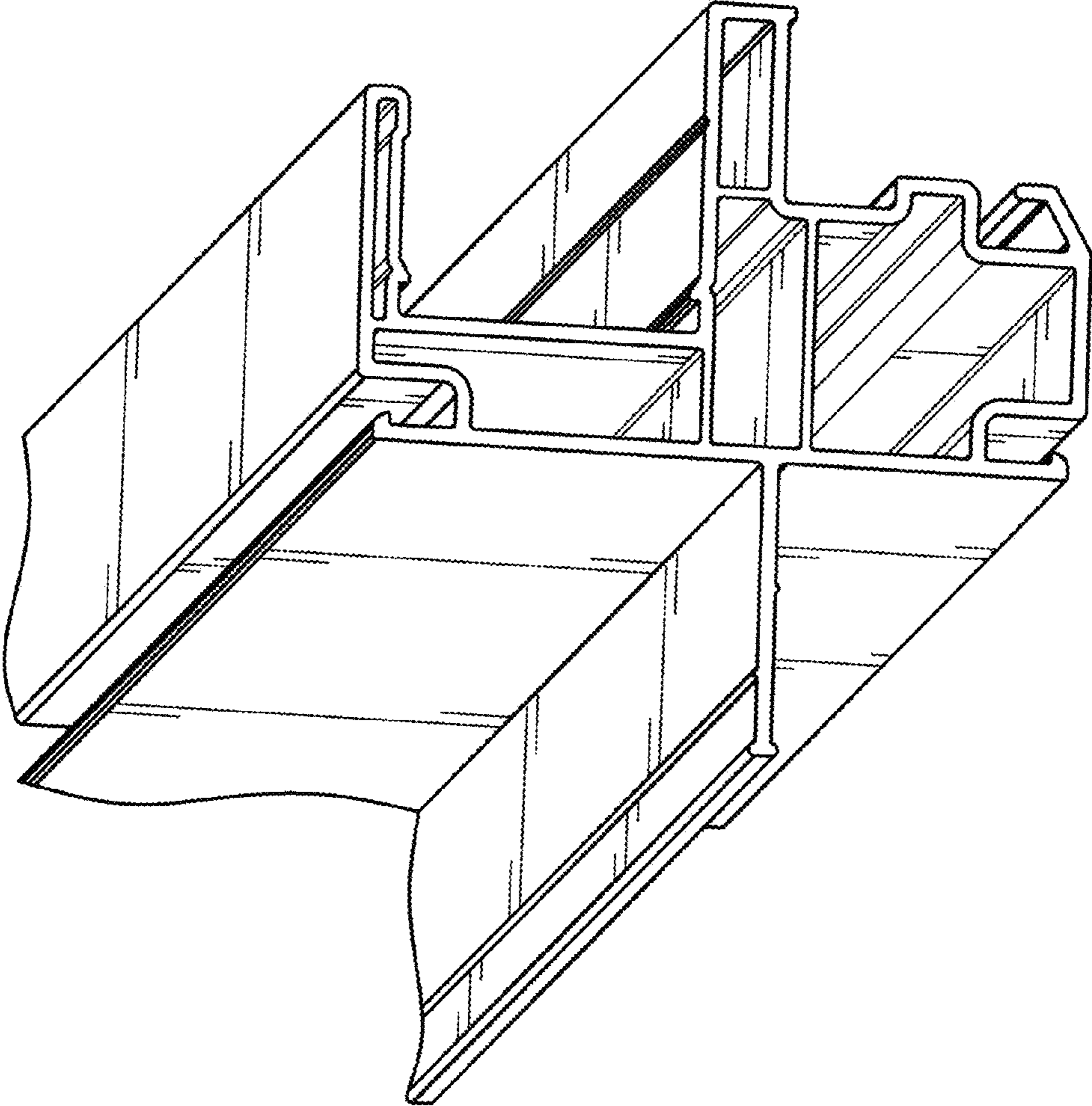


Fig. 2

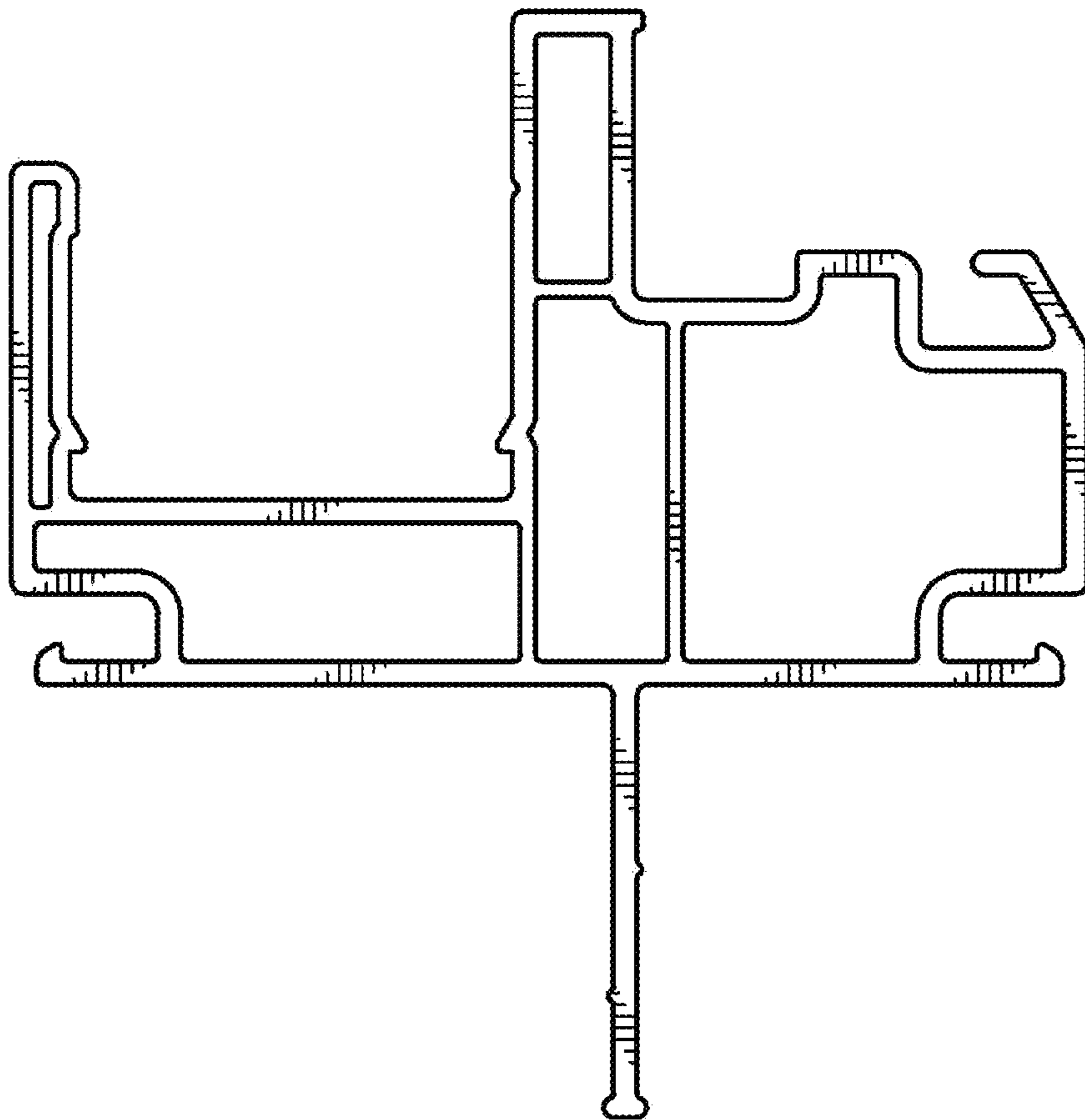


Fig. 3