



US00D732199S

(12) **United States Design Patent**  
**Price et al.**

(10) **Patent No.:** **US D732,199 S**  
(45) **Date of Patent:** **\*\* Jun. 16, 2015**

- (54) **SIMULATED WOOD PAVER**
- (71) Applicant: **Silver Creek Stoneworks Inc.,**  
Rochester, MN (US)
- (72) Inventors: **Jeffrey Paul Price, Rochester, MN (US);**  
**Stephen Dwayne Bennett, Mazeppa,**  
MN (US)
- (73) Assignee: **Silver Creek Stoneworks Inc.,**  
Rochester, MN (US)
- (\*\*) Term: **14 Years**
- (21) Appl. No.: **29/493,136**
- (22) Filed: **Jun. 5, 2014**
- (51) **LOC (10) Cl.** ..... **25-01**
- (52) **U.S. Cl.**  
USPC ..... **D25/113; D25/150**
- (58) **Field of Classification Search**  
USPC ..... D25/113–118, 164, 102, 138, 149–162,  
D25/199; 405/16, 284, 286; 52/503–505,  
52/574, 575, 596–612, 592.6, 561, 566,  
52/313; 404/27–42; D8/1; D5/20, 43, 44  
See application file for complete search history.

- (56) **References Cited**  
**U.S. PATENT DOCUMENTS**  
D239,295 S \* 3/1976 Dougherty ..... D25/150  
4,313,775 A \* 2/1982 Moore ..... 52/385  
5,295,339 A \* 3/1994 Manner ..... 52/518

- D428,500 S \* 7/2000 Wederski ..... D25/150
- D441,467 S \* 5/2001 Boone ..... D25/163
- D620,621 S \* 7/2010 McCurry et al. .... D25/139
- D639,982 S \* 6/2011 Dean ..... D25/150
- D671,230 S \* 11/2012 Lee ..... D25/150
- D679,423 S \* 4/2013 Rhee ..... D25/150
- D686,350 S \* 7/2013 Mussini ..... D25/149
- 2008/0187402 A1 \* 8/2008 Jennings ..... 405/284

\* cited by examiner


*Primary Examiner* — Anhdao Doan  
(74) *Attorney, Agent, or Firm* — Fish & Richardson P.C.

(57) **CLAIM**  
The ornamental design for a simulated wood paver, substantially as shown and described.

**DESCRIPTION**

FIG. 1 is a perspective view of a simulated wood paver.  
FIG. 2 is a front view of the simulated wood paver of FIG. 1.  
FIG. 3 is a rear view of the simulated wood paver of FIG. 1.  
FIG. 4 is a left side view of the simulated wood paver of FIG. 1.  
FIG. 5 is a right side view of the simulated wood paver of FIG. 1.  
FIG. 6 is a top view of the simulated wood paver of FIG. 1; and,  
FIG. 7 is a bottom view of the simulated wood paver of FIG. 1.  
The broken lines in the drawing views are included for the purpose of illustrating a portion of the simulated wood paver that forms no part of the claimed design.

**1 Claim, 4 Drawing Sheets**



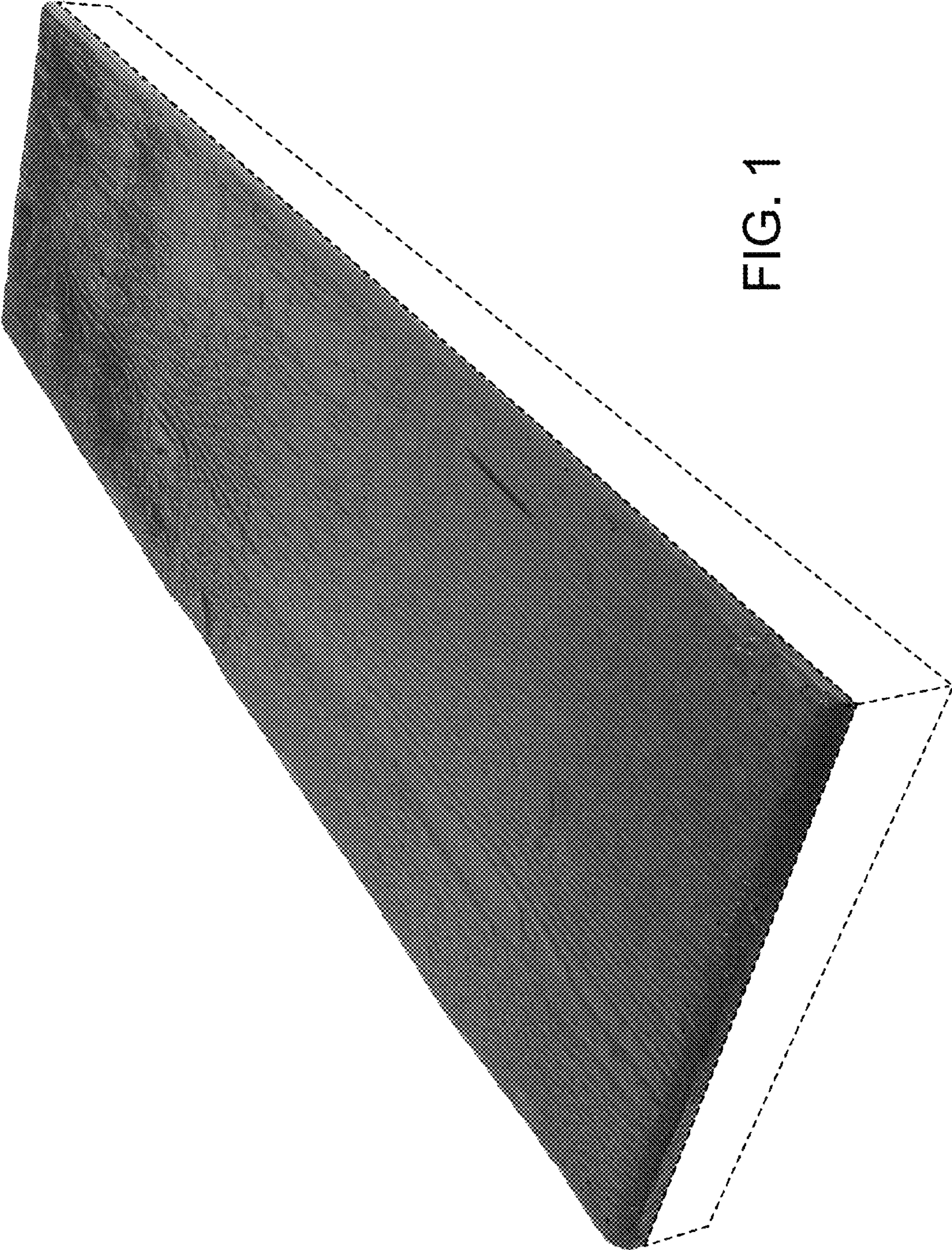


FIG. 1



FIG. 2



FIG. 3




FIG. 4




FIG. 5




FIG. 6




FIG. 7