



US00D732197S

(12) **United States Design Patent**  
**Price et al.**

(10) **Patent No.:** **US D732,197 S**  
(45) **Date of Patent:** **\*\* Jun. 16, 2015**

- (54) **SIMULATED WOOD PAVER**
- (71) Applicant: **Silver Creek Stoneworks Inc.,**  
Rochester, MN (US)
- (72) Inventors: **Jeffrey Paul Price, Rochester, MN (US);**  
**Stephen Dwayne Bennett, Mazeppa,**  
MN (US)
- (73) Assignee: **Silver Creek Stoneworks Inc.,**  
Rochester, MN (US)
- (\*\*) Term: **14 Years**
- (21) Appl. No.: **29/493,132**
- (22) Filed: **Jun. 5, 2014**
- (51) **LOC (10) Cl.** ..... **25-01**
- (52) **U.S. Cl.**  
USPC ..... **D25/113; D25/150**
- (58) **Field of Classification Search**  
USPC ..... D25/113–118, 164, 102, 138, 149–162,  
D25/199; 405/16, 284, 286; 52/503–505,  
52/574, 575, 596–612, 592.6, 561, 566,  
52/313; 404/27–42; D8/1; D5/20, 43, 44  
See application file for complete search history.

- (56) **References Cited**  
**U.S. PATENT DOCUMENTS**  
D239,295 S \* 3/1976 Dougherty ..... D25/150  
4,313,775 A \* 2/1982 Moore ..... 52/385  
5,295,339 A \* 3/1994 Manner ..... 52/518

D428,500 S *	7/2000	Wederski	.....	D25/150
D441,467 S *	5/2001	Boone	.....	D25/163
D620,621 S *	7/2010	McCurry et al.	.....	D25/139
D639,982 S *	6/2011	Dean	.....	D25/150
D671,230 S *	11/2012	Lee	.....	D25/150
D679,423 S *	4/2013	Rhee	.....	D25/150
D686,350 S *	7/2013	Mussini	.....	D25/149
2008/0187402 A1 *	8/2008	Jennings	.....	405/284

\* cited by examiner

*Primary Examiner* — Anhdao Doan

(74) *Attorney, Agent, or Firm* — Fish & Richardson P.C.


(57) **CLAIM**

The ornamental design for a simulated wood paver, substantially as shown and described.

**DESCRIPTION**

FIG. 1 is a perspective view of a simulated wood paver.  
 FIG. 2 is a front view of the simulated wood paver of FIG. 1.  
 FIG. 3 is a rear view of the simulated wood paver of FIG. 1.  
 FIG. 4 is a left side view of the simulated wood paver of FIG. 1.  
 FIG. 5 is a right side view of the simulated wood paver of FIG. 1.  
 FIG. 6 is a top view of the simulated wood paver of FIG. 1; and,  
 FIG. 7 is a bottom view of the simulated wood paver of FIG. 1.  
 The broken lines in drawing views are included for the purpose of illustrating a portion of the simulated wood paver that forms no part of the claimed design.

**1 Claim, 3 Drawing Sheets**






FIG. 1



FIG. 2



FIG. 3




FIG. 4




FIG. 5




FIG. 6



FIG. 7