



US00D732173S

(12) **United States Design Patent**  
**Reaser, Jr.**

(10) **Patent No.:** **US D732,173 S**  
(45) **Date of Patent:** **\*\* \*Jun. 16, 2015**

(54) **CARDIAC MONITOR**

(71) Applicant: **Vernon N. Reaser, Jr.**, Victoria, TX  
(US)

(72) Inventor: **Vernon N. Reaser, Jr.**, Victoria, TX  
(US)

(\* ) Notice: This patent is subject to a terminal disclaimer.

(\*\*) Term: **14 Years**

(21) Appl. No.: **29/435,055**

(22) Filed: **Oct. 18, 2012**

(51) **LOC (10) Cl.** ..... **24-01**

(52) **U.S. Cl.**  
USPC ..... **D24/167**

(58) **Field of Classification Search**  
USPC ..... D24/165-168, 186, 187; 607/5-8, 10,  
607/36, 37

See application file for complete search history.

(56) **References Cited**

**U.S. PATENT DOCUMENTS**

4,836,823 A \* 6/1989 Laven ..... 428/7  
D362,070 S \* 9/1995 Willis ..... D24/186

D364,102 S \* 11/1995 Coleman, Jr. .... D10/46.1  
D377,983 S \* 2/1997 Sabri et al. .... D24/167  
D446,740 S \* 8/2001 Cruitt ..... D10/104.1  
D449,147 S \* 10/2001 Herwig ..... D1/112  
D491,711 S \* 6/2004 Arbaugh, II ..... D1/112  
D501,801 S \* 2/2005 Wolff ..... D10/97  
D525,711 S \* 7/2006 Lewandowski ..... D24/200  
D561,900 S \* 2/2008 Becsi ..... D24/187  
D639,437 S \* 6/2011 Bishay et al. .... D24/167  
8,150,502 B2 \* 4/2012 Kumar et al. .... 600/509  
2008/0249426 A1 \* 10/2008 Kuo et al. .... 600/523

\* cited by examiner

*Primary Examiner* — Anhdao Doan

(74) *Attorney, Agent, or Firm* — Seth A. Horwitz; Robert O. Groover, III; Gwendolyn S. S. Groover

(57) **CLAIM**

The ornamental design for a cardiac monitor, as shown and described.

**DESCRIPTION**

FIG. 1 is a front view of a cardiac monitor showing my new design.

FIG. 2 is a back view according to FIG. 1.

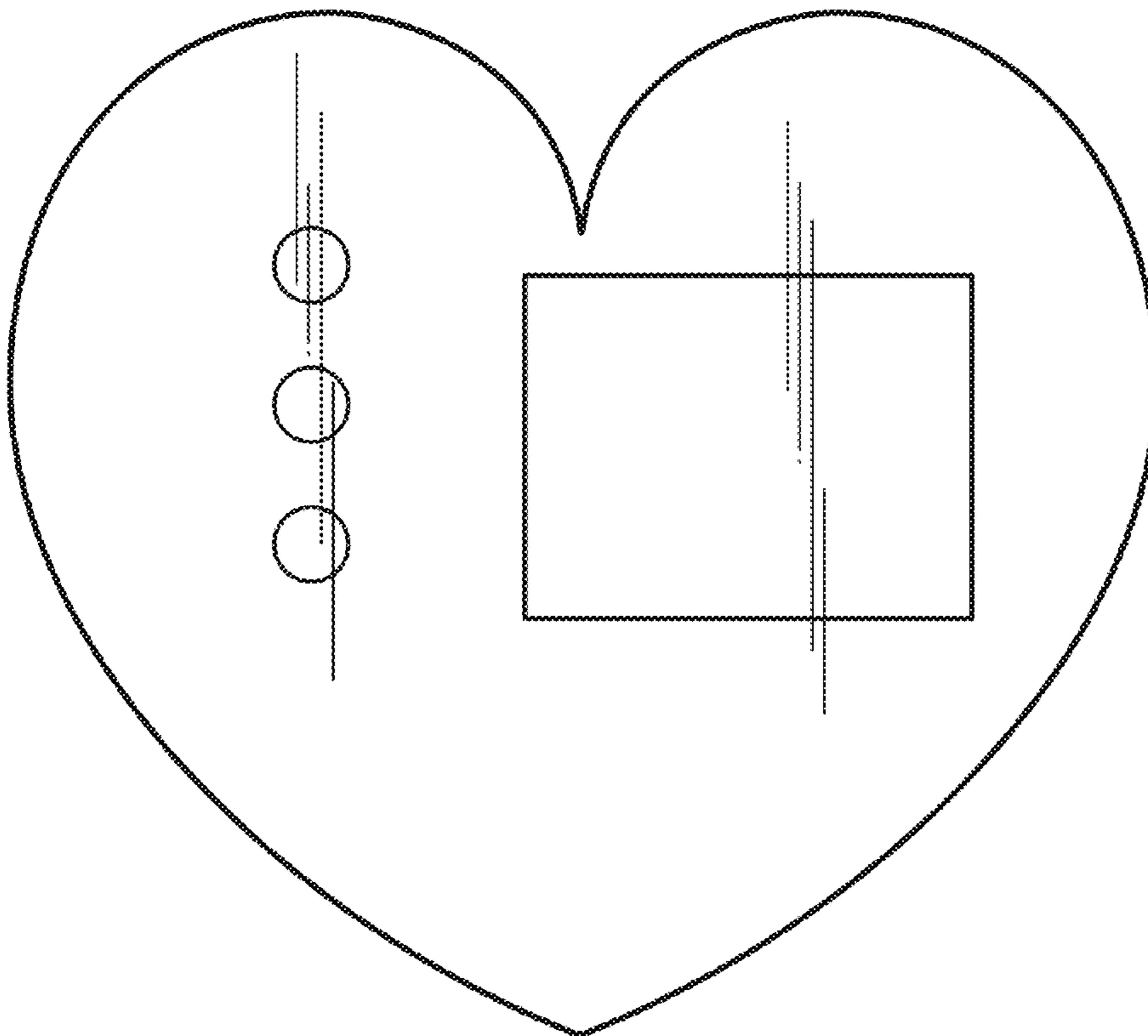
FIG. 3 is a top view according to FIG. 1.

FIG. 4 is a bottom view according to FIG. 1.

FIG. 5 is a left view according to FIG. 1; and,

FIG. 6 is a right view according to FIG. 1.

**1 Claim, 2 Drawing Sheets**



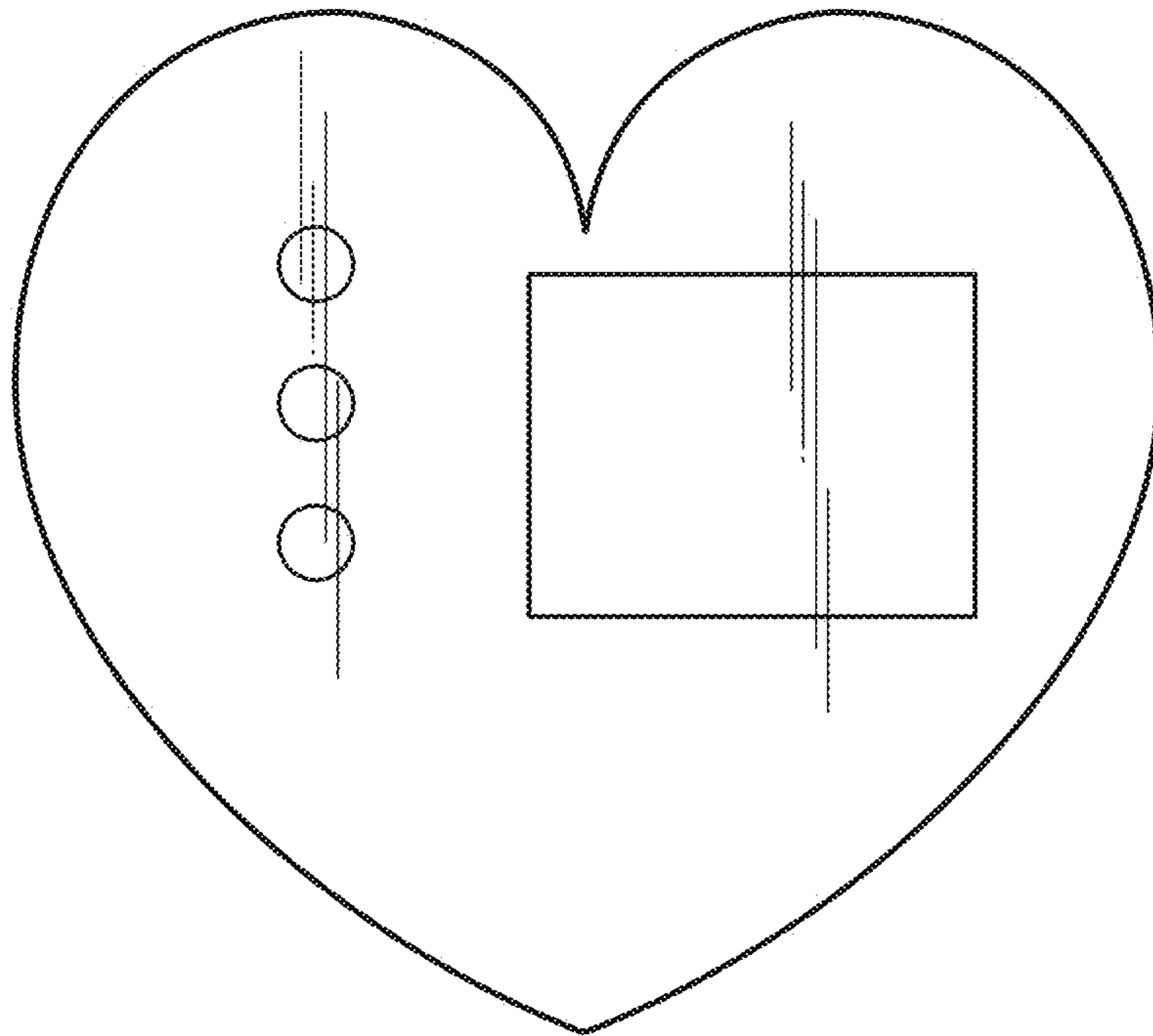


FIG. 1

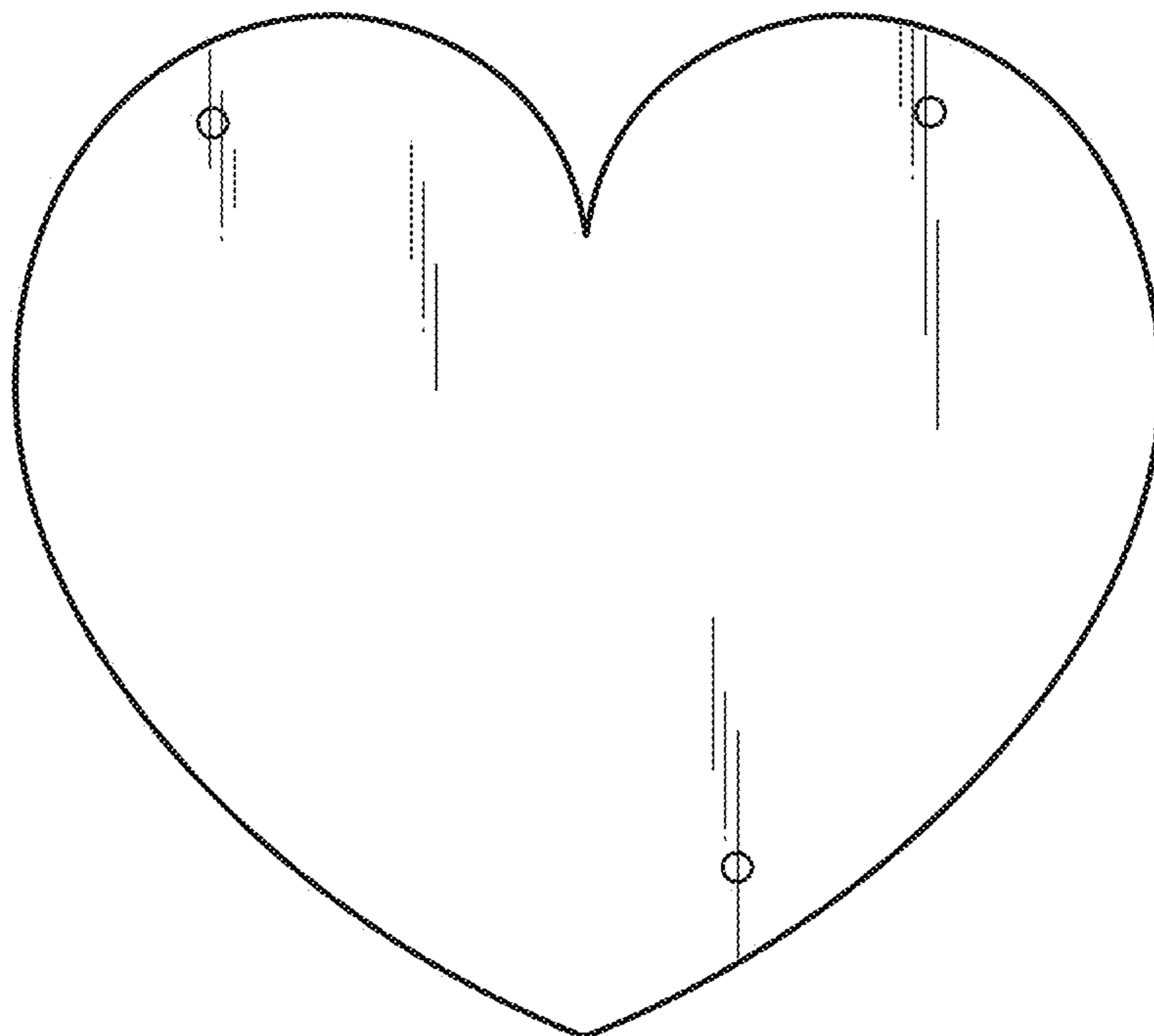


FIG. 2

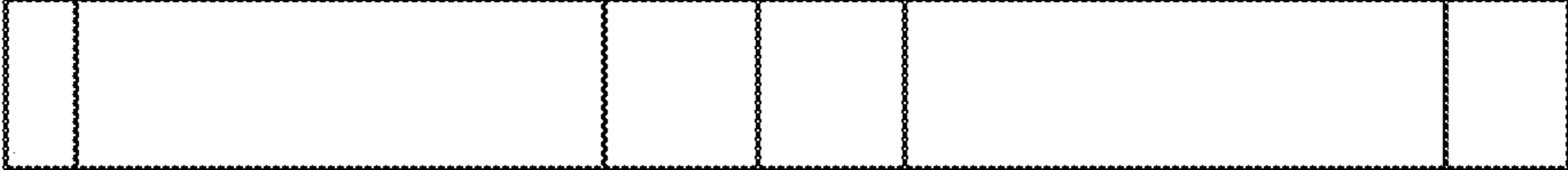


FIG. 3




FIG. 5




FIG. 6




FIG. 4