



US00D732172S

(12) **United States Design Patent**
Okazaki et al.

(10) **Patent No.:** **US D732,172 S**
(45) **Date of Patent:** **** Jun. 16, 2015**

(54) **FILTER CARTRIDGE FOR CLEANING WATER OF ENDOSCOPE**

(71) Applicant: **mitsubishi rayon co., ltd.**,
Tokyo (JP)

(72) Inventors: **Hiroyuki Okazaki**, Aichi (JP); **Yoshie Tanizaki**, Aichi (JP)

(73) Assignee: **mitsubishi rayon co., ltd.**,
Tokyo (JP)

(**) Term: **14 Years**

(21) Appl. No.: **29/499,219**

(22) Filed: **Aug. 13, 2014**

(30) **Foreign Application Priority Data**

Feb. 18, 2014 (JP) 2014-003285

Feb. 18, 2014 (JP) 2014-003286

(51) **LOC (10) Cl.** **24-00**

(52) **U.S. Cl.**
USPC **D24/162**

(58) **Field of Classification Search**
USPC D24/162, 216, 110.4, 110.1, 110, 110.6,
D24/111, 164, 176; 128/201.25, 206.15,
128/206.17, 206.16; D23/209, 207;
210/435, 455, 266; D15/5; D7/400
CPC A62B 17/04; A62B 18/10; A62B 23/02;
A61M 16/0497; B01D 23/28; C02F 1/003
See application file for complete search history.

(56) **References Cited**

U.S. PATENT DOCUMENTS

D317,201 S * 5/1991 Sone D24/162
D343,682 S * 1/1994 Cattaoris et al. D24/162

D351,230 S * 10/1994 Rakin et al. D24/162
D357,686 S * 4/1995 Sanford D15/5
D361,379 S * 8/1995 Sancoff et al. D24/111
D384,415 S * 9/1997 Maloney et al. D24/162
D396,603 S * 8/1998 Gasser D7/400
D500,836 S * 1/2005 Nishi et al. D23/209
D504,935 S * 5/2005 Taneike et al. D23/207
D526,413 S * 8/2006 Baker et al. D24/164
D626,652 S * 11/2010 Klecker et al. D24/176
D634,429 S * 3/2011 Nordgren et al. D24/164
D676,567 S * 2/2013 van den Engh D24/216
D690,813 S * 10/2013 Bizzell et al. D24/162
D692,556 S * 10/2013 Winter D24/110.6
D708,749 S * 7/2014 Appling et al. D24/162
2013/0193060 A1 * 8/2013 Takeda et al. 210/435
2014/0138303 A1 * 5/2014 Takeda et al. 210/455
2014/0217005 A1 * 8/2014 Takeda 210/266

* cited by examiner

Primary Examiner — Holly Baynham

Assistant Examiner — Rhea Shields

(74) *Attorney, Agent, or Firm* — Jianq Chyun IP Office

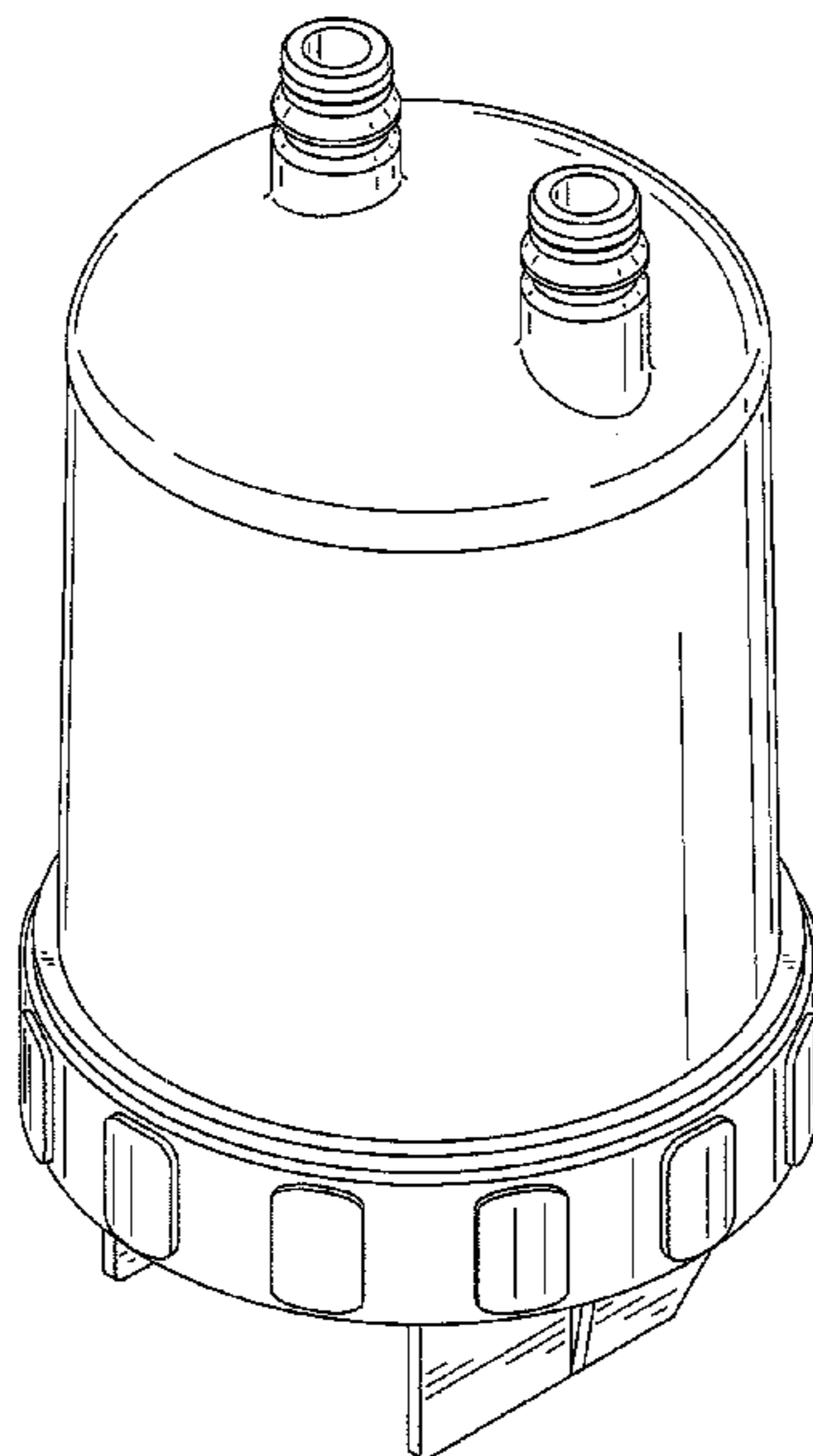
(57) **CLAIM**

The ornamental design for a filter cartridge for cleaning water of endoscope, as shown and described.

DESCRIPTION

FIG. 1 is a perspective view of a filter cartridge for cleaning water of endoscope showing our new design;
FIG. 2 is another perspective view thereof;
FIG. 3 is a front view thereof;
FIG. 4 is a rear view thereof;
FIG. 5 is a left side view thereof;
FIG. 6 is a right side view thereof;
FIG. 7 is a top view thereof;
FIG. 8 is a bottom view thereof; and,
FIG. 9 is a cross-sectional view thereof taken along line 9-9 in FIG. 7.

1 Claim, 8 Drawing Sheets



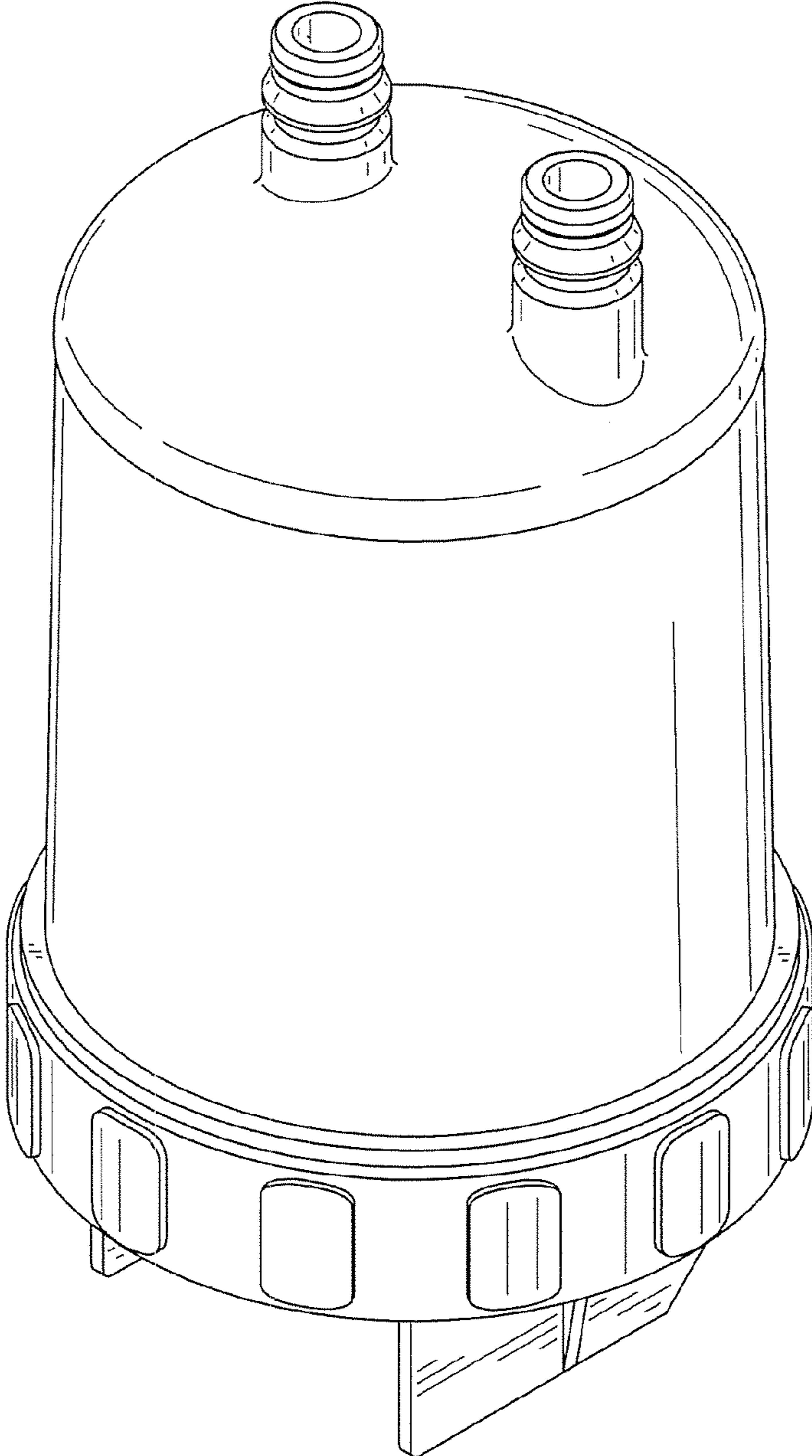


FIG. 1

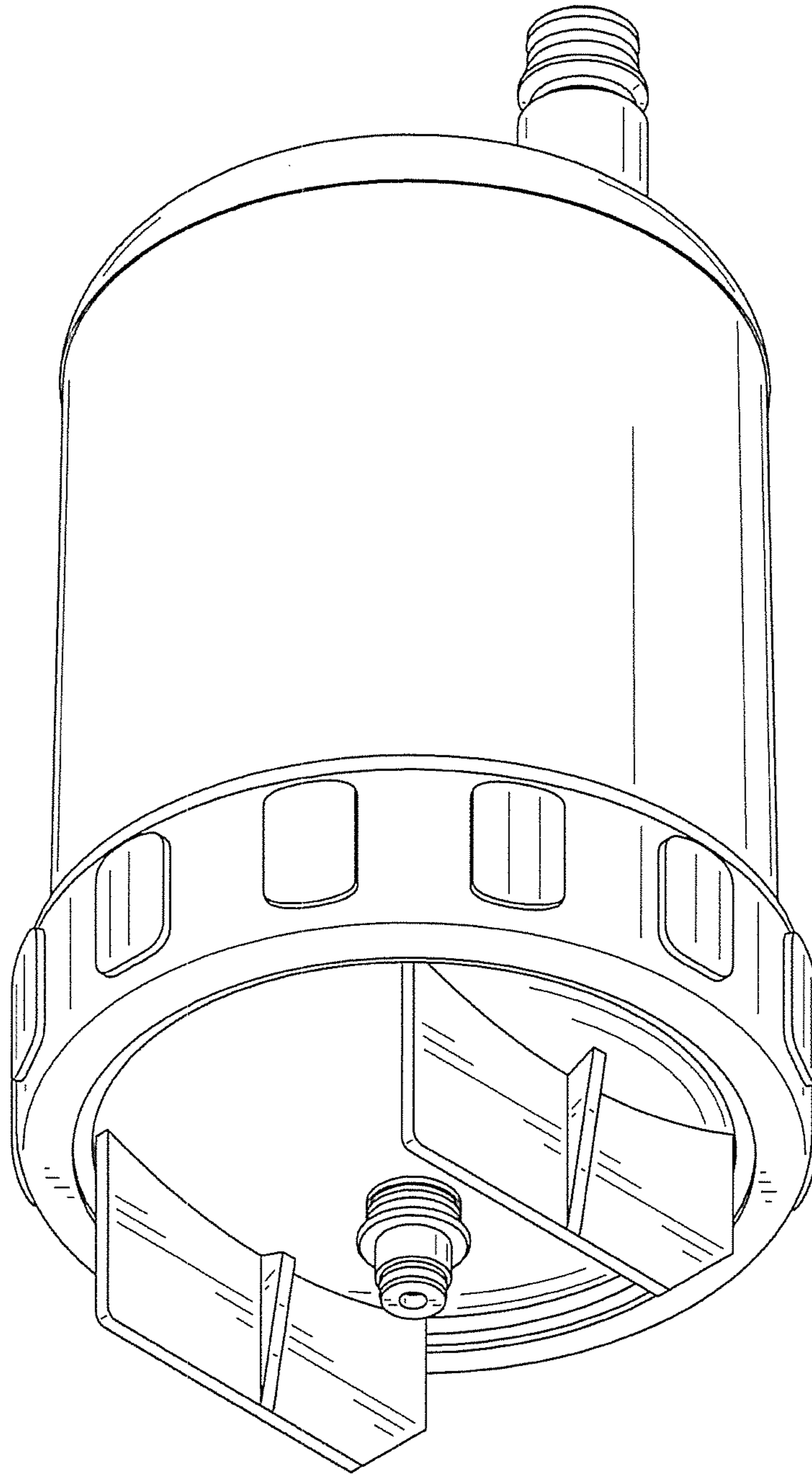


FIG. 2




FIG. 3




FIG. 4




FIG. 5




FIG. 6

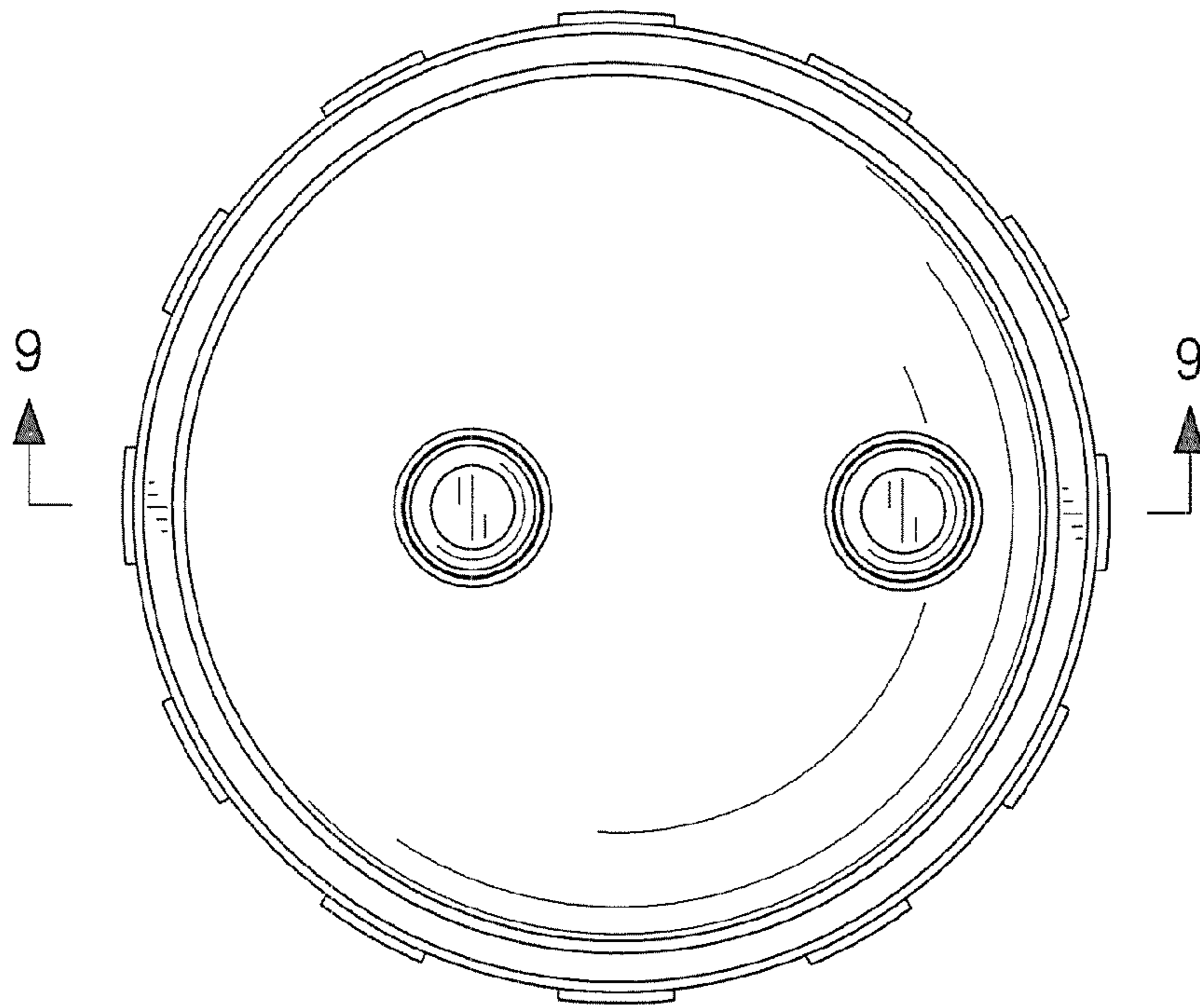


FIG. 7

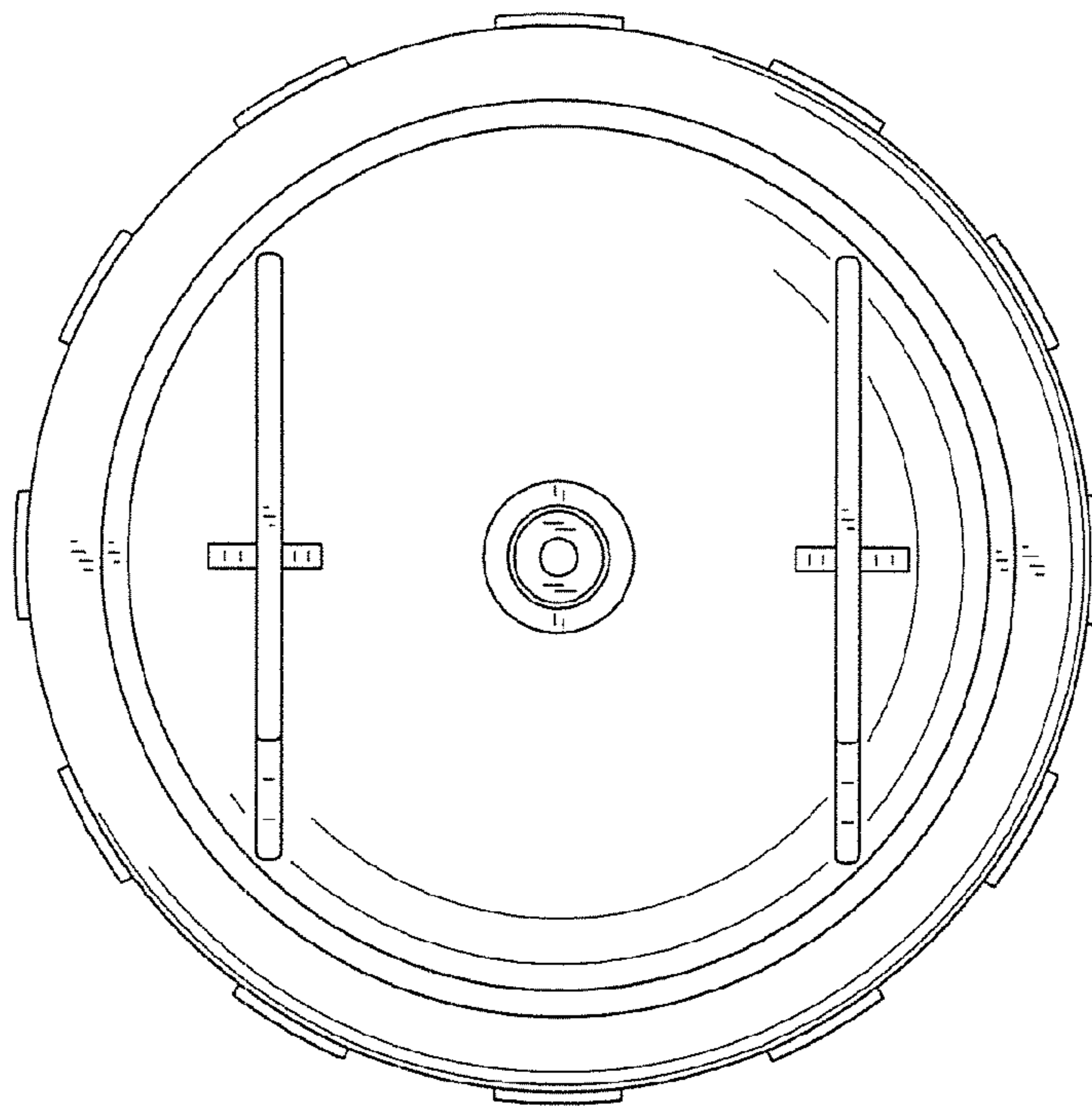


FIG. 8




FIG. 9