



US00D732154S

(12) **United States Design Patent**  
**Luenser**

(10) **Patent No.:** **US D732,154 S**  
(45) **Date of Patent:** **\*\* Jun. 16, 2015**

(54) **VAPORIZER FOR TOBACCO, MEDICATIONS,  
AND THE LIKE**

(71) Applicant: **Carl D. Luenser**, Blue Island, IL (US)

(72) Inventor: **Carl D. Luenser**, Blue Island, IL (US)

(\*\*) Term: **14 Years**

(21) Appl. No.: **29/438,104**

(22) Filed: **Nov. 26, 2012**

(51) **LOC (10) Cl.** ..... **28-99**

(52) **U.S. Cl.**  
USPC ..... **D23/366**

(58) **Field of Classification Search**  
USPC ..... D23/355, 359, 360, 364, 365, 386, 392,  
D23/393, 401; D6/663, 667, 675; D5/1-3  
CPC ..... A61L 9/00; A61L 9/02; A61L 9/03;  
A61L 9/032; A61L 9/035; A61L 9/037;  
A61L 9/04; A61L 9/12; A61L 9/22  
See application file for complete search history.

(56) **References Cited**

**U.S. PATENT DOCUMENTS**

2,505,787 A 5/1950 Munkacsi et al.  
4,041,630 A 8/1977 Holbrook  
D253,907 S \* 1/1980 Wentworth et al. .... D23/360  
D288,630 S 3/1987 Haugen

D370,253 S \* 5/1996 Yuen ..... D23/355  
D381,211 S 7/1997 Aries et al.  
5,915,734 A 6/1999 Minehart  
D475,444 S \* 6/2003 Laferriere et al. .... D23/364  
D482,109 S \* 11/2003 Woods ..... D23/364  
D482,110 S \* 11/2003 Laferriere et al. .... D23/364  
D482,111 S \* 11/2003 Laferriere et al. .... D23/364  
D492,018 S \* 6/2004 Schroder ..... D23/364  
D509,367 S 9/2005 Kennedy  
D624,639 S \* 9/2010 Dilorenzo ..... D23/365  
D641,617 S \* 7/2011 Steenberg ..... D9/431

\* cited by examiner

*Primary Examiner* — Sandra Snapp

(74) *Attorney, Agent, or Firm* — Richard L. Miller

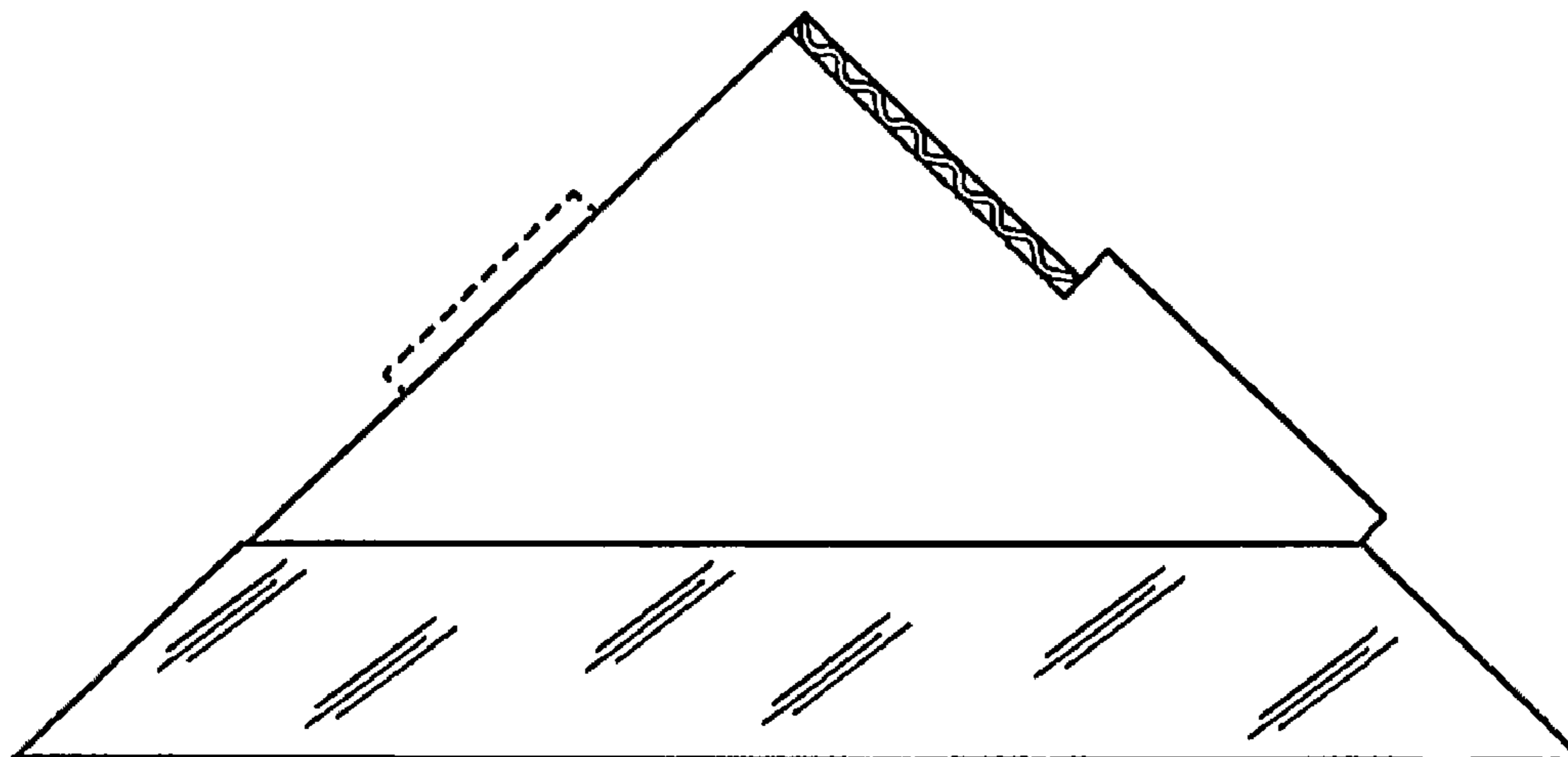
(57) **CLAIM**

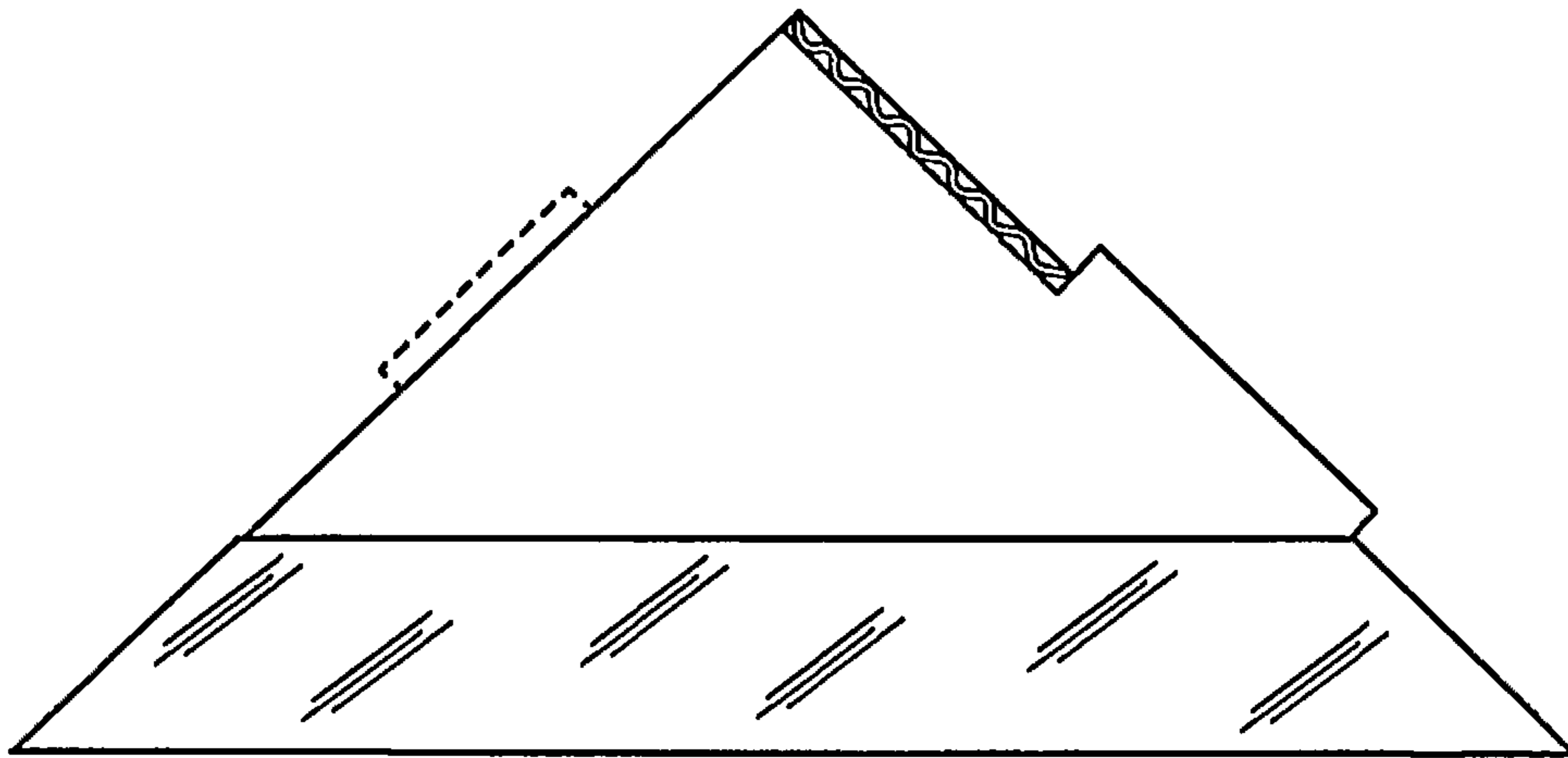
The ornamental design for a vaporizer for tobacco, medications, and the like, as shown and described.

**DESCRIPTION**

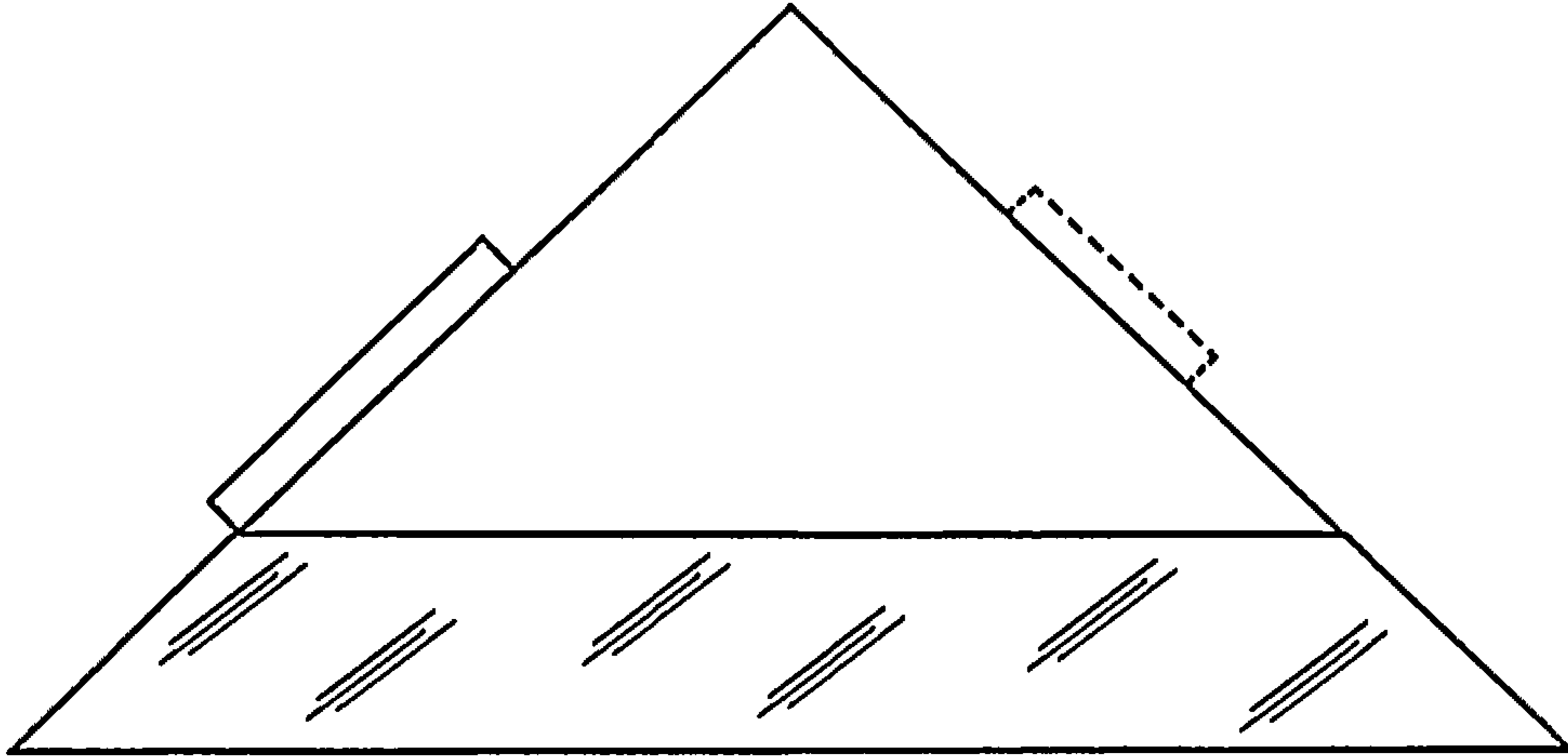
FIG. 1 is a left side elevational view of a vaporizer for tobacco, medications, and the like showing my new design; FIG. 2 is a right side elevational view thereof; FIG. 3 is a top plan view thereof; FIG. 4 is a bottom plan view thereof; FIG. 5 is a rear elevational view thereof; and, FIG. 6 is a front elevational view thereof. Any portion of any figure shown in broken lines are for environmental purposes only and form no part of the claimed design.

**1 Claim, 4 Drawing Sheets**

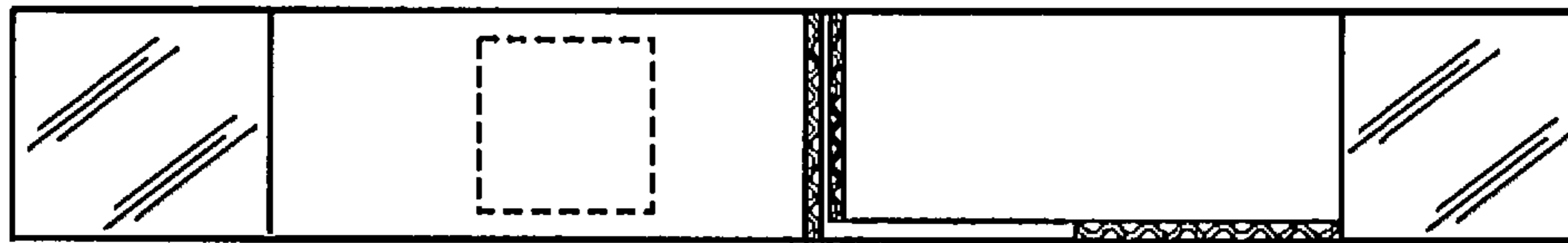




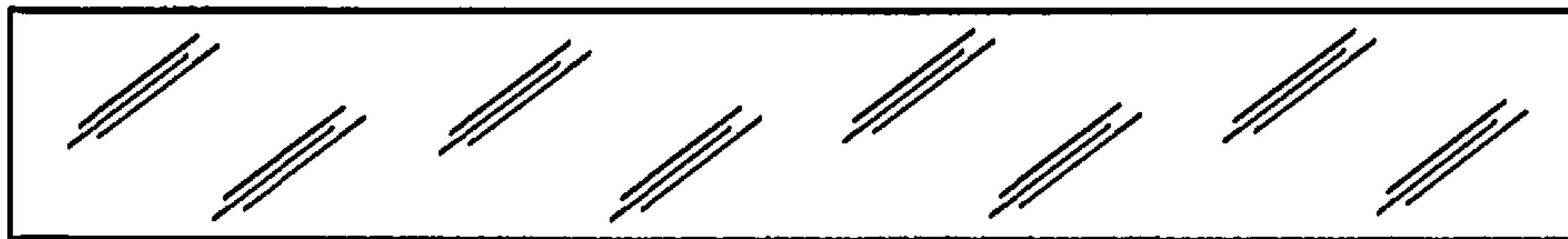
**FIG. 1**



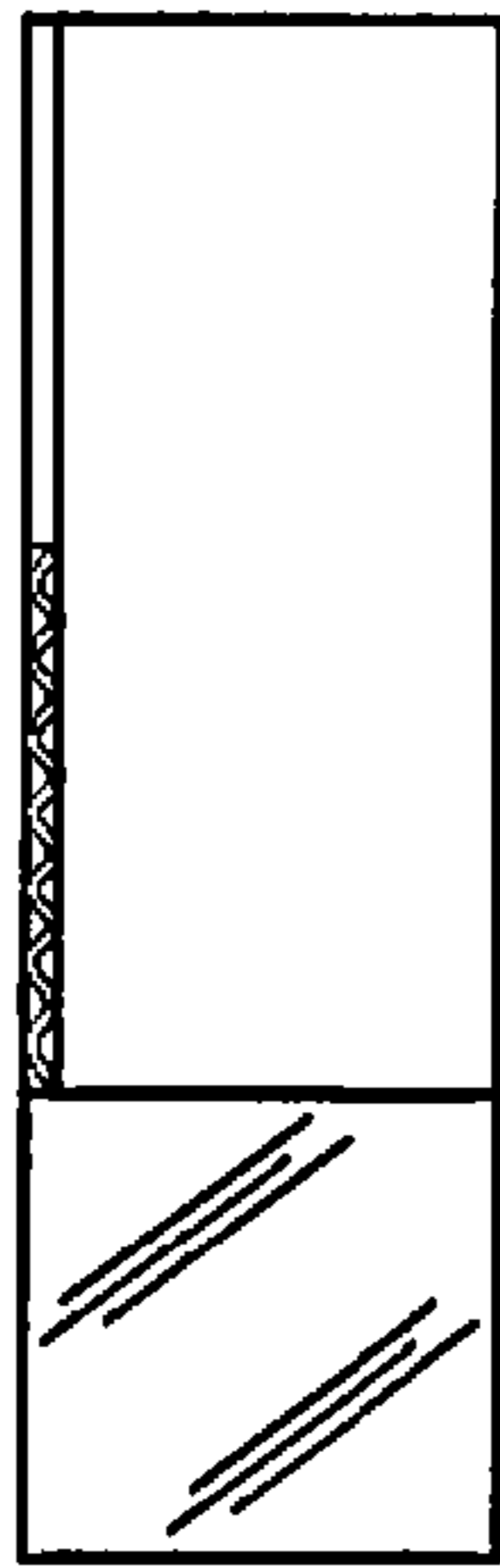
**FIG. 2**



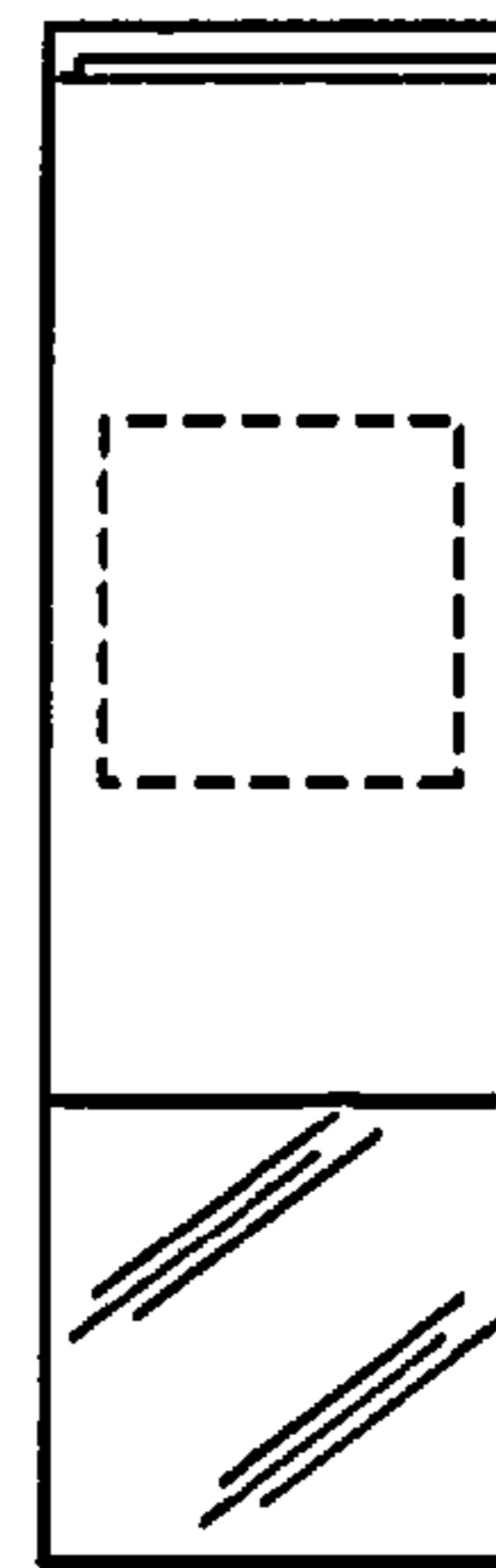
**FIG. 3**



**FIG. 4**



**FIG. 5**



**FIG. 6**