



US00D732148S

(12) **United States Design Patent**
Evans et al.

(10) **Patent No.:** **US D732,148 S**
(45) **Date of Patent:** **** Jun. 16, 2015**

- (54) **FLEXIBLE BUSHING**
- (71) Applicants: **James R. Evans**, Harmony, NC (US);
Ward A. Crosier, Statesville, NC (US)
- (72) Inventors: **James R. Evans**, Harmony, NC (US);
Ward A. Crosier, Statesville, NC (US)
- (73) Assignee: **SLADE, INC.**, Statesville, NC (US)
- (**) Term: **14 Years**
- (21) Appl. No.: **29/448,248**
- (22) Filed: **Mar. 11, 2013**
- (51) **LOC (10) Cl.** **23-01**
- (52) **U.S. Cl.**
USPC **D23/269**
- (58) **Field of Classification Search**
USPC D23/259, 260, 262, 264, 266, 269;
D34/29; 277/345, 479, 500, 510-512,
277/543, 602, 608, 625, 626; 285/95, 105,
285/232, 337, 370
See application file for complete search history.

6,126,170	A *	10/2000	Weehunt	277/510
6,367,809	B1 *	4/2002	Weehunt	277/510
6,651,988	B2 *	11/2003	Terpay et al.	277/560
D555,328	S *	11/2007	Gilbert-Biro et al.	D2/624
7,744,474	B2 *	6/2010	Valovick	464/162
7,748,689	B2 *	7/2010	Thibault et al.	267/140.12
D636,817	S *	4/2011	Elder	D19/62
D681,175	S *	4/2013	Evans et al.	D23/269
2007/0034465	A1 *	2/2007	Thompson et al.	188/322.16
2012/0228832	A1 *	9/2012	Evans et al.	277/500
2014/0374994	A1 *	12/2014	Monteil	277/314
2014/0374995	A1 *	12/2014	Monteil et al.	277/314

* cited by examiner

Primary Examiner — Eric Goodman
Assistant Examiner — Daniel J Domino
(74) *Attorney, Agent, or Firm* — Ralph Dougherty

(57) **CLAIM**
The ornamental design for a flexible bushing, as shown and described.

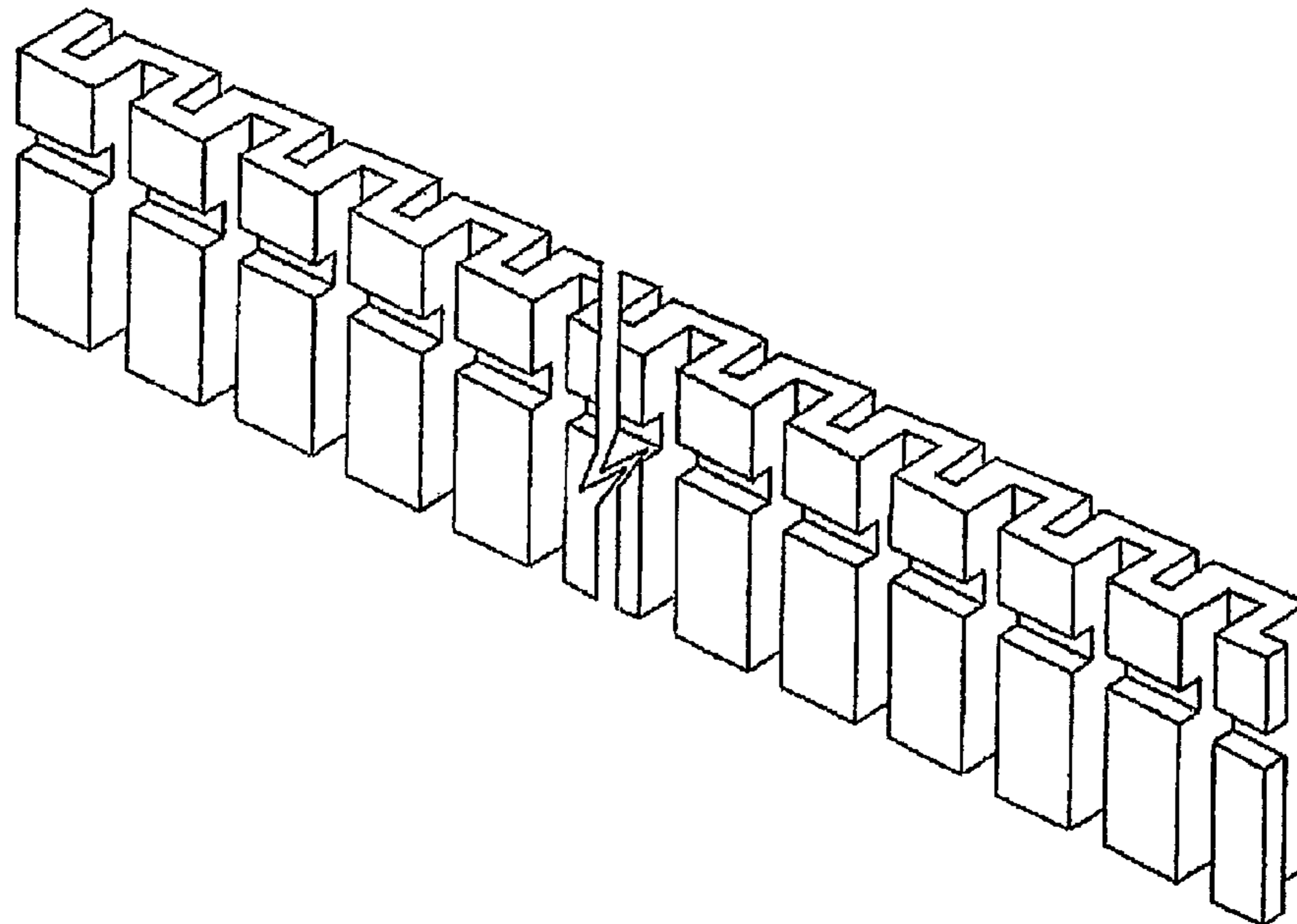
DESCRIPTION

FIG. 1 is a perspective view of a flexible bushing showing our new design;
FIG. 2 is a bottom view thereof;
FIG. 3 is a front view thereof;
FIG. 4 is a top view thereof;
FIG. 5 is a rear view thereof.
FIG. 6 is a left end thereof; and,
FIG. 7 is a right end view thereof.
The flexible bushing is shown with a symbolic break in its length. The appearance of any portion of the bushing between the break lines forms no part of the claimed design.

1 Claim, 2 Drawing Sheets

(56) **References Cited**
U.S. PATENT DOCUMENTS

D50,389	S *	2/1917	Joslin	D23/269
D51,579	S *	12/1917	Beynon	D23/269
1,656,628	A *	1/1928	Gits	474/238
3,055,669	A *	9/1962	Knoebel	277/478
3,695,622	A *	10/1972	Davis et al.	277/435
3,768,818	A *	10/1973	Minegishi	267/1.5
5,013,053	A *	5/1991	Champlin	277/516
5,407,213	A *	4/1995	Ouchi et al.	277/317
D427,741	S *	7/2000	Dohr	D34/29



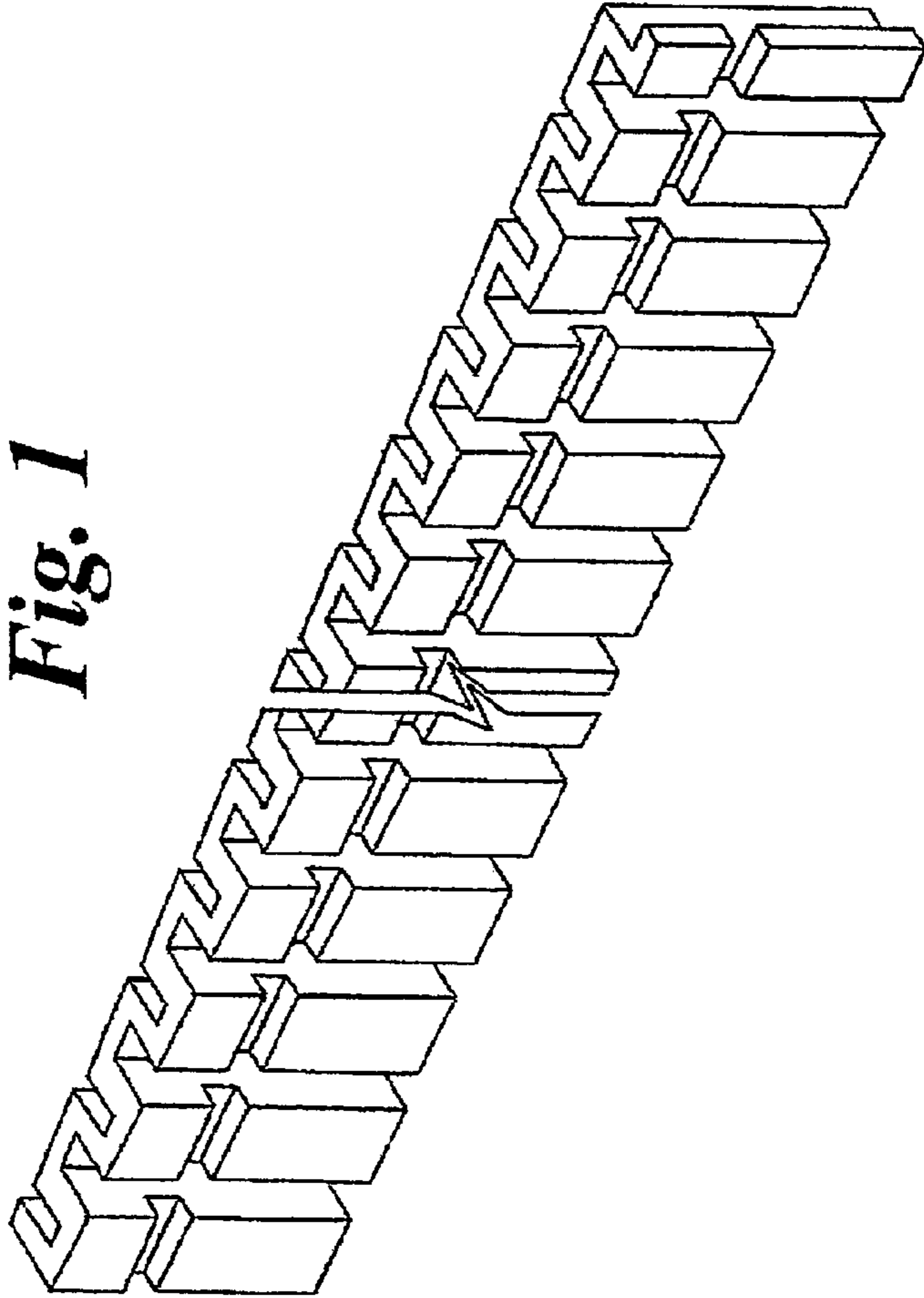
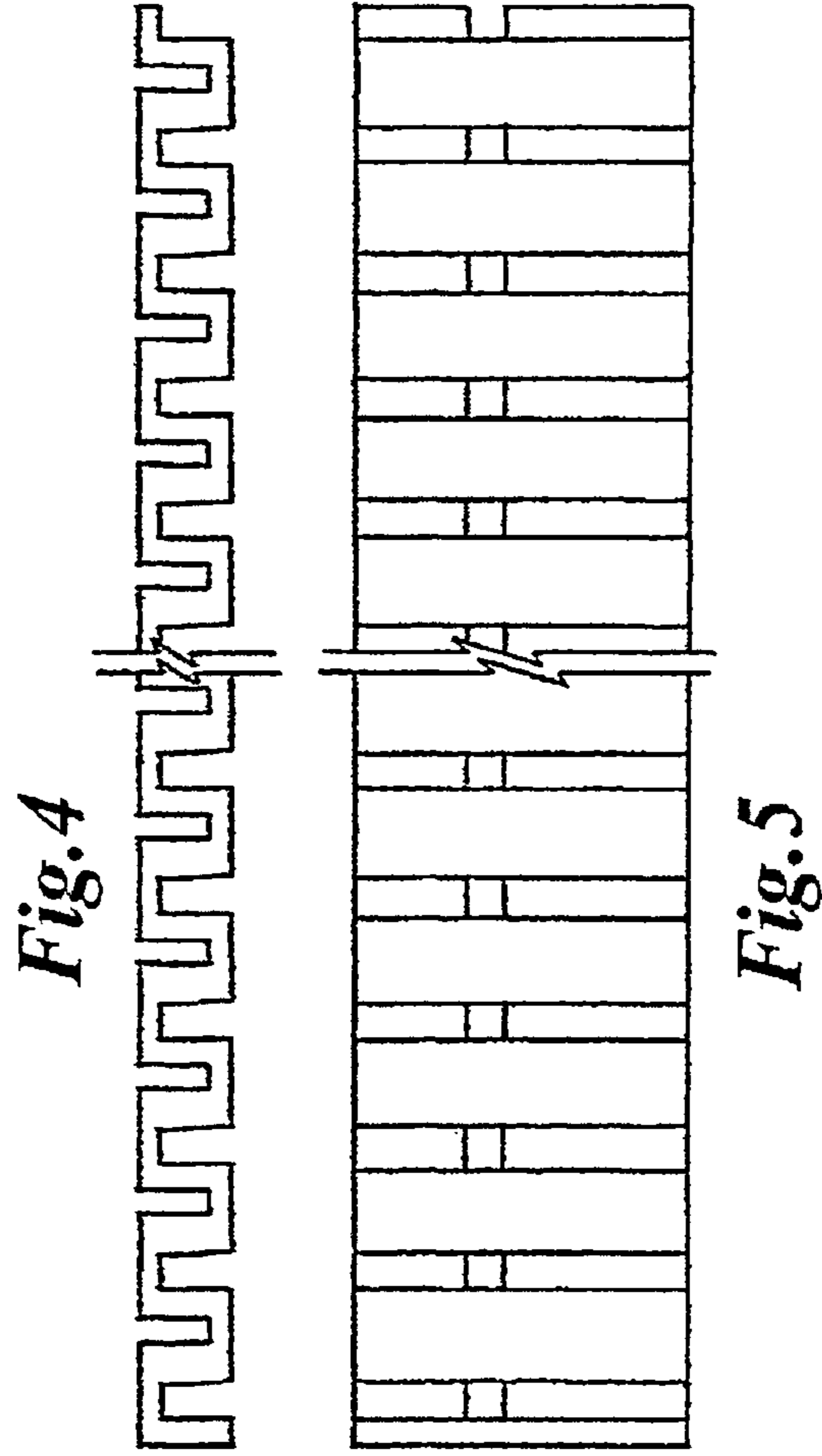
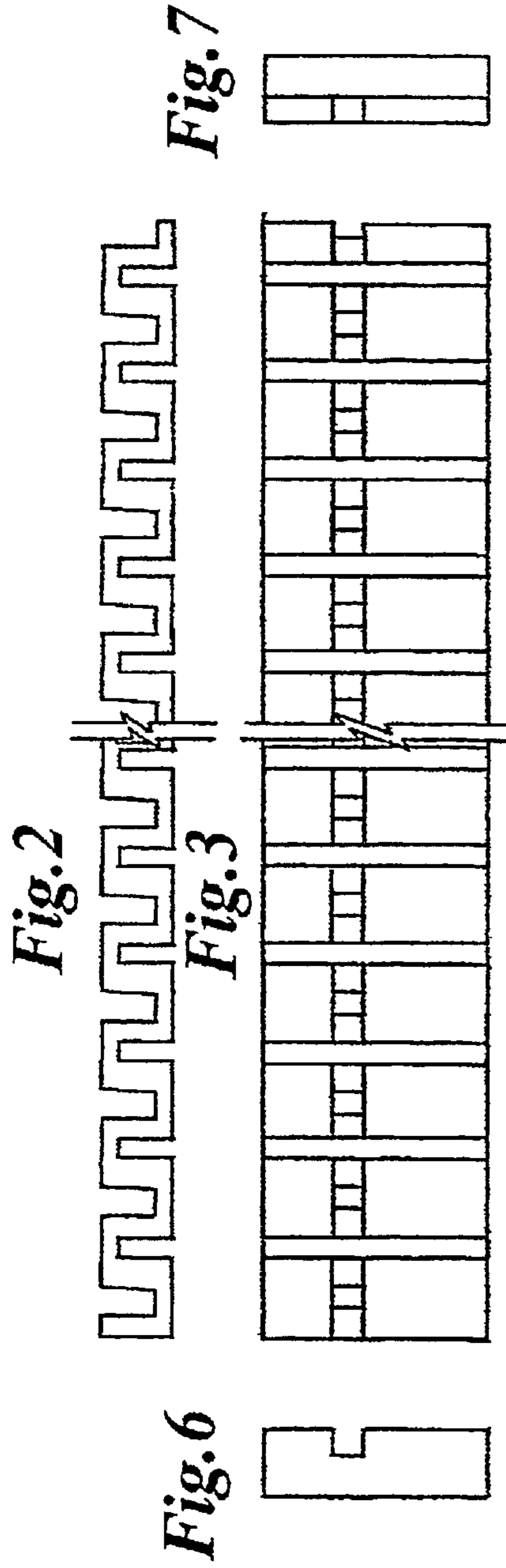


Fig. 1



UNITED STATES PATENT AND TRADEMARK OFFICE
CERTIFICATE OF CORRECTION

PATENT NO. : D732,148 S
APPLICATION NO. : 29/448248
DATED : June 16, 2015
INVENTOR(S) : James R. Evans and Ward A. Crosier

Page 1 of 1

It is certified that error appears in the above-identified patent and that said Letters Patent is hereby corrected as shown below:

On the Title Page

Please add item (63) Related U.S. Application Data, which should read:

“Divisional of application No. 29/373,175, filed on March 11, 2011, how Patent No. D681,175.”

In the Specification

Column 1, before Line 1, insert the following:

--This application is a divisional application of U.S. Patent Application Serial No. 29/373,175 filed March 11, 2011.--

Signed and Sealed this
Thirtieth Day of August, 2022
Katherine Kelly Vidal

Katherine Kelly Vidal
Director of the United States Patent and Trademark Office