



US00D732145S

(12) **United States Design Patent**
Yamagishi et al.

(10) **Patent No.:** **US D732,145 S**
(45) **Date of Patent:** **** *Jun. 16, 2015**

- (54) **SHOWER PLATE**
- (71) Applicant: **ASM IP Holding B.V.**, Almere (NL)
- (72) Inventors: **Takayuki Yamagishi**, Kashiwazaki (JP);
Naoto Tsuji, Tokyo (JP); **Kazuo Sato**,
Kawasaki (JP)
- (73) Assignee: **ASM IP Holding B.V.**, Almere (NL)
- (*) Notice: This patent is subject to a terminal disclaimer.
- (**) Term: **14 Years**
- (21) Appl. No.: **29/493,831**
- (22) Filed: **Jun. 13, 2014**

D457,609	S	*	5/2002	Piano	D23/304
D461,233	S	*	8/2002	Whalen	D23/261
D461,882	S	*	8/2002	Piano	D23/304
D486,891	S	*	2/2004	Cronce, Jr.	D23/260
6,688,784	B1	*	2/2004	Templeton	396/611
7,143,897	B1	*	12/2006	Guzman et al.	210/460
D585,968	S	*	2/2009	Elkins et al.	D23/259
D602,575	S	*	10/2009	Breda	D23/261
D613,829	S	*	4/2010	Griffin et al.	D23/260
D652,896	S	*	1/2012	Grether	D23/249
D653,734	S	*	2/2012	Sisk	D23/269
8,196,234	B2	*	6/2012	Glunk	4/614
D665,055	S	*	8/2012	Yanagisawa et al.	D23/261
8,307,472	B1	*	11/2012	Saxon et al.	4/597
2005/0258280	A1	*	11/2005	Goto et al.	239/548
2013/0292047	A1	*	11/2013	Tian et al.	156/242
2014/0283747	A1	*	9/2014	Kasai et al.	118/723 R

* cited by examiner

Related U.S. Application Data

- (63) Continuation-in-part of application No. 29/481,301, filed on Feb. 4, 2014, and a continuation-in-part of application No. 29/481,312, filed on Feb. 4, 2014.
- (51) **LOC (10) Cl.** **23-01**
- (52) **U.S. Cl.**
USPC **D23/259**
- (58) **Field of Classification Search**
USPC D23/259, 260, 261, 262, 263, 264, 265,
D23/266, 267, 268, 269, 275, 283, 304;
4/596, 597, 598, 609, 612, 663;
239/548, 555, 600; 210/459, 460
See application file for complete search history.

References Cited

U.S. PATENT DOCUMENTS

5,060,322	A	*	10/1991	Delepine	4/601
D327,534	S	*	6/1992	Manville et al.	D23/261
D380,527	S	*	7/1997	Velez	D23/261
D419,652	S	*	1/2000	Hall et al.	D23/259

Primary Examiner — John Windmuller

Assistant Examiner — Steven Czyz

(74) *Attorney, Agent, or Firm* — Sand & Sebolt

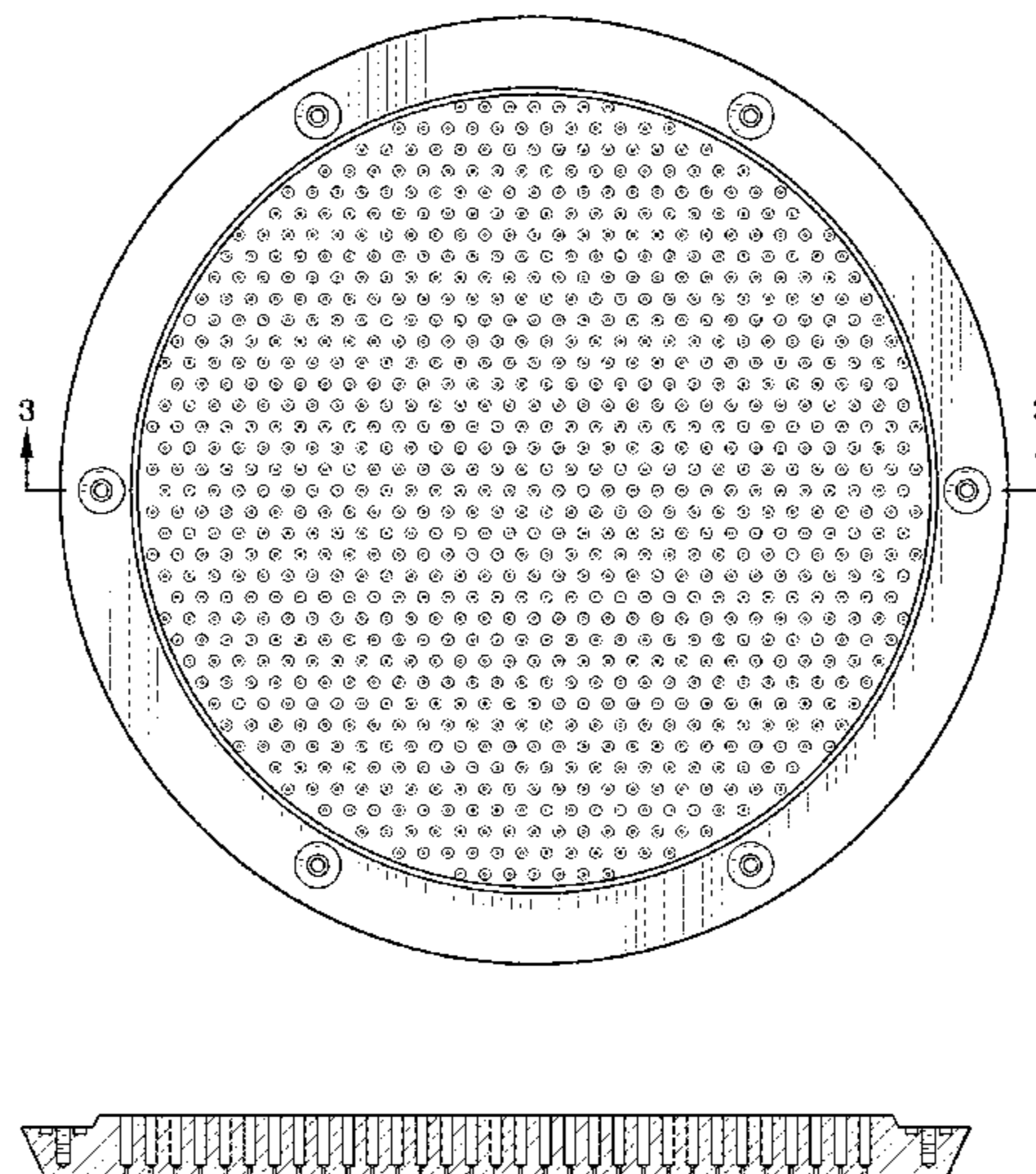
(57) **CLAIM**

The ornamental design for a shower plate, as shown and described.

DESCRIPTION

FIG. 1 is a top view of the first embodiment of a shower plate in accordance with our design;
 FIG. 2 is a side view thereof;
 FIG. 3 is a cross-sectional side view thereof, taken along line 3-3 of FIG. 1;
 FIG. 4 is a bottom view thereof;
 FIG. 5 is a top view of the second embodiment of a shower plate in accordance with our design;
 FIG. 6 is a side view thereof;
 FIG. 7 is a cross-sectional side view thereof, taken along line 7-7 of FIG. 5; and,
 FIG. 8 is a bottom view thereof.

1 Claim, 4 Drawing Sheets



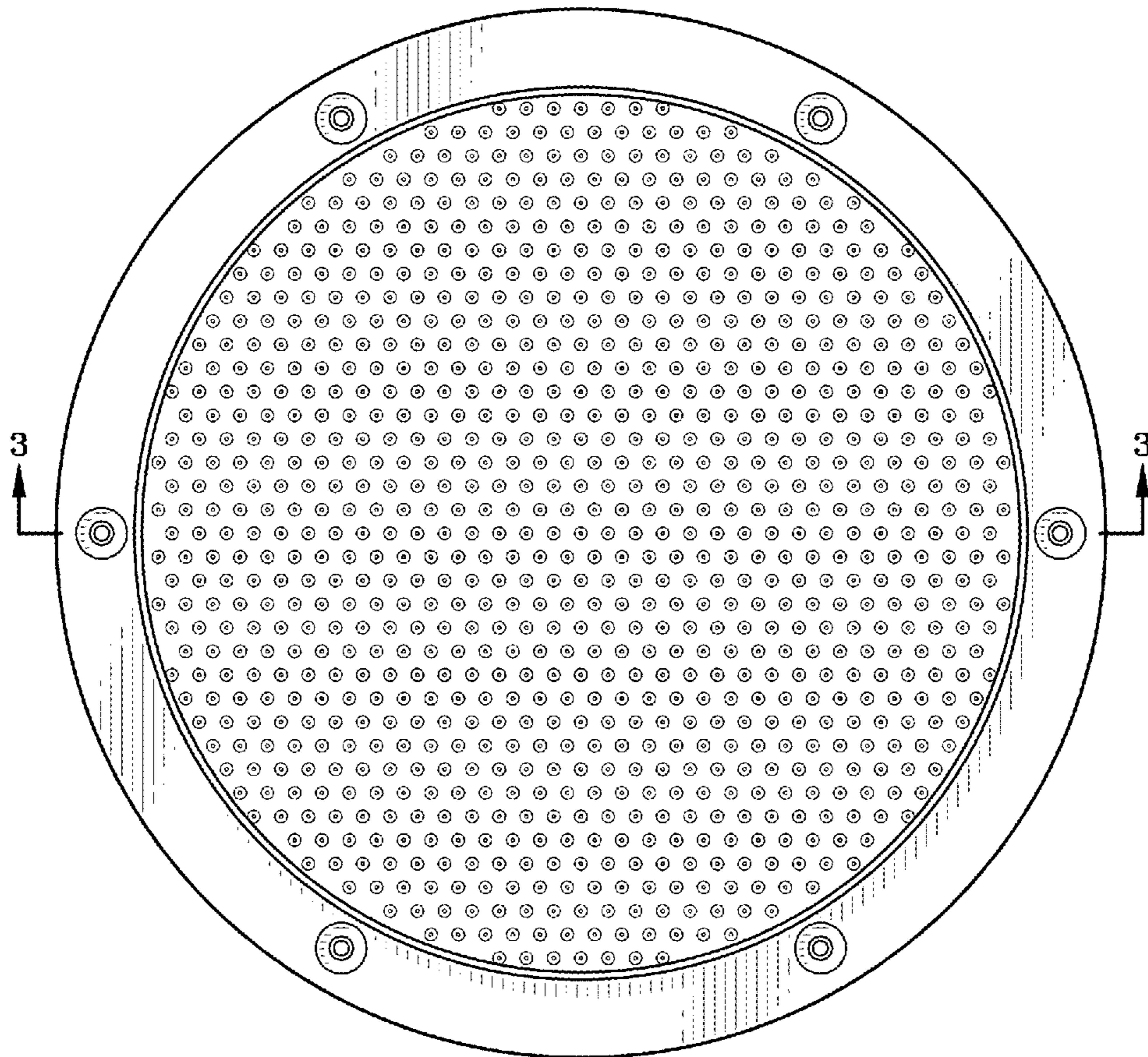


FIG-1

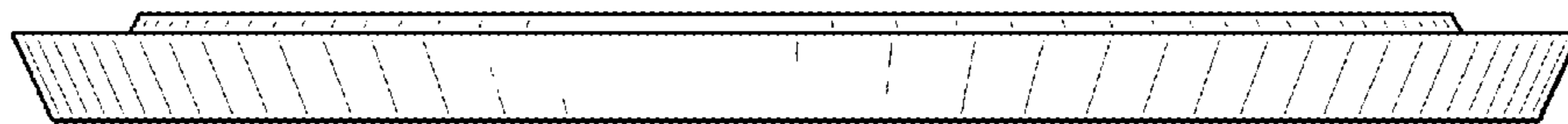


FIG-2

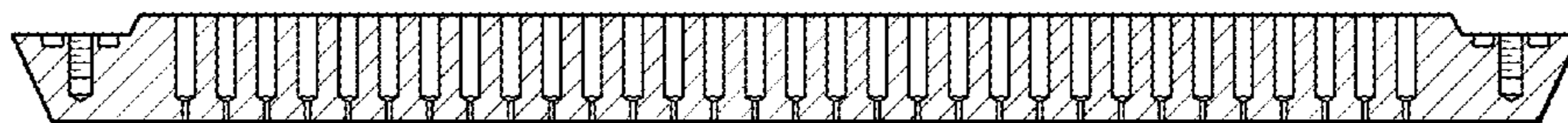


FIG-3

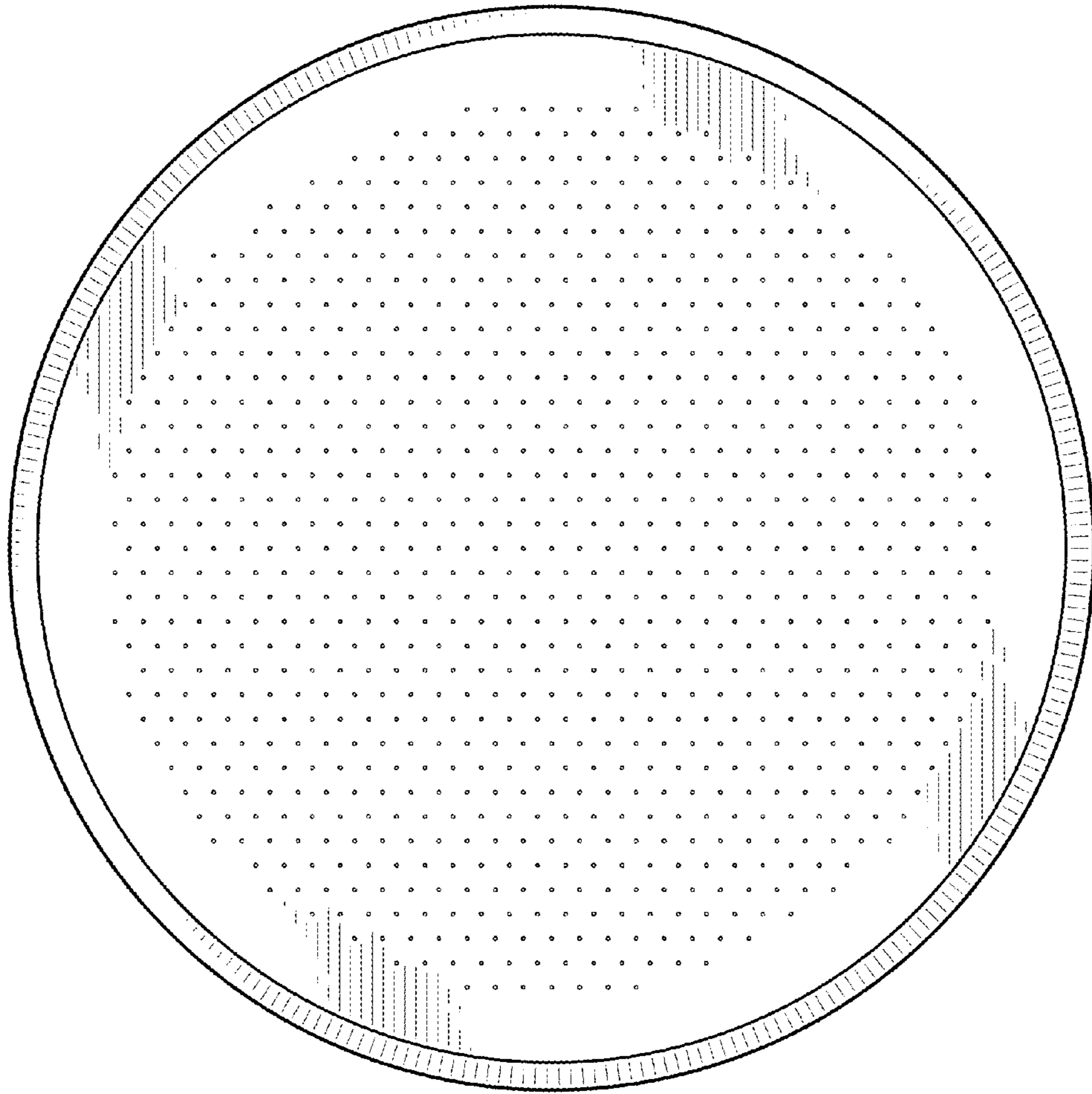


FIG-4

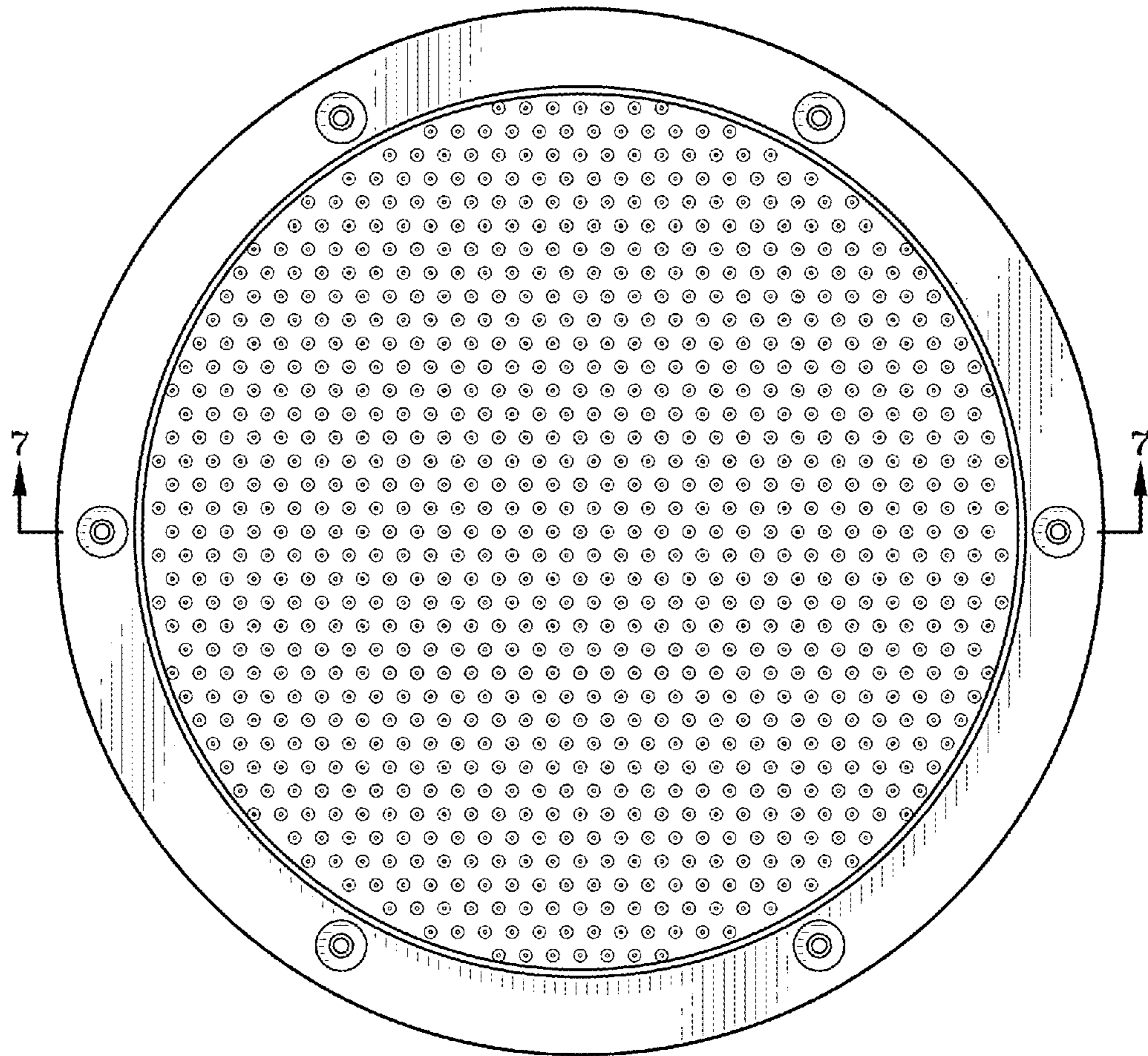


FIG-5



FIG-6

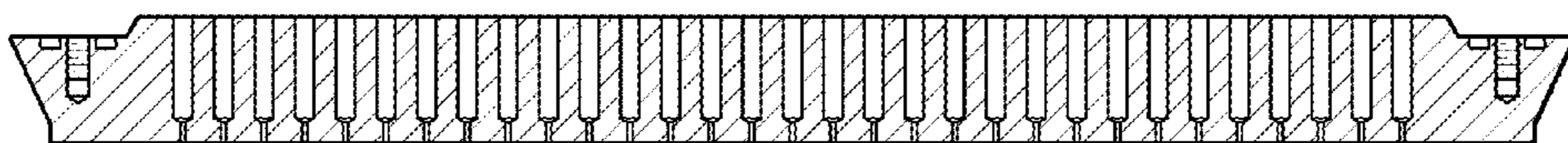


FIG-7

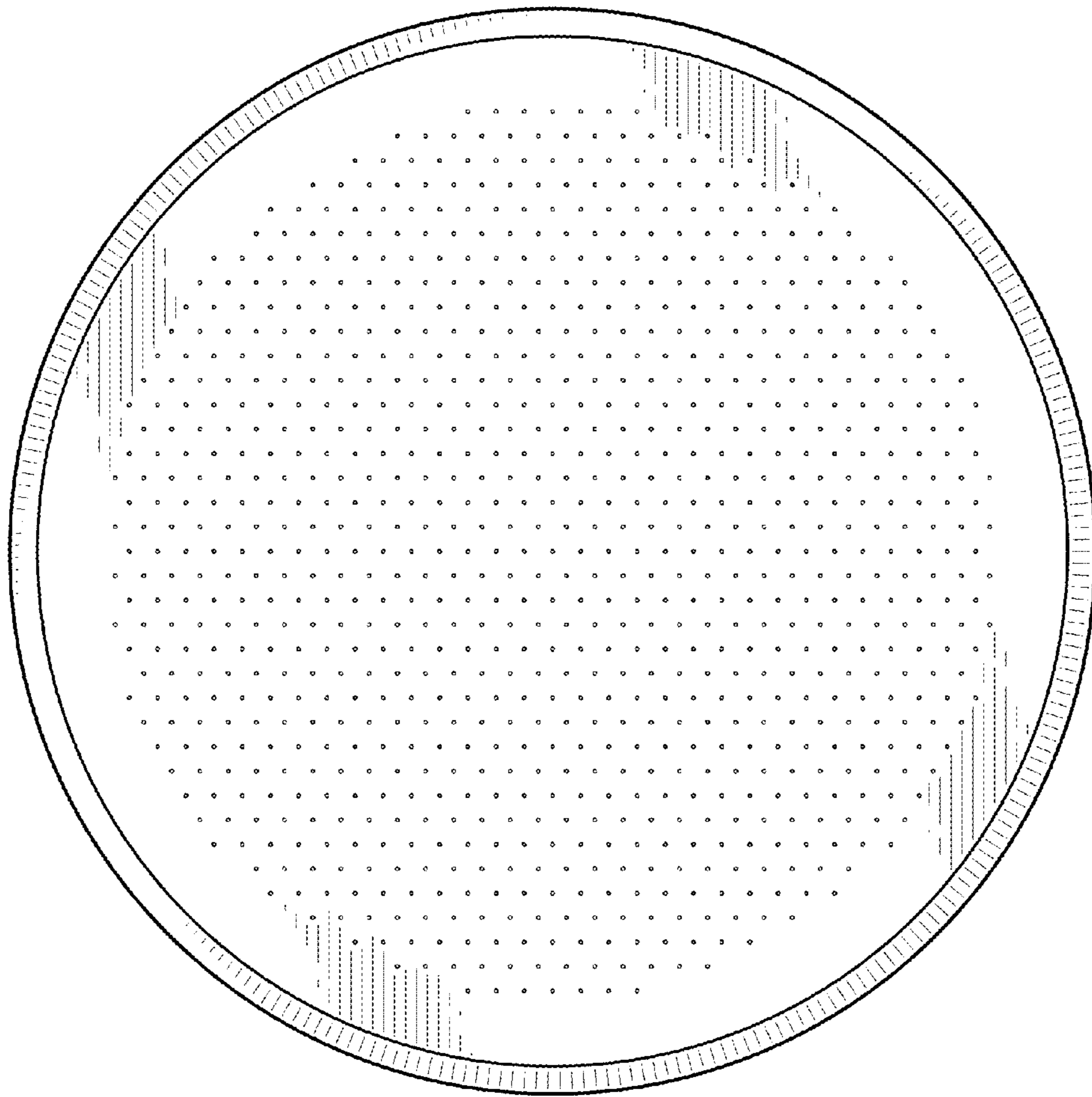


FIG-8