



US00D732139S

(12) **United States Design Patent**
Robledo et al.

(10) **Patent No.:** **US D732,139 S**
(45) **Date of Patent:** **** Jun. 16, 2015**

(54) **WATERING CAN**

(75) Inventors: **Kevin L. Robledo**, Minneapolis, MN (US); **Scott A. Meyer**, Chanhassen, MN (US); **Robert W. Brickzin**, Brooklyn Park, MN (US); **Sara L. Pedersen**, Minneapolis, MN (US); **Katherine R. Wittenberg**, St. Paul, MN (US); **Chad M. Bogdan**, St. Paul, MN (US); **Stacy L. Abel**, Maple Grove, MN (US)

(73) Assignee: **Target Brands, Inc.**, Minneapolis, MN (US)

(**) Term: **14 Years**

(21) Appl. No.: **29/430,912**

(22) Filed: **Aug. 31, 2012**

(51) **LOC (10) Cl.** **23-01**

(52) **U.S. Cl.**
USPC **D23/212**

(58) **Field of Classification Search**
USPC D23/212; 239/375-378; 222/465.1, 566
CPC A01G 25/14
See application file for complete search history.

(56) **References Cited**

U.S. PATENT DOCUMENTS

D154,882 S *	8/1949	Savarese	D23/212
D266,018 S	8/1982	Dilyard		
D279,310 S	6/1985	Murphy		
D357,729 S	4/1995	Boyd		
D401,668 S *	11/1998	Kreizel	D23/212
5,915,628 A *	6/1999	Kreizel	239/377
D416,978 S	11/1999	Haley et al.		

D459,431 S *	6/2002	Rosenberg	D23/212
D468,799 S	1/2003	Kortleven		
D525,340 S	7/2006	Durant		
D570,445 S	6/2008	Sellers et al.		
D634,400 S *	3/2011	Tremblay et al.	D23/212
D635,642 S *	4/2011	Hung	D23/212

OTHER PUBLICATIONS

Qrbiz, "Plastic Watering Can," <http://www.qrbiz.com/product/352487/Plastic-Watering-Can-A00166.htm>, 1 page, at least as early as Jun. 19, 2012.

White Flower Farm, "Haws Watering Can," <http://www.whiteflowerfarm.com/50406-product.html>, 1 page, at least as early as Jun. 19, 2012.

Amazon, "Akro Mils RZWC1Q0B91 Watering Can," <http://www.amazon.com/dp/B00011M6YE/>, 1 page, at least as early as Jun. 19, 2012.

* cited by examiner

Primary Examiner — Robin V Webster

(74) *Attorney, Agent, or Firm* — Leanne Taveggia Farrell; Westman, Champlin & Koehler, P.A.

(57) **CLAIM**

The ornamental design for a watering can, as shown and described.

DESCRIPTION

FIG. 1 is a perspective view of a watering can;
FIG. 2 is a side view thereof, the opposite side being a minor image;

FIG. 3 is a front view thereof;

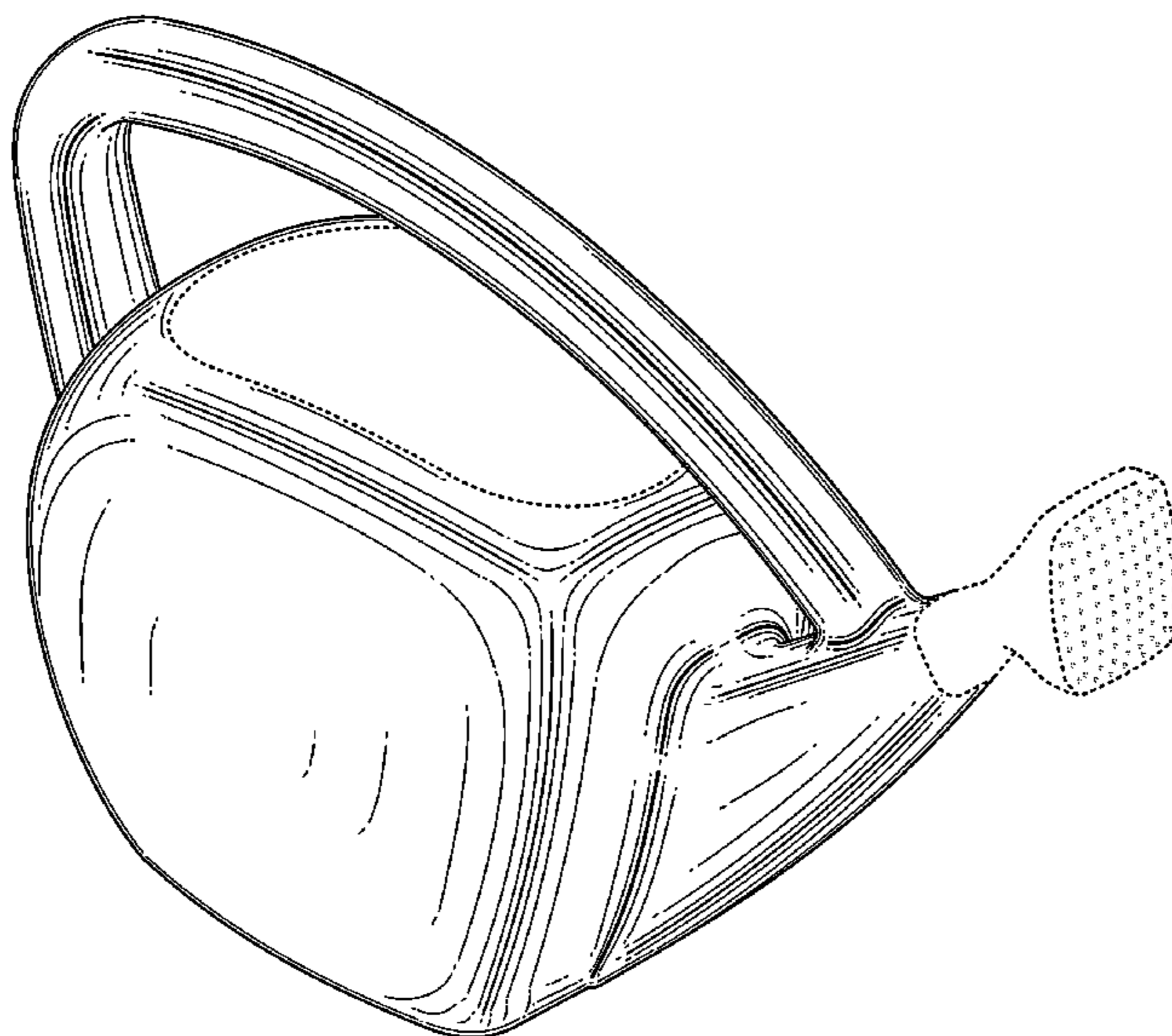
FIG. 4 is a back view thereof;

FIG. 5 is a top view thereof; and,

FIG. 6 is a bottom view of thereof.

The broken lines are included for purposes of illustration and form no part of the claimed design.

1 Claim, 5 Drawing Sheets



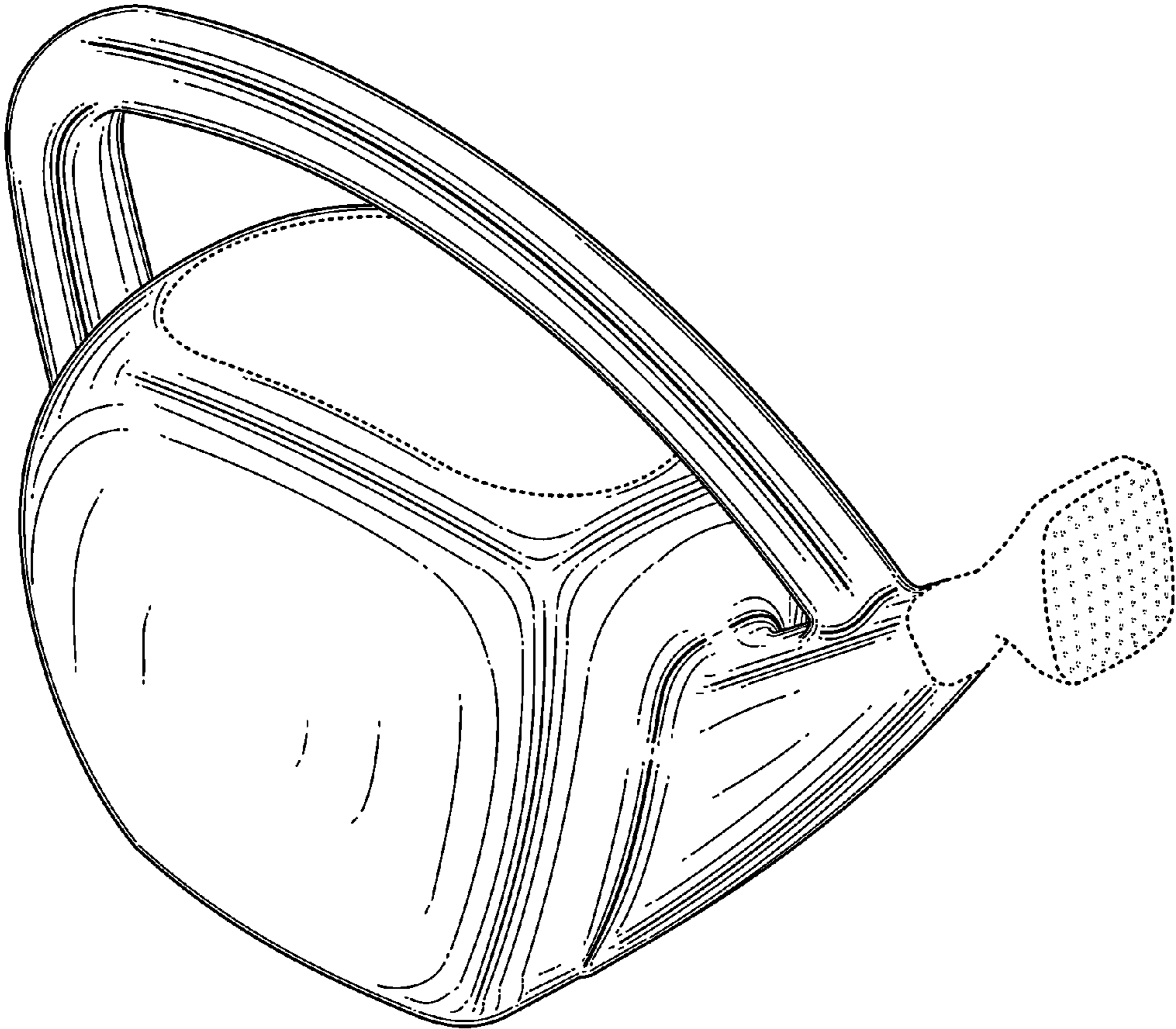


Fig. 1

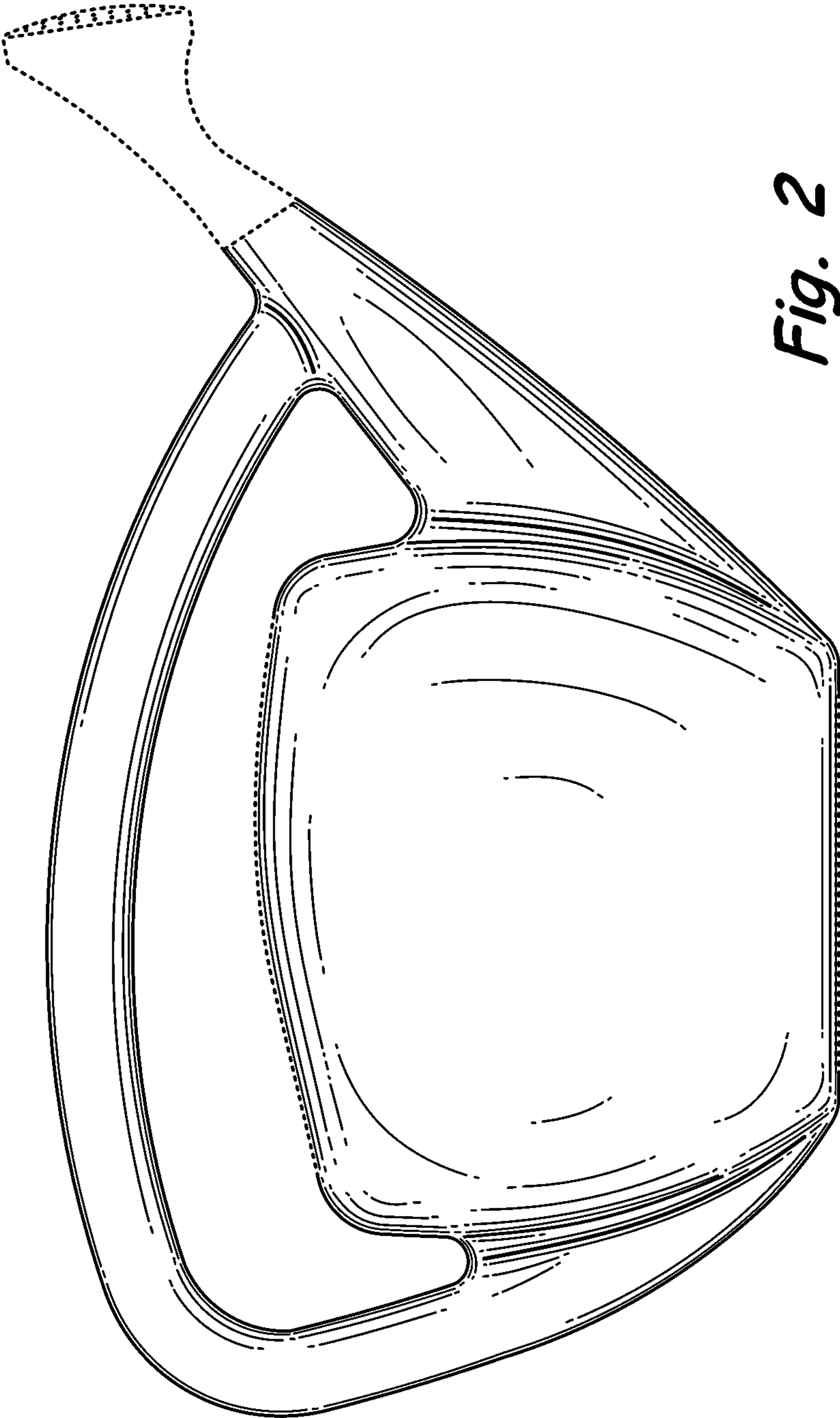


Fig. 2

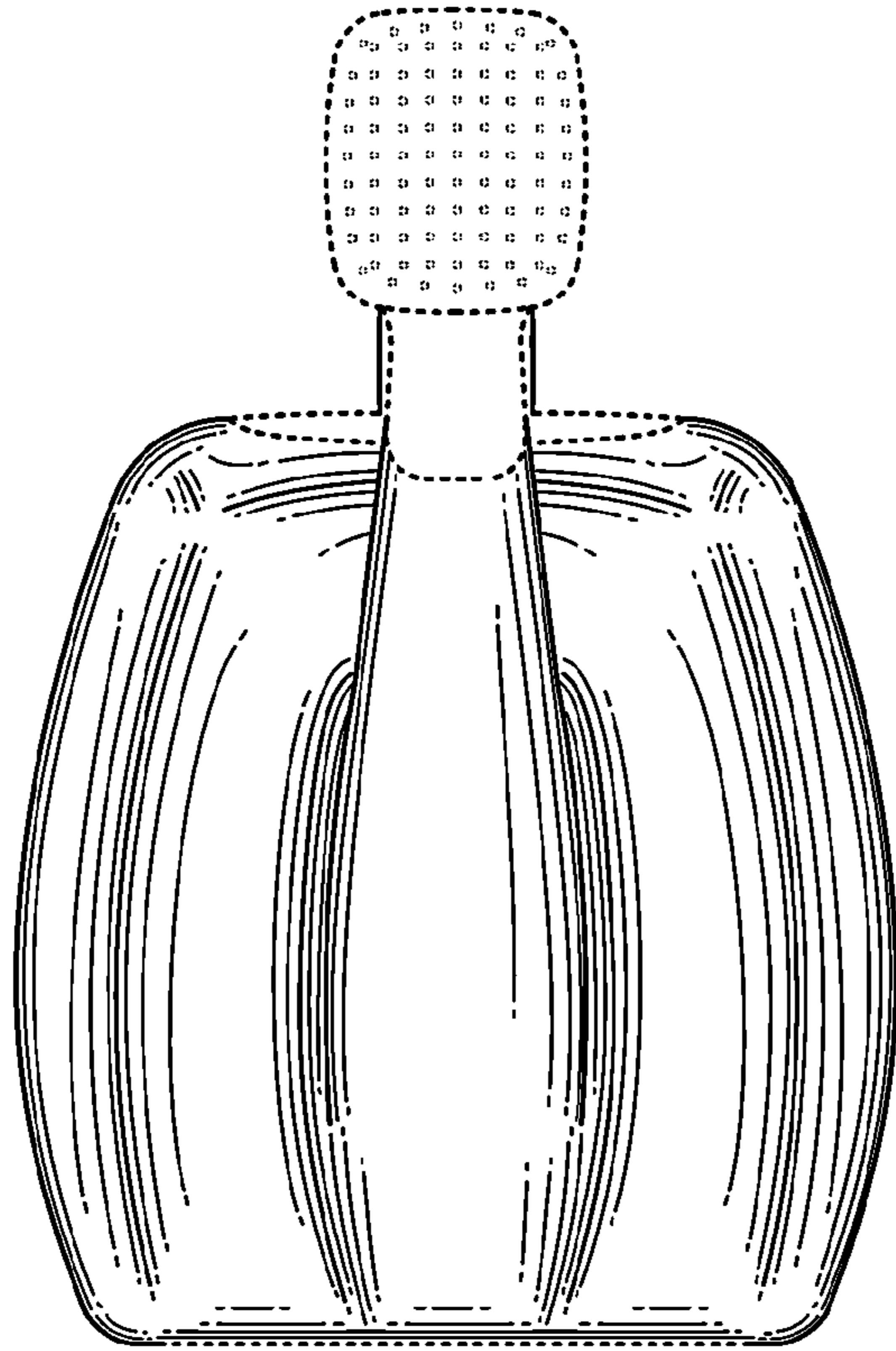


Fig. 3

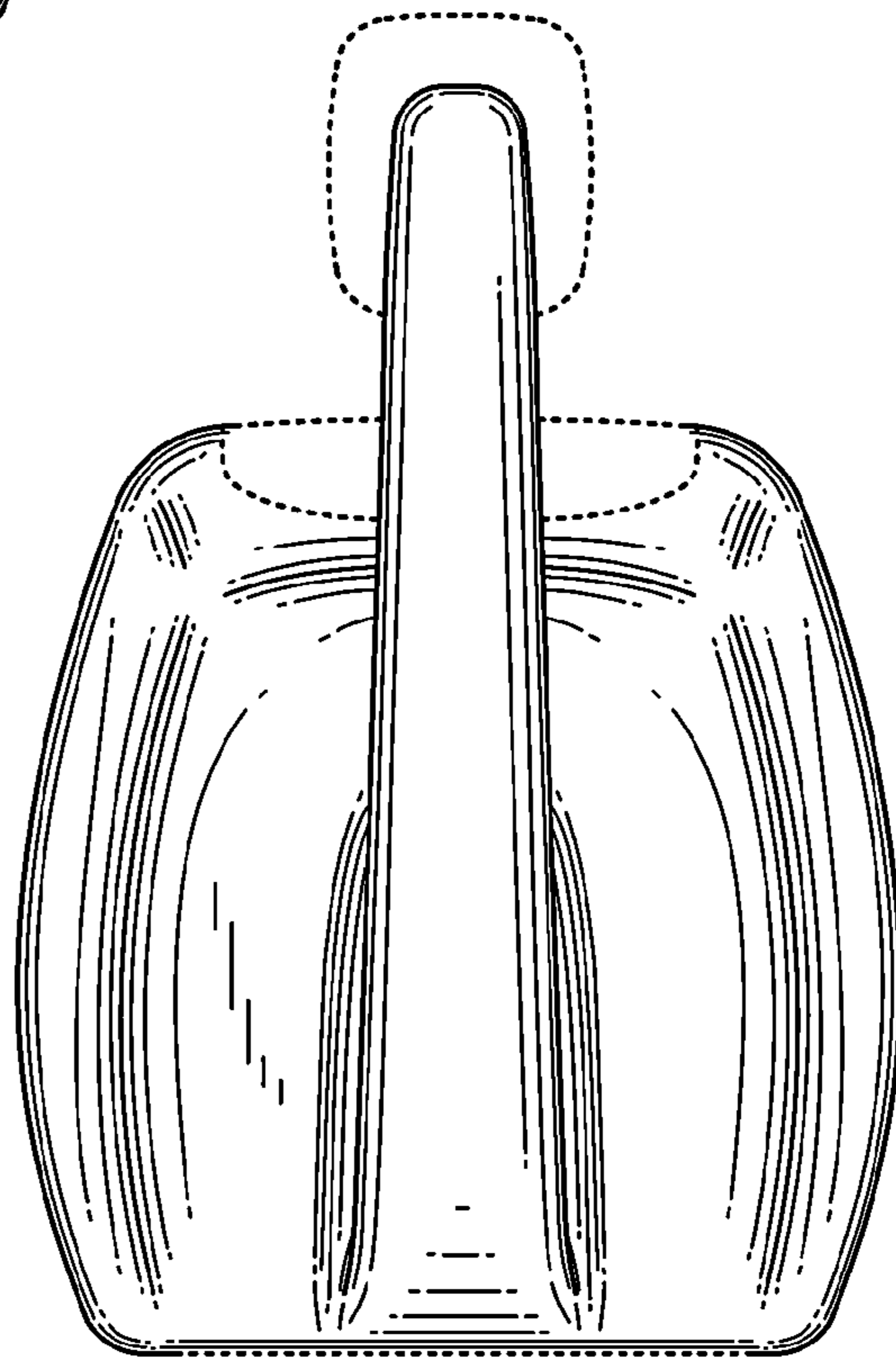


Fig. 4

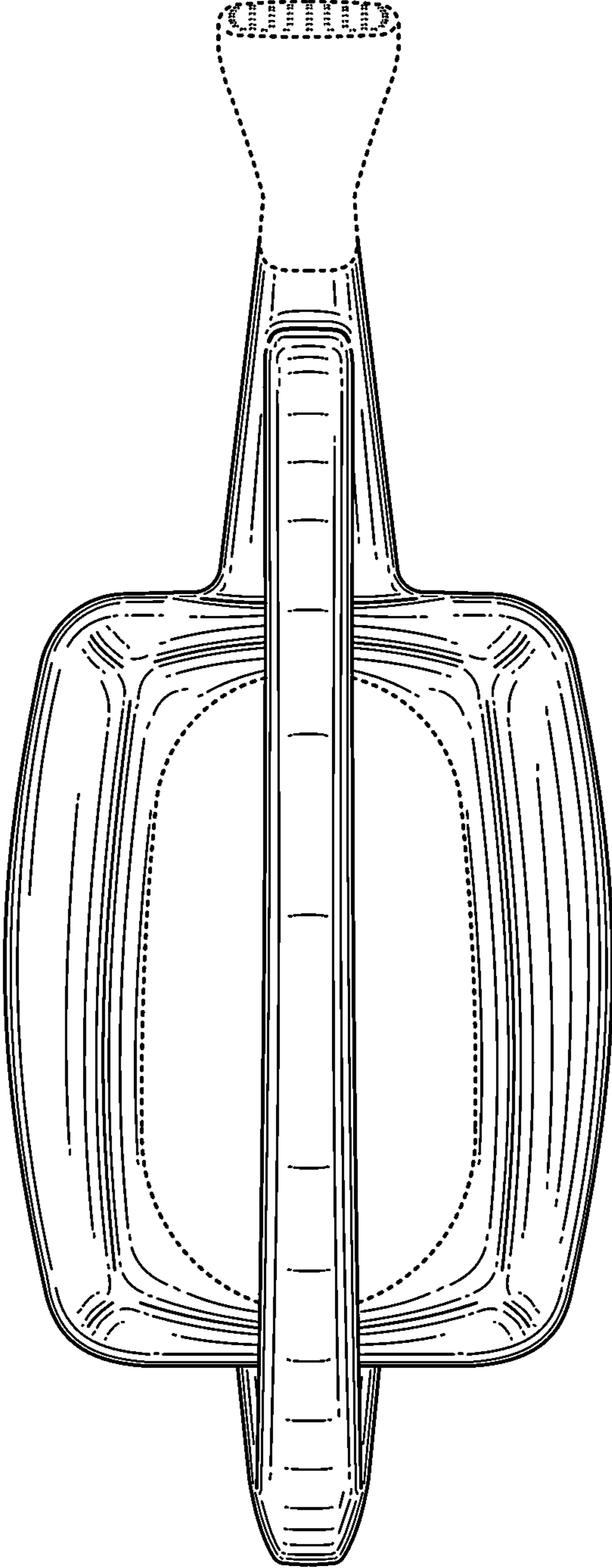


Fig. 5

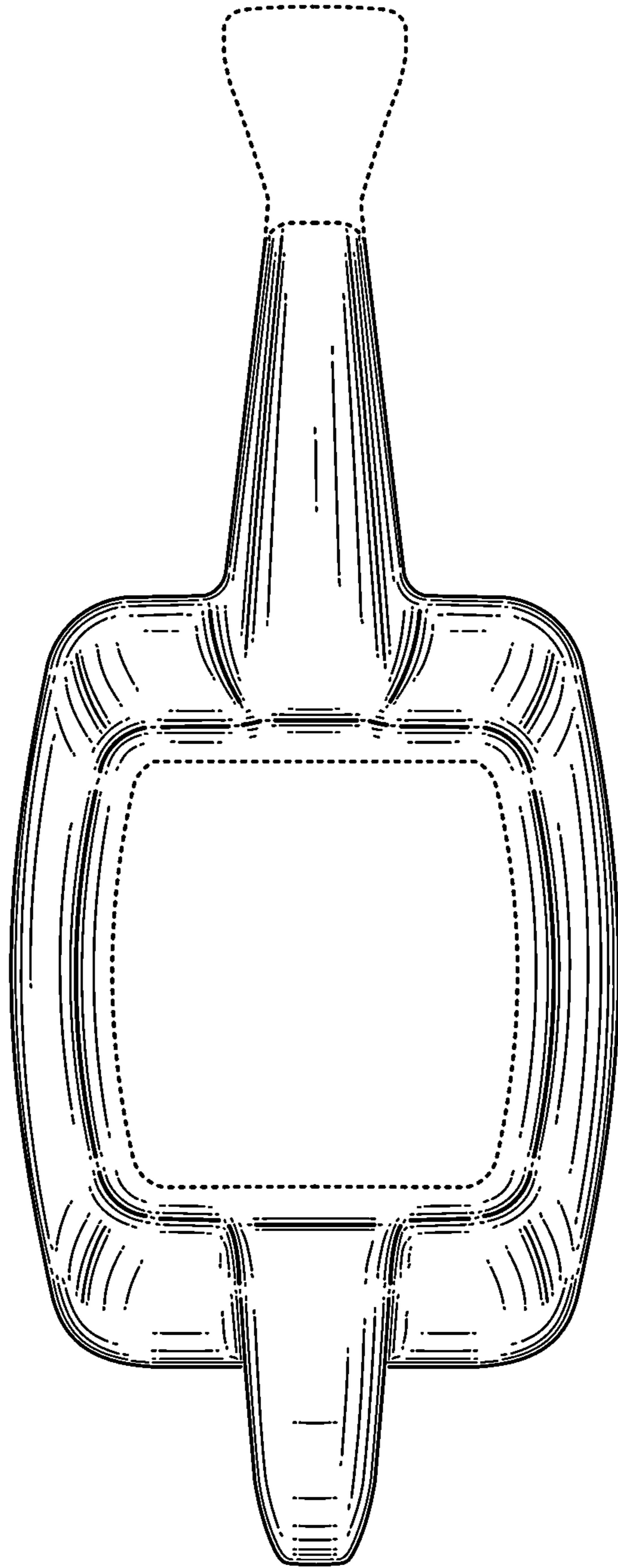


Fig. 6