



US00D732129S

(12) **United States Design Patent**
Hanscom

(10) **Patent No.:** **US D732,129 S**
(45) **Date of Patent:** **** Jun. 16, 2015**

(54) **PADDLE-RETAINING BLOCK**

(71) Applicant: **Eric Hanscom**, Carlsbad, CA (US)

(72) Inventor: **Eric Hanscom**, Carlsbad, CA (US)

(**) Term: **14 Years**

(21) Appl. No.: **29/480,749**

(22) Filed: **Jan. 29, 2014**

(51) **LOC (10) Cl.** **21-02**

(52) **U.S. Cl.**
USPC **D21/771**

(58) **Field of Classification Search**

USPC D21/769-770, 801, 803, 809; 114/253,
114/345-346; 441/35, 66, 74, 40-42,
441/129-132; 472/128-129; D12/5, 6, 316;
D6/392, 595, 596, 601, 604, 605

CPC B63B 35/76

See application file for complete search history.

(56) **References Cited**

U.S. PATENT DOCUMENTS

4,861,301	A *	8/1989	Pomeroy et al.	441/131
5,190,194	A *	3/1993	Rosner et al.	224/0.5
5,297,978	A *	3/1994	Ramsey	441/131
D460,859	S *	7/2002	Tipton	D3/260
D501,910	S *	2/2005	Kirby	D22/147
D660,393	S *	5/2012	Bradley et al.	D21/771

* cited by examiner

Primary Examiner — Zenia Bennett

(74) *Attorney, Agent, or Firm* — Eric Hanscom

(57) **CLAIM**

The ornamental design for a paddle-retaining block, as shown and described.

DESCRIPTION

FIG. 1 is a perspective view of a paddle-retaining block showing my new design being used on a stand-up paddleboard;

FIG. 2 is a perspective view thereof;

FIG. 3 is a side view thereof;

FIG. 4 is a front view thereof;


FIG. 5 is a top view thereof; and,

FIG. 6 is a bottom view thereof.

The broken lines in the drawing are for illustrative purposes only and form no part of the claimed design.

The application relates to the design of a paddle-retaining block which is used for the sport of stand-up paddleboarding, and can be affixed to the deck of a stand-up paddleboard to allow the user to secure his/her paddle in an upright and easily retrievable position while engaged in fishing or other activities requiring the use of one or both hands.

1 Claim, 2 Drawing Sheets



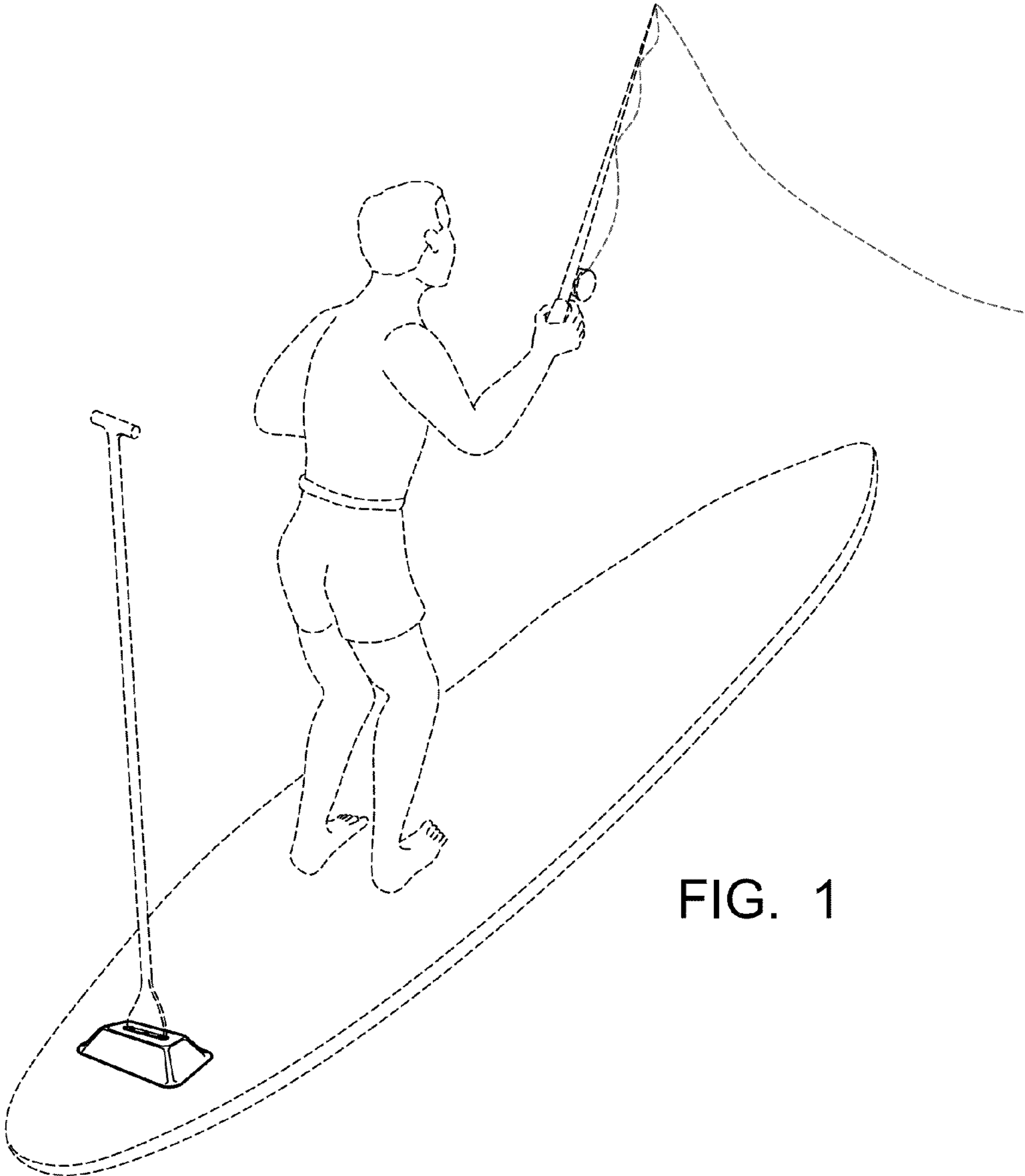


FIG. 1

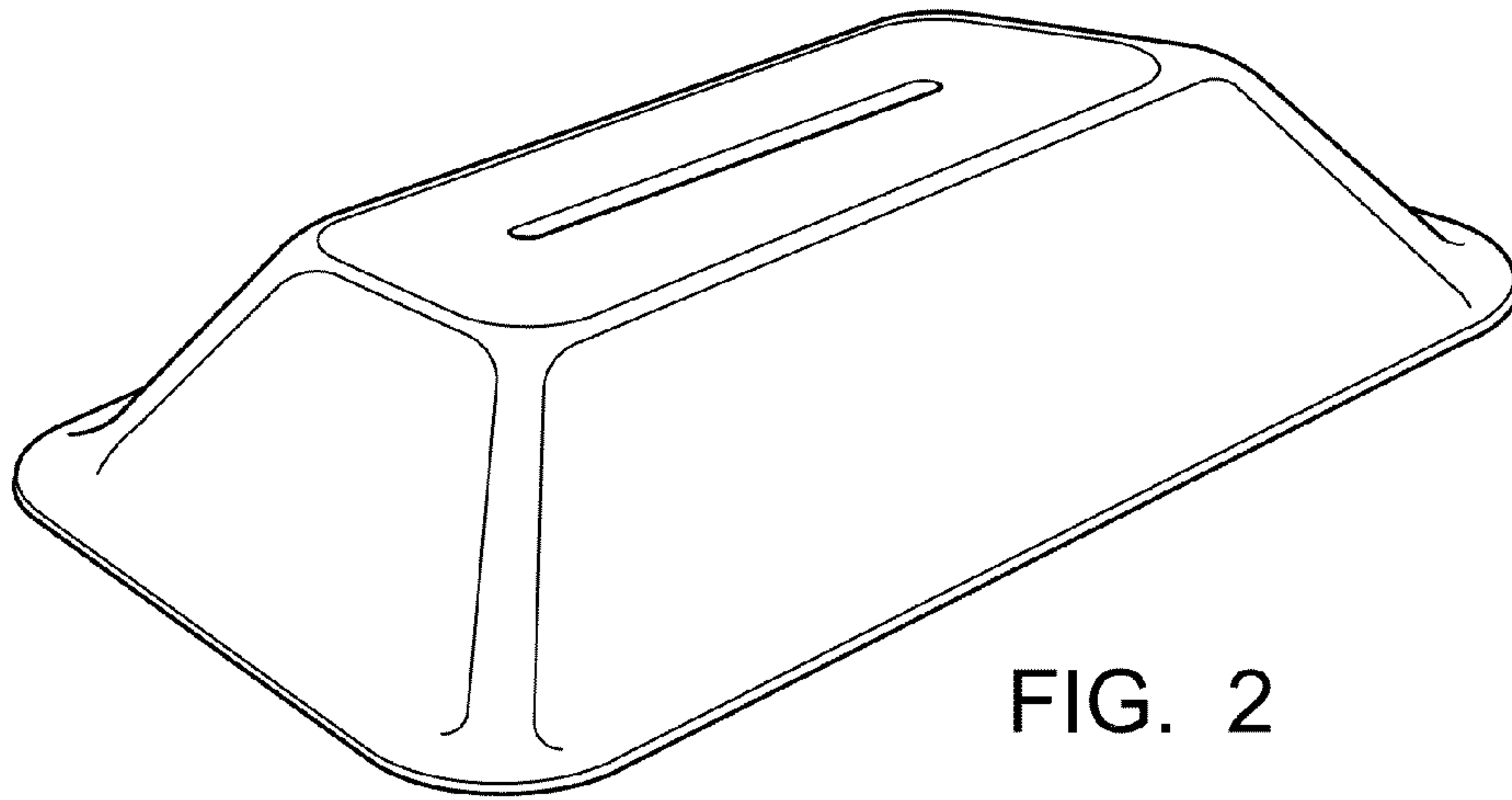


FIG. 2

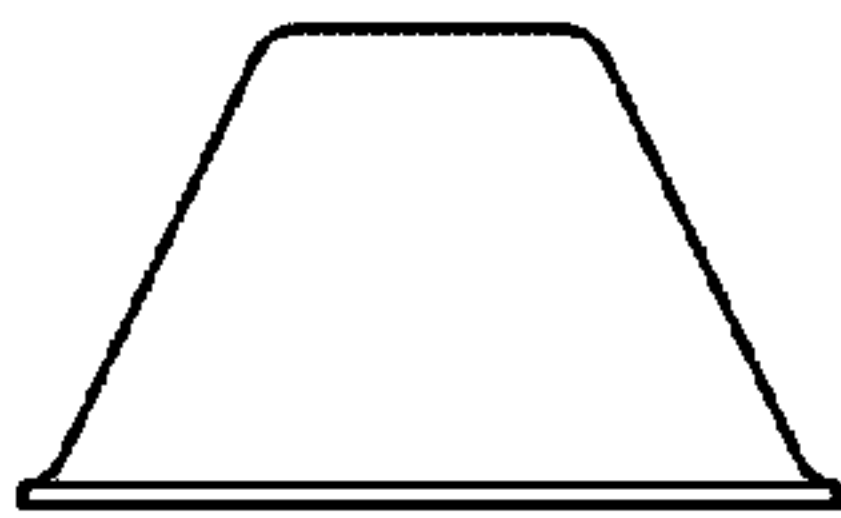


FIG. 3




FIG. 4

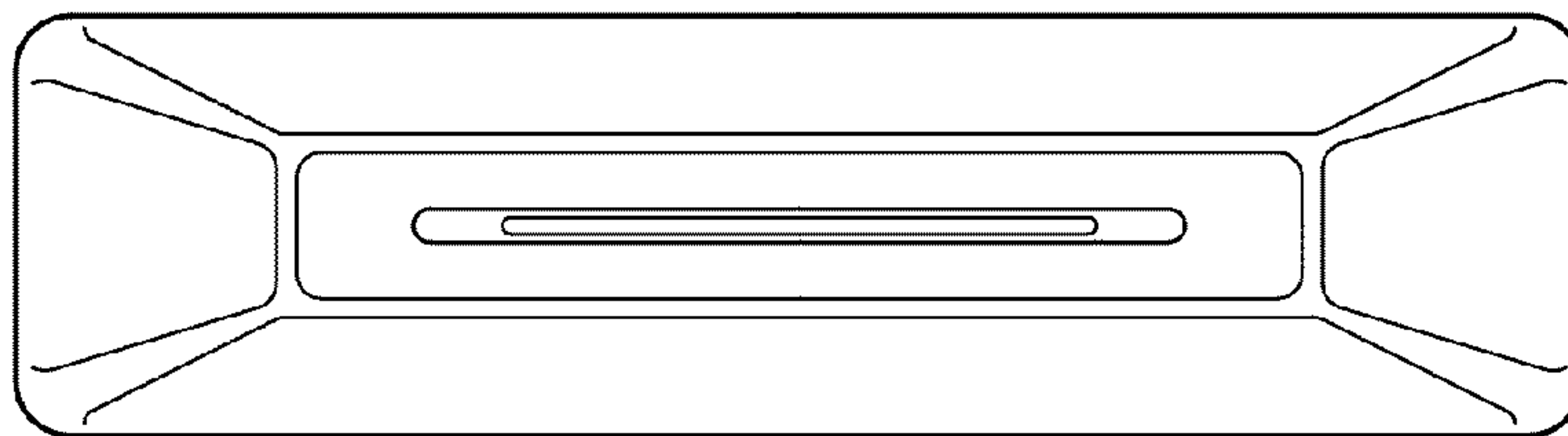


FIG. 5




FIG. 6