



US00D732086S

(12) **United States Design Patent**
O'Brien et al.

(10) **Patent No.:** **US D732,086 S**

(45) **Date of Patent:** **** Jun. 16, 2015**

(54) **WIRELINE ROLLER DEVICE**

(56) **References Cited**

(71) Applicant: **National Oilwell Varco UK Limited,**
Manchester (GB)

U.S. PATENT DOCUMENTS

(72) Inventors: **Harry Richard Stanley O'Brien,** Elrick
(GB); **Carl Richard Wood,** Alford (GB)

5,487,434 A *	1/1996	Obermeier	175/323
D547,775 S *	7/2007	Tuscuoğlu	D15/21
D557,290 S *	12/2007	Melegari	D15/21
D663,750 S *	7/2012	Andrigo et al.	D15/21
D664,567 S *	7/2012	Drenth	D15/21

(73) Assignee: **National Oilwell Varco UK Limited,**
Manchester (GB)

* cited by examiner

(**) Term: **14 Years**

Primary Examiner — Cynthia Ramirez

(21) Appl. No.: **29/454,516**

(74) *Attorney, Agent, or Firm* — Winstead PC

(22) Filed: **May 10, 2013**

(57) **CLAIM**

The ornamental design for a wireline roller device, as shown and described.

(30) **Foreign Application Priority Data**

Nov. 13, 2012 (EM) 002135046

(51) **LOC (10) Cl.** **15-02**

(52) **U.S. Cl.**
USPC **D15/21**

(58) **Field of Classification Search**
USPC D15/21, 123, 126, 132, 138, 139;
175/406, 407, 414, 415, 420.1, 19, 20,
175/327, 394, 395
CPC E21B 23/14; E21B 23/072; E21B 10/445;
E21B 10/36; E21B 17/023; E21B 47/12;
E22F 2998/10

DESCRIPTION

FIG. 1 is a first perspective view of a wireline roller device showing a top end disposed opposite a bottom end in accordance with the design;

FIG. 2 is a second perspective view thereof;

FIG. 3 is a bottom plan view thereof;

FIG. 4 is a top plan view thereof;

FIG. 5 is a first side elevational view thereof;

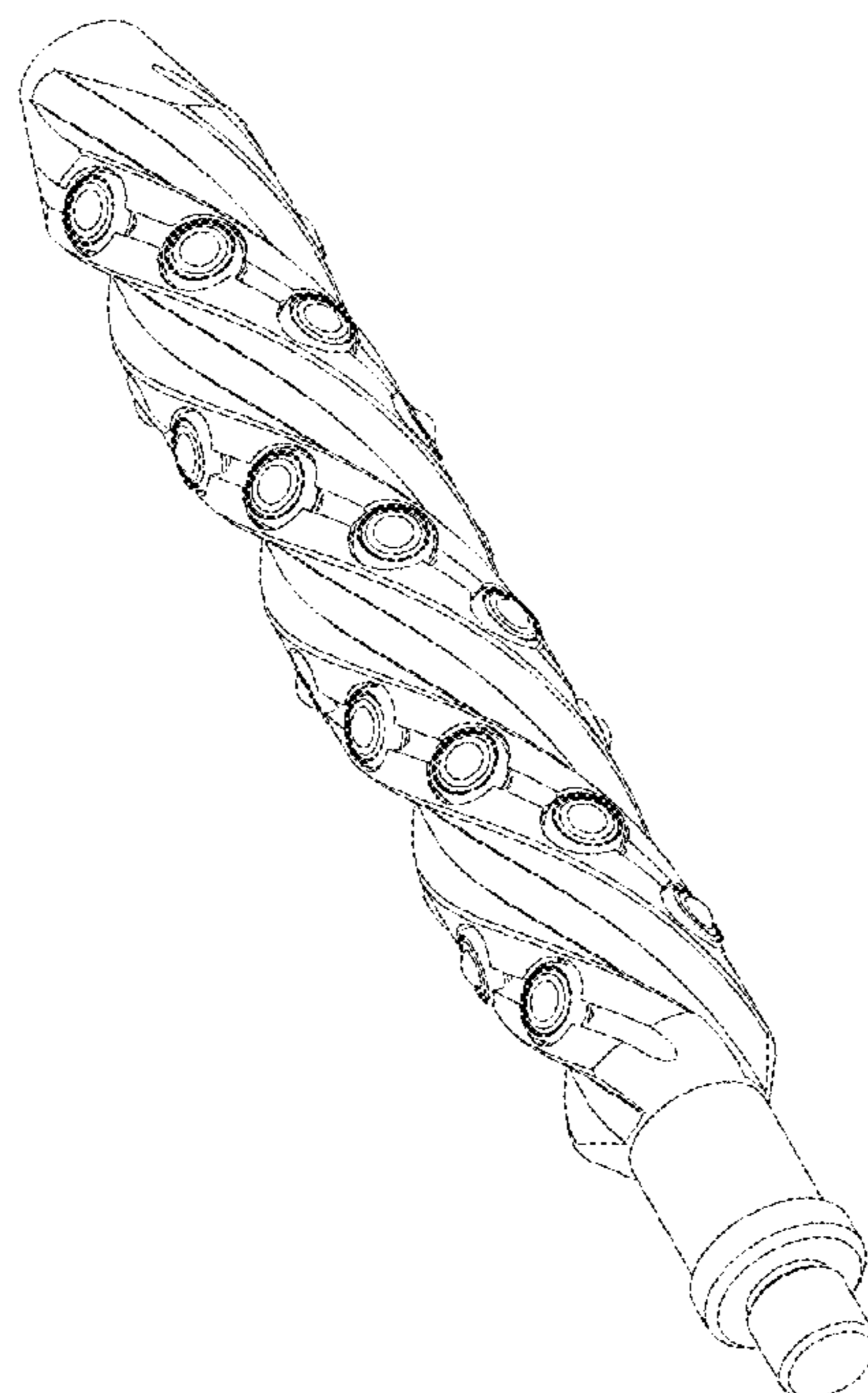
FIG. 6 is a second side elevational view thereof disposed approximately 90 degrees from the first side; and,

FIG. 7 is a third side elevational view thereof disposed approximately 90 degrees from the first side and 180 degrees from the second side.

FIGS. 5-7 together illustrate the entire circumferential surface of the wireline roller device in accordance with the design.

See application file for complete search history.

1 Claim, 7 Drawing Sheets



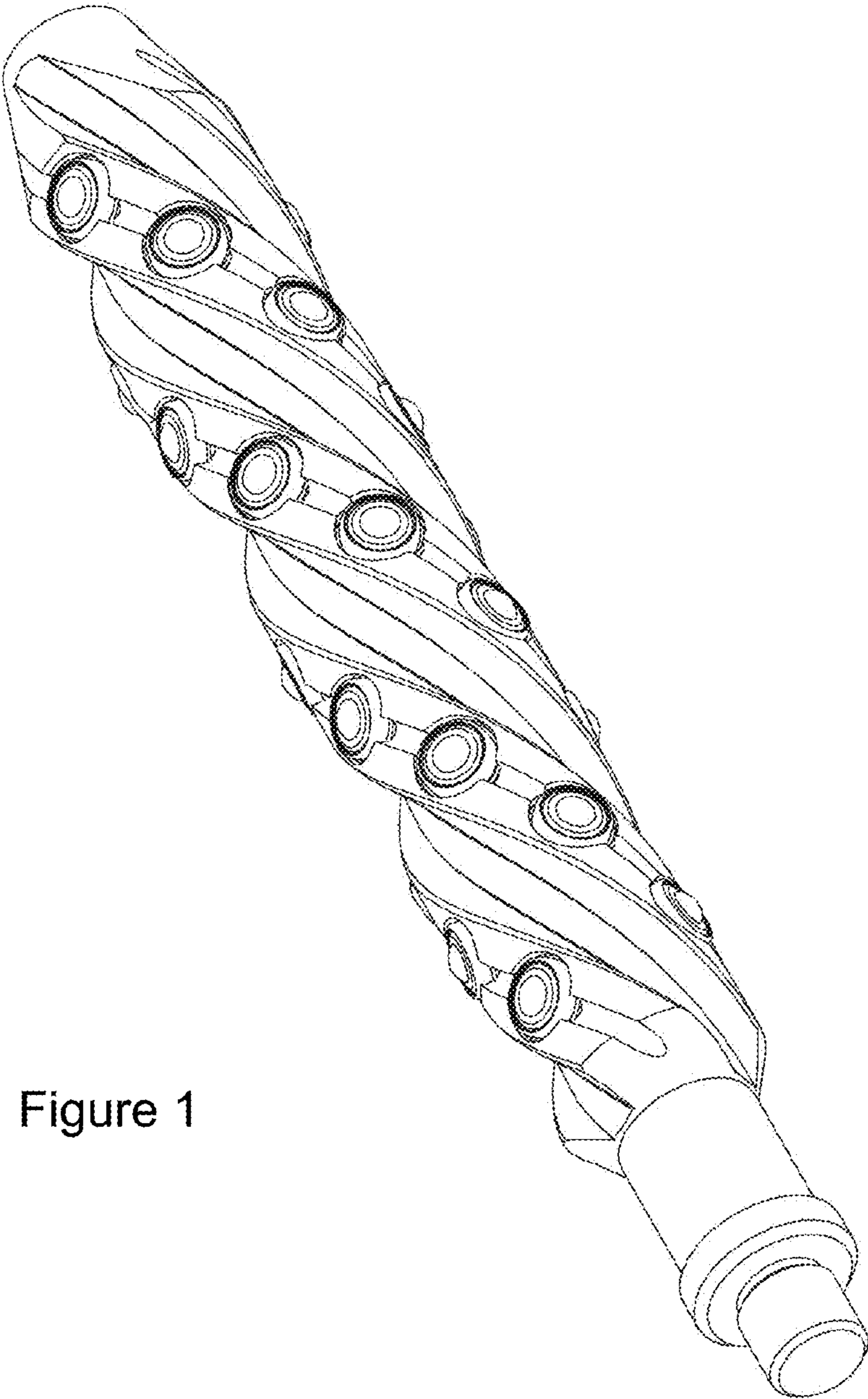


Figure 1

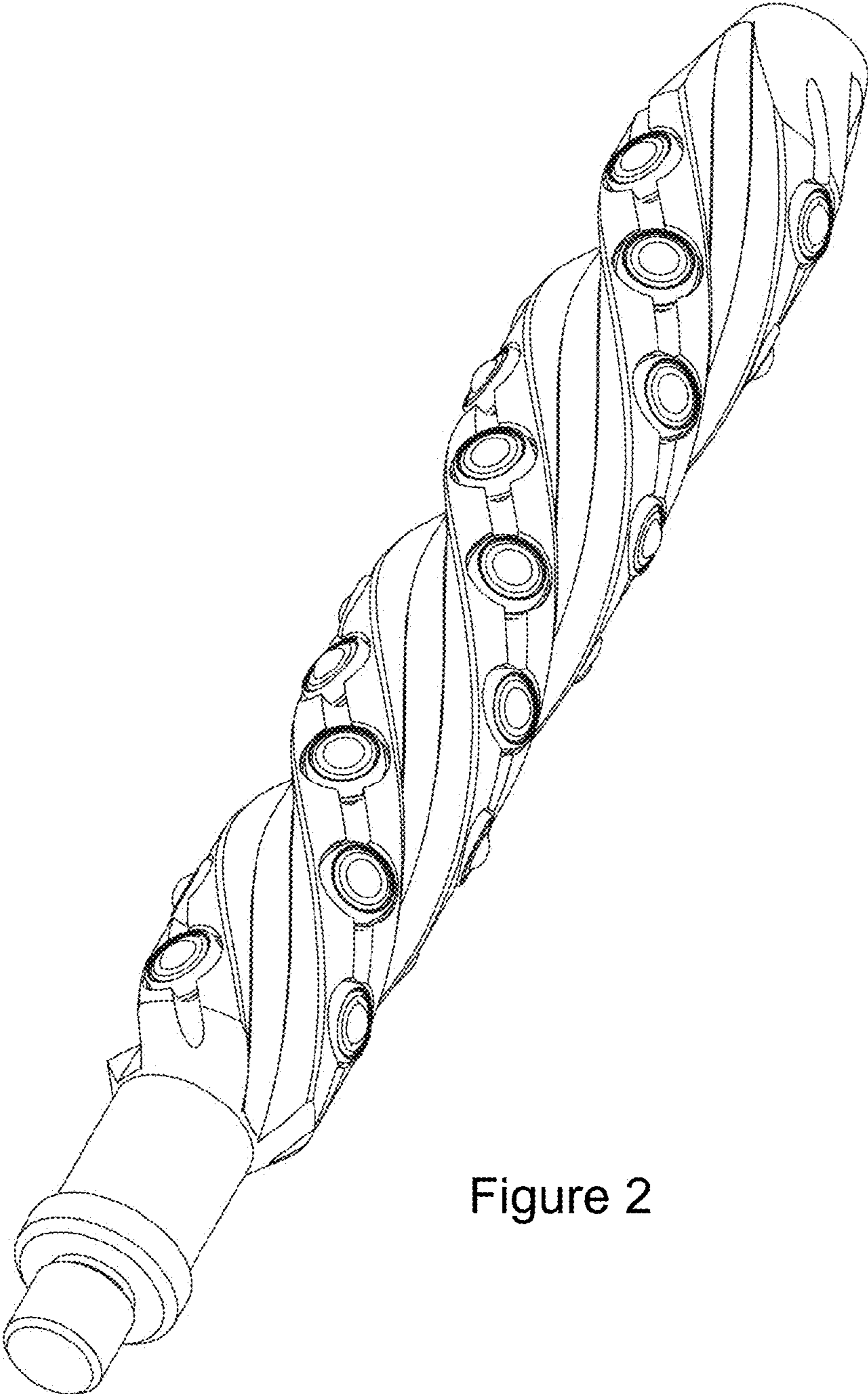


Figure 2




Figure 3

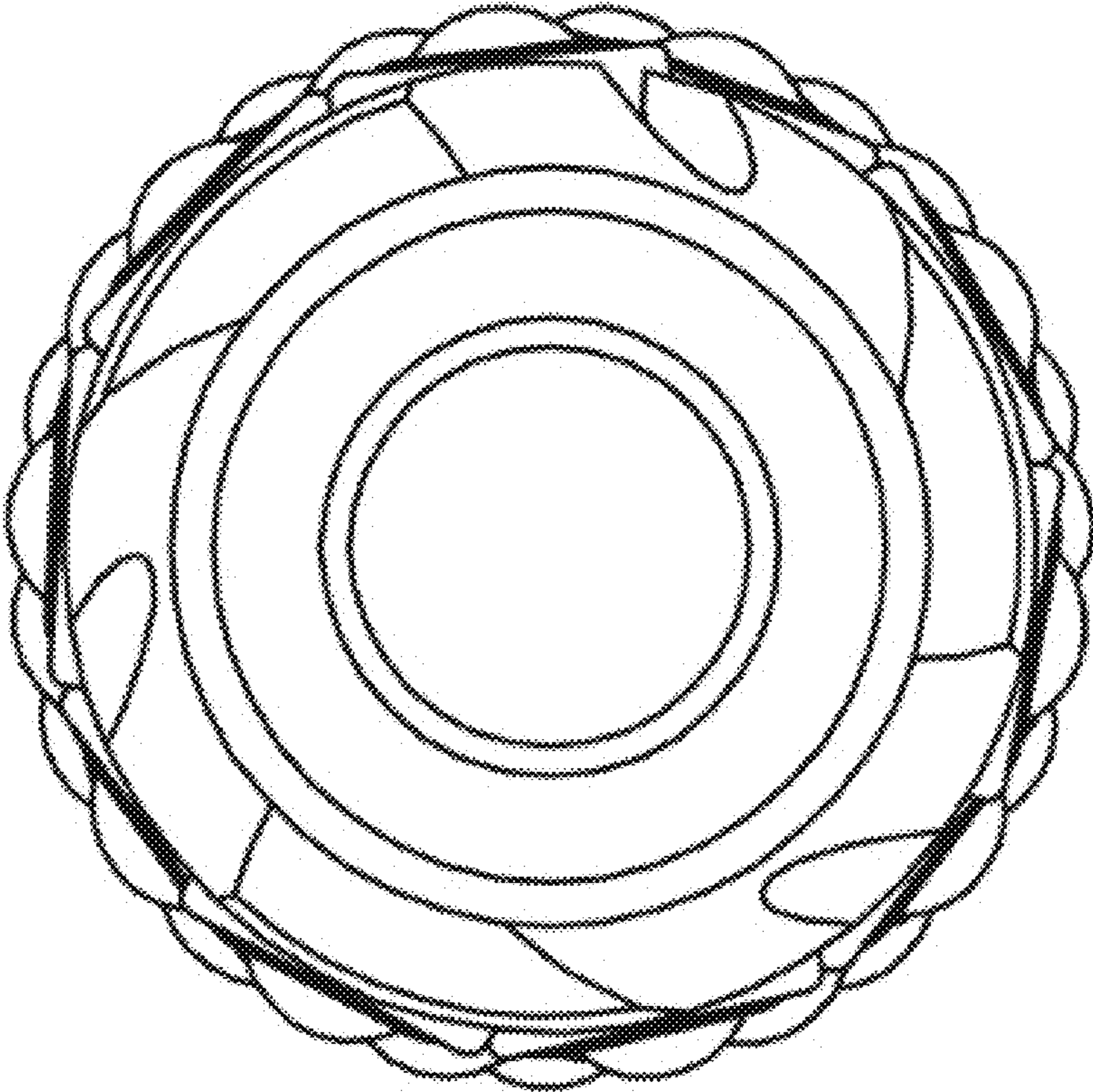


Figure 4

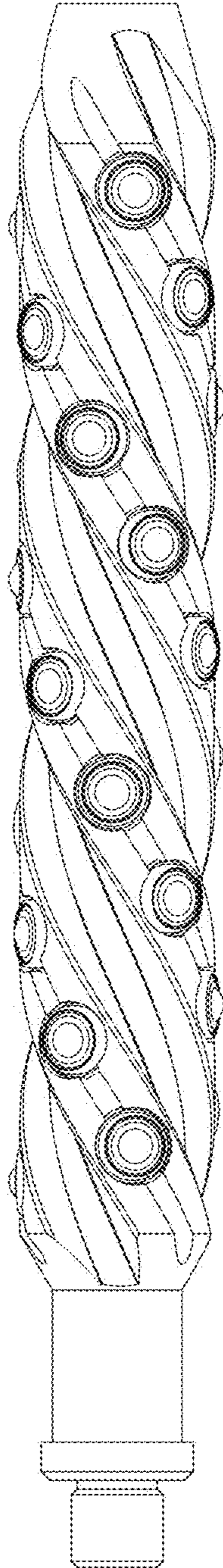


Figure 5

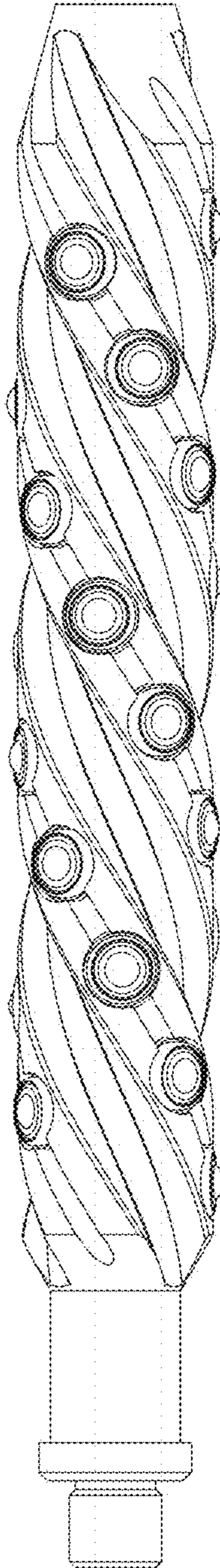


Figure 6

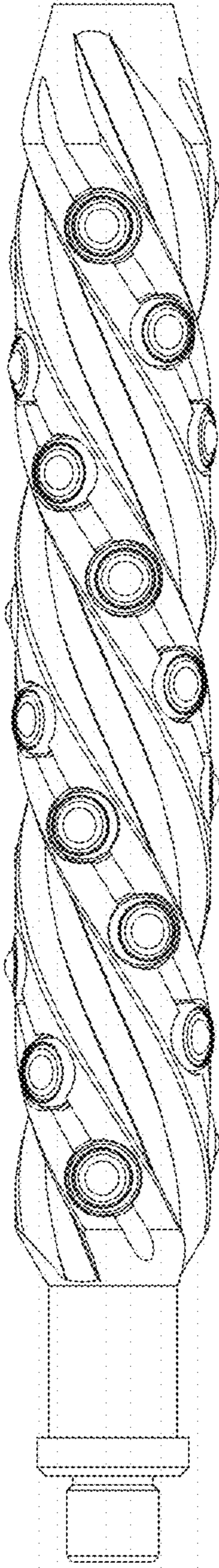


Figure 7