



US00D732083S

(12) **United States Design Patent**
Porojan et al.

(10) **Patent No.:** **US D732,083 S**
(45) **Date of Patent:** **** Jun. 16, 2015**

(54) **VALVE COVER**

(71) Applicant: **Caterpillar Inc.**, Peoria, IL (US)
(72) Inventors: **Adrian Porojan**, Peoria, IL (US); **Terril J. Johnson**, Washington, IL (US); **Andrew David Schick**, Morton, IL (US); **Pravin B. Sondkar**, Peoria, IL (US); **Siva Naga Prasad Nalam Satyavara**, Dunlap, IL (US)

(73) Assignee: **Caterpillar Inc.**, Peoria, IL (US)

(**) Term: **14 Years**

(21) Appl. No.: **29/440,906**

(22) Filed: **Dec. 28, 2012**

(51) **LOC (10) Cl.** **15-01**

(52) **U.S. Cl.**
USPC **D15/5**

(58) **Field of Classification Search**
USPC D15/1-6; D12/400; 123/635, 195 C, 123/903.38, 573, 198 E, 90.37, 572, 90.27
See application file for complete search history.

(56) **References Cited**

U.S. PATENT DOCUMENTS

D531,641 S * 11/2006 Schultz et al. D15/5
2013/0298857 A1 * 11/2013 Gillette, II 123/90.38
2014/0290634 A1 * 10/2014 Slaughter et al. 123/573

OTHER PUBLICATIONS

Caterpillar production drawing 341-6804 of COVER GP-MECH-B dated Jan. 22, 2009.

* cited by examiner

Primary Examiner — T. Chase Nelson

Assistant Examiner — Ania Aman

(74) *Attorney, Agent, or Firm* — Finnegan, Henderson, Farabow, Garrett & Dunner, LLP

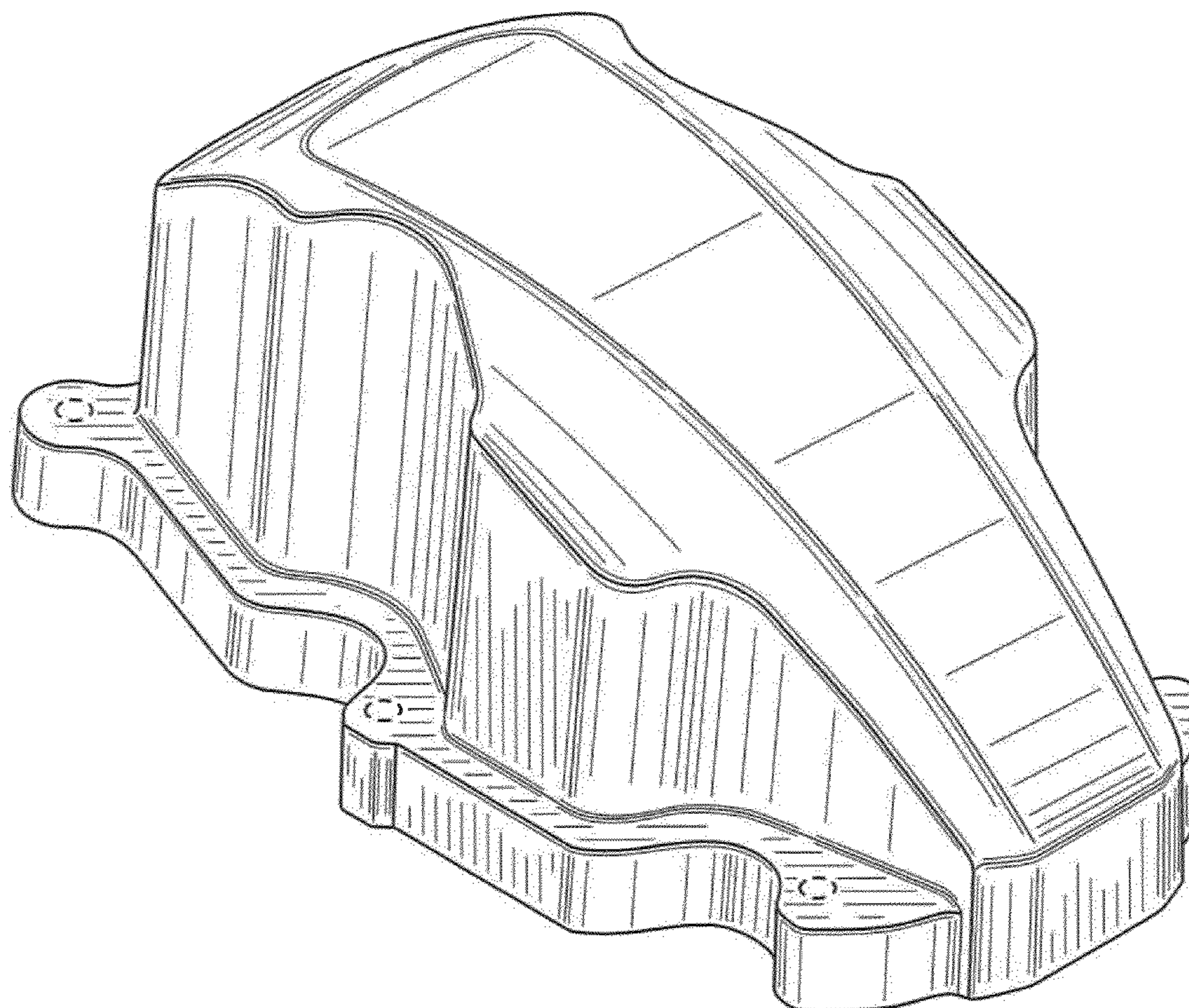
(57) **CLAIM**

The ornamental design for a valve cover, as shown and described.

DESCRIPTION

FIG. 1 is a front left perspective view of a valve cover showing our new design;
FIG. 2 is a right side view thereof;
FIG. 3 is a left side view thereof;
FIG. 4 is a front view thereof;
FIG. 5 is a rear view thereof; and,
FIG. 6 is a top plan view thereof, the bottom view not being visible during ordinary use is not depicted.
The bottom view of the valve cover forms no part of the claimed design. The broken lines shown in the drawings illustrate portions of the valve cover that form no part of the claimed design.

1 Claim, 5 Drawing Sheets



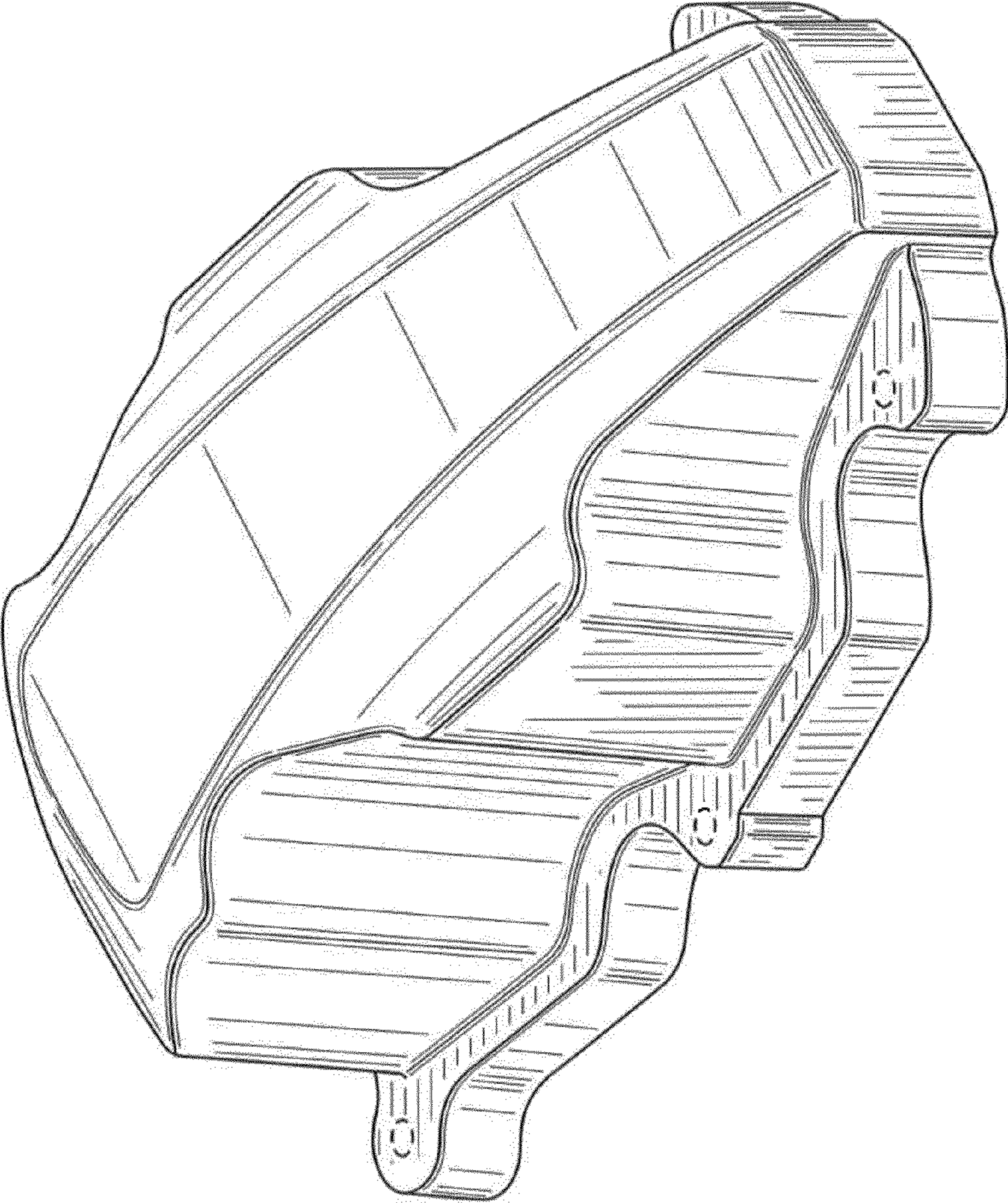


FIG. 1




FIG. 2

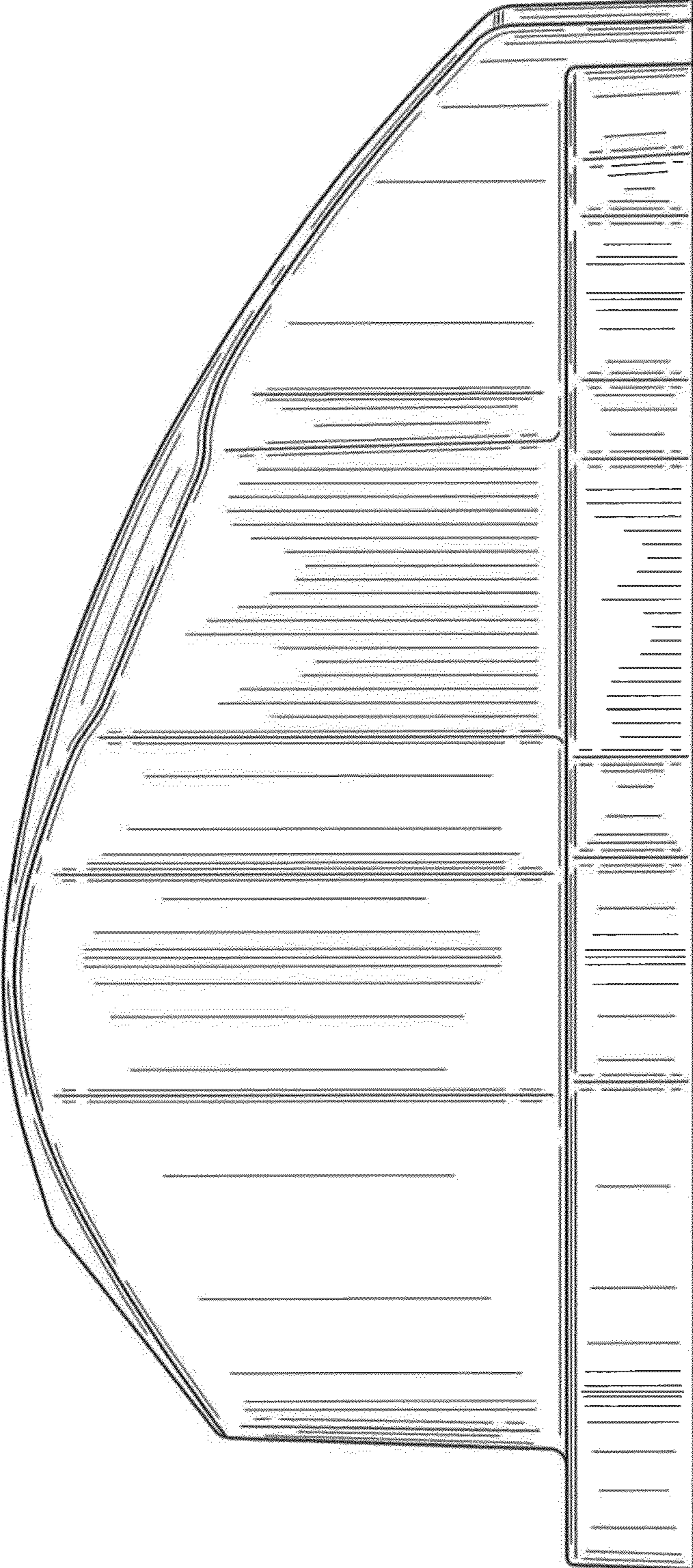


FIG. 3



FIG. 4

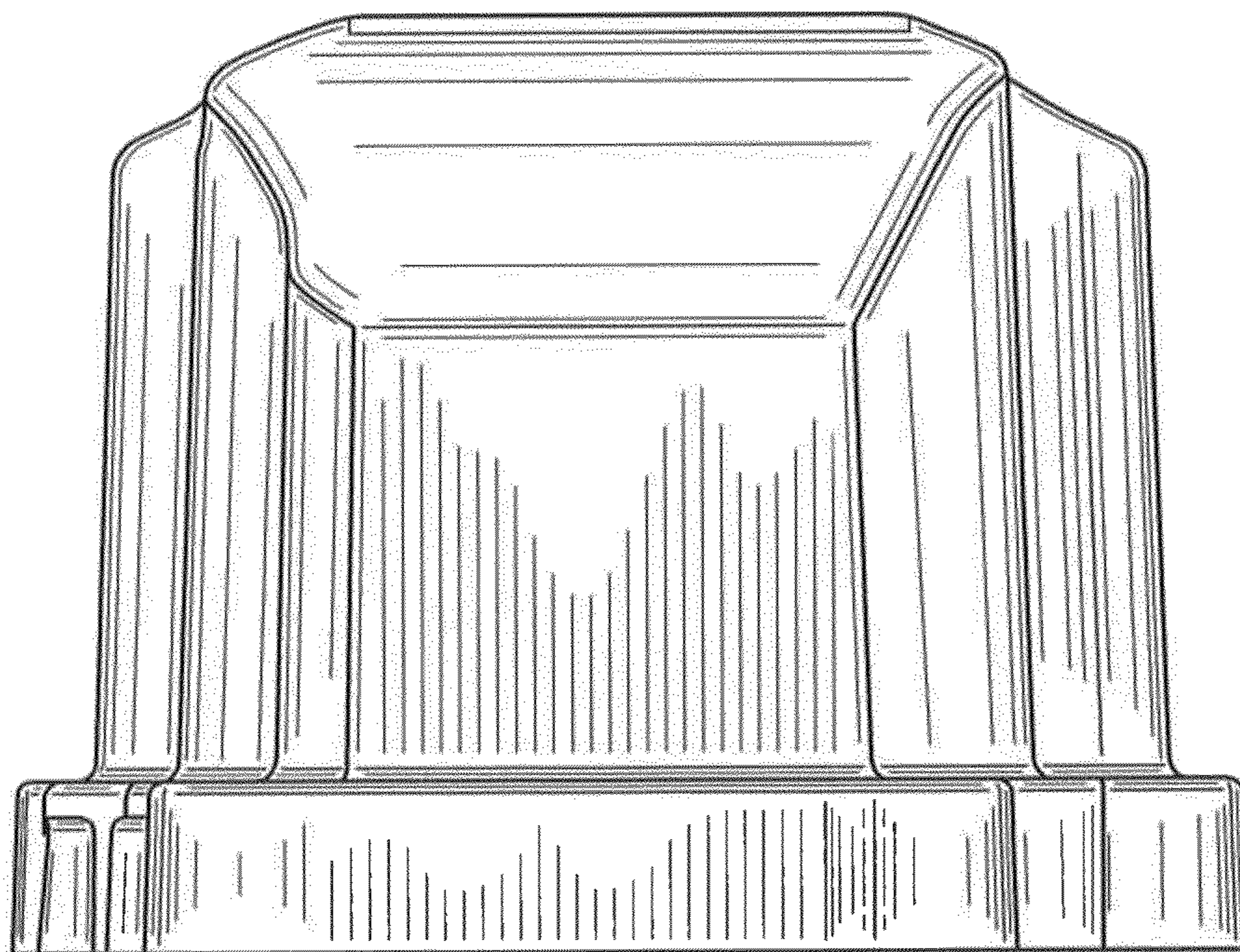


FIG. 5

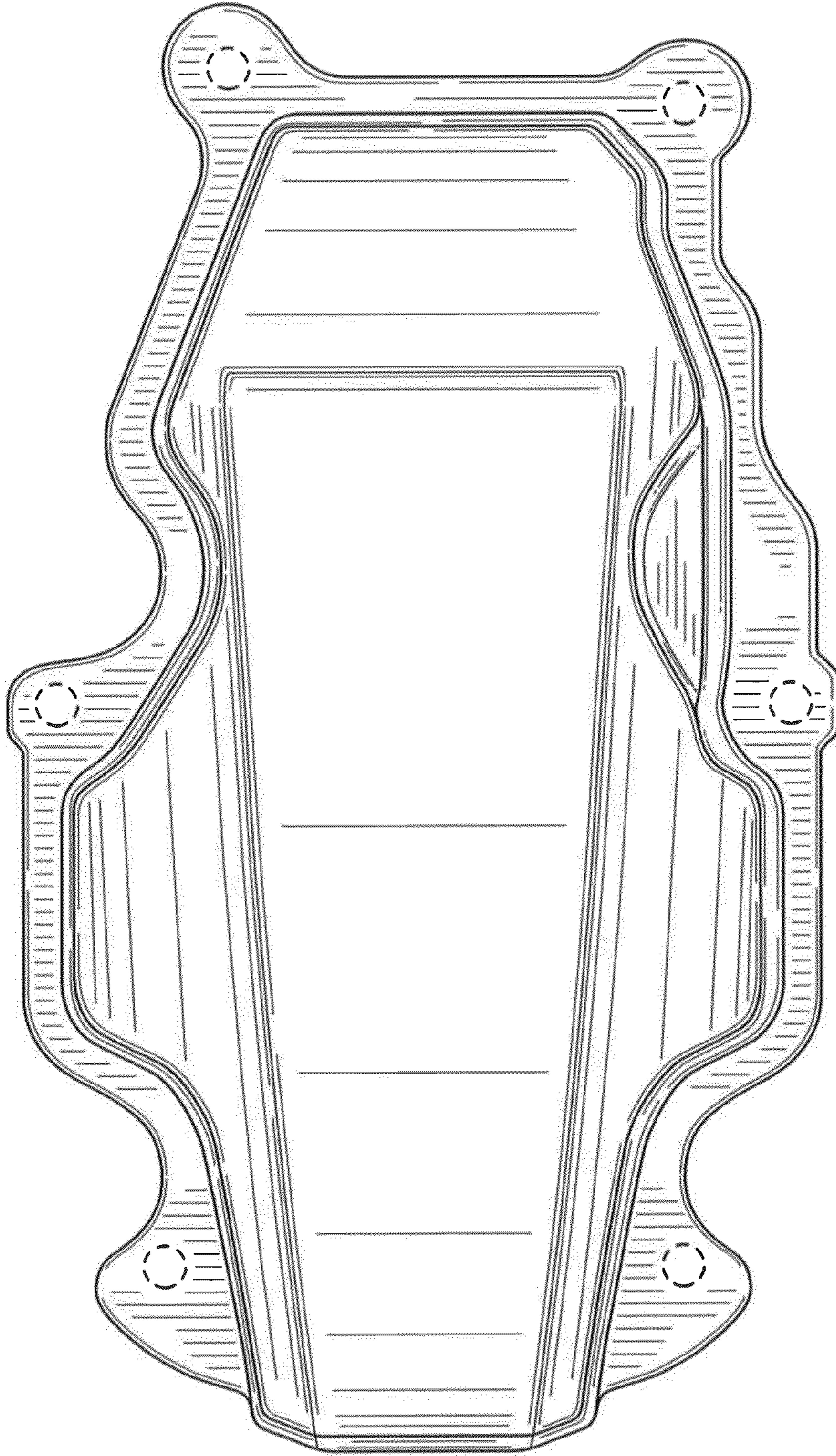


FIG. 6