



US00D732060S

(12) **United States Design Patent**
Townsend

(10) **Patent No.:** **US D732,060 S**

(45) **Date of Patent:** **** Jun. 16, 2015**

(54) **COMPUTER DISPLAY WITH DOUBLE
HELIX INTERFACE**

2014/0163078 A1* 6/2014 Steyn et al. 514/375
2014/0170239 A1* 6/2014 Schymkowitz et al. 424/649
2014/0172074 A1* 6/2014 Concagh et al. 623/1.19

(76) Inventor: **Daniel Townsend**, Lutherville, MD (US)

* cited by examiner

(**) Term: **14 Years**

Primary Examiner — Cynthia Underwood

(74) *Attorney, Agent, or Firm* — QuickPatents; Kevin Prince

(21) Appl. No.: **29/432,024**

(57) **CLAIM**

I claim the ornamental design for a computer display with double helix interface, as shown and described.

(22) Filed: **Sep. 12, 2012**

DESCRIPTION

(51) **LOC (10) Cl.** **14-04**

(52) **U.S. Cl.**
USPC **D14/487**

(58) **Field of Classification Search**
USPC D14/485, 486, 489, 495, 487; 715/772,
715/855; 273/252

See application file for complete search history.

FIG. 1 is a front elevational view of a computer display with double helix interface, showing an opaque embodiment of my new design;

FIG. 2 is a partial enlarged view taken from line 2-2 on FIG. 1;

FIG. 3 is a front elevational view of a computer display with double helix interface, showing a transparent embodiment of my new design; and,

FIG. 4 is a partial enlarged view taken from line 4-4 on FIG. 3.

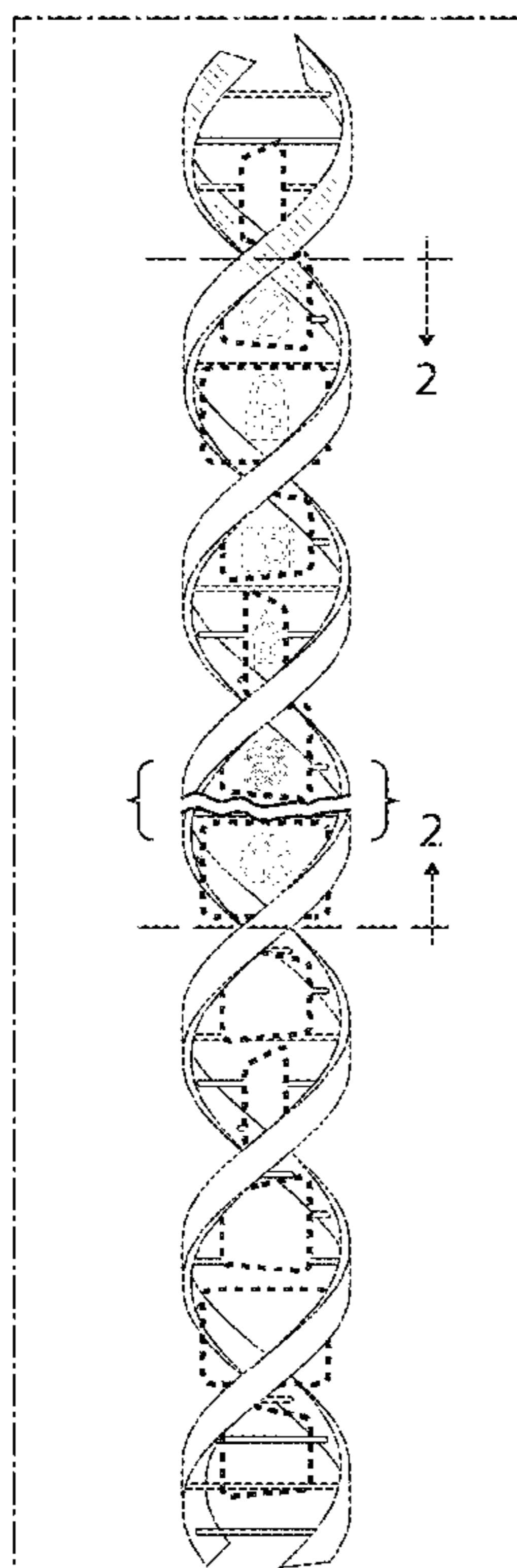
The broken lines depict environmental matter and form no part of the claimed design. The dashed-dot lines showing a portion of the display screen form no part of the claimed design. The broken away symbols indicate that the appearance of any portion of the article between the break lines forms no part of the claimed design.

(56) **References Cited**

U.S. PATENT DOCUMENTS

D451,928 S *	12/2001	Van Huong	D14/485
6,373,484 B1 *	4/2002	Orell et al.	345/420
D496,941 S	10/2004	Ording		
D563,981 S *	3/2008	Montagne et al.	D14/489
D628,584 S *	12/2010	Umezawa	D14/489
D658,204 S *	4/2012	Jones	D14/492
D705,799 S *	5/2014	Funabashi et al.	D14/487

1 Claim, 2 Drawing Sheets



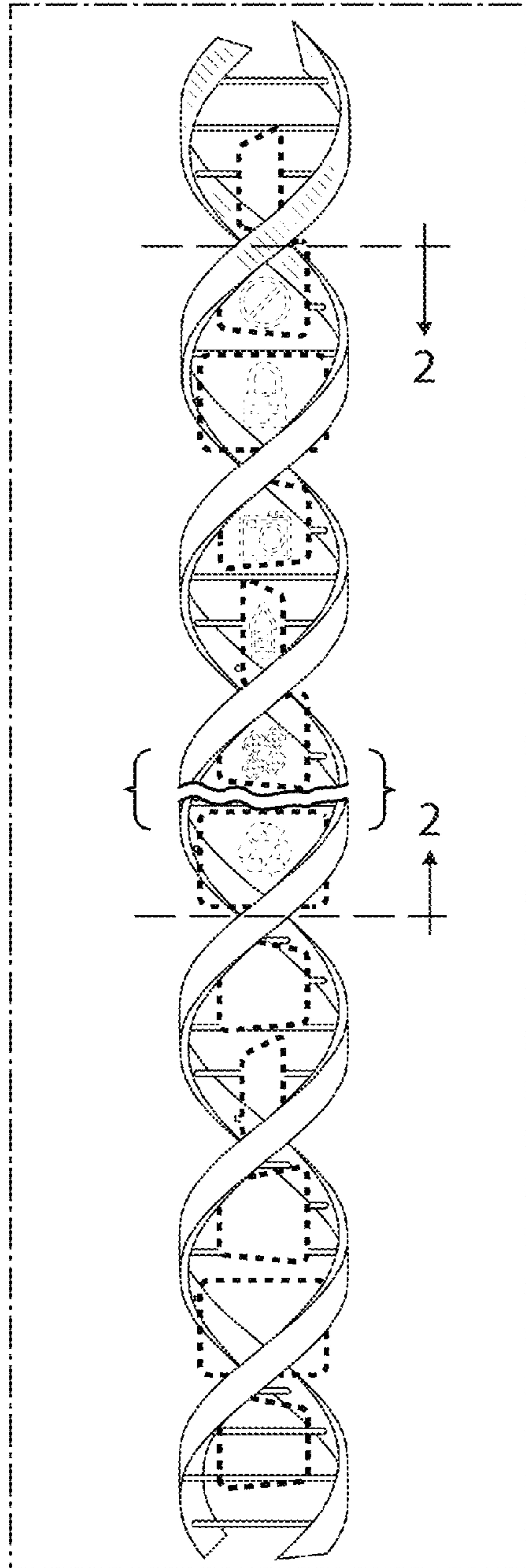


FIG. 1

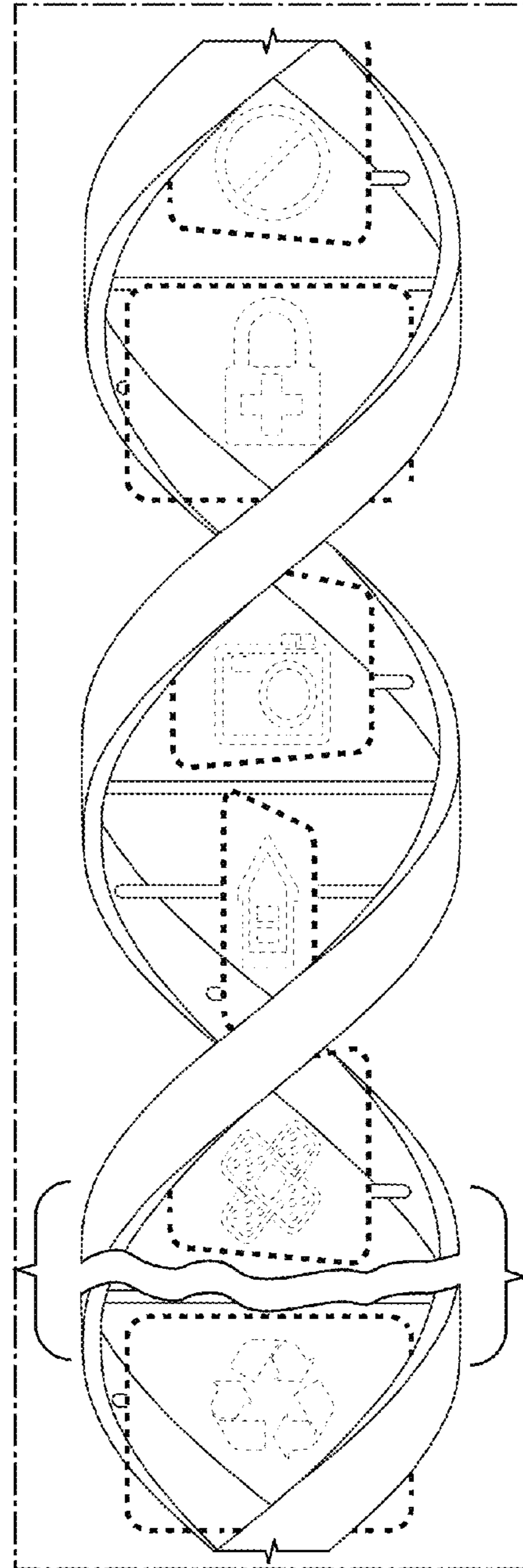


FIG. 2

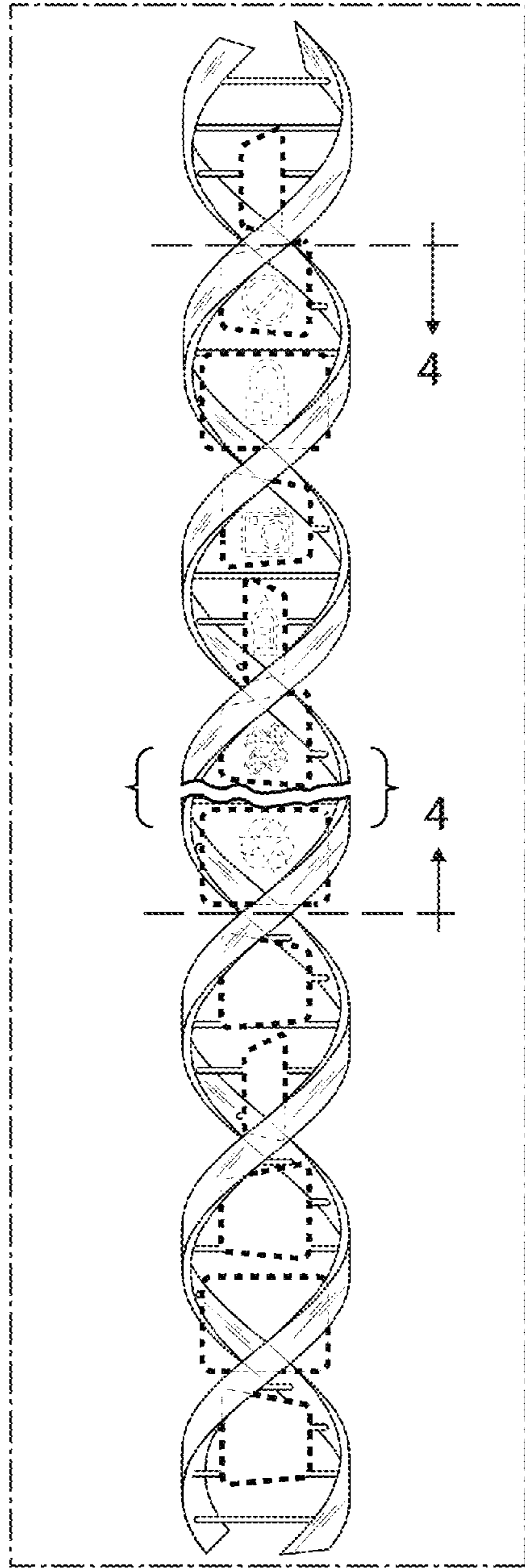


FIG. 3

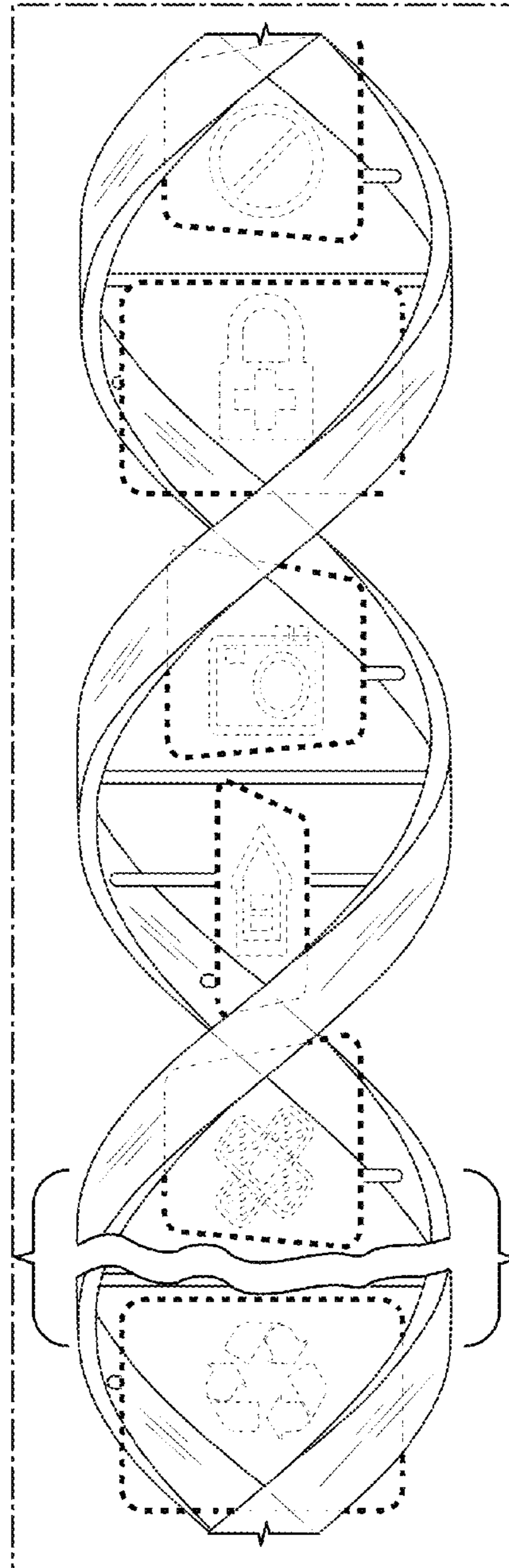


FIG. 4