



US00D732053S

(12) **United States Design Patent**
Tomita et al.

(10) **Patent No.:** **US D732,053 S**
(45) **Date of Patent:** **** Jun. 16, 2015**

(54) **ELECTRONIC COPYING MACHINE
DISPLAY SCREEN WITH GRAPHICAL USER
INTERFACE**

(75) Inventors: **Atsushi Tomita**, Toyohashi (JP); **Izumi Ogawa**, Setagaya-ku (JP); **Shunji Ogawa**, Setagaya-ku (JP); **Yusuke Goto**, Setagaya-ku (JP)

(73) Assignee: **KONICA MINOLTA, INC.**, Chiyoda-Ku, Tokyo (JP)

(**) Term: **14 Years**

(21) Appl. No.: **29/426,809**

(22) Filed: **Jul. 11, 2012**

(30) **Foreign Application Priority Data**

Jan. 13, 2012 (JP) 2012-000562
Jan. 13, 2012 (JP) 2012-000563

(51) **LOC (10) Cl.** **14-04**

(52) **U.S. Cl.**
USPC **D14/486**

(58) **Field of Classification Search**
USPC D14/485-495; 715/700-867, 961-978;
345/173
CPC G06F 3/048; G06F 3/041
See application file for complete search history.

(56) **References Cited**

U.S. PATENT DOCUMENTS

5,390,005 A * 2/1995 Kimoto et al. 399/81
D467,252 S * 12/2002 Lee D14/486
6,897,880 B2 * 5/2005 Samra 345/619
D571,819 S * 6/2008 Scott et al. D14/487
D573,601 S * 7/2008 Gregov et al. D14/487

D583,387 S * 12/2008 Chen et al. D14/488
D586,355 S * 2/2009 Mori et al. D14/486
D597,099 S * 7/2009 Ording D14/486
D602,496 S * 10/2009 Takano et al. D14/486
D614,191 S * 4/2010 Takano et al. D14/486
7,761,812 B2 * 7/2010 Ostojic et al. 715/835
D622,730 S * 8/2010 Krum et al. D14/486
D643,043 S * 8/2011 Loken et al. D14/486
8,037,424 B2 * 10/2011 Kujda et al. 715/841
D661,313 S * 6/2012 Nenoki D14/487

* cited by examiner

Primary Examiner — Ian Simmons

Assistant Examiner — Richelle G Shelton

(74) *Attorney, Agent, or Firm* — Buchanan Ingeroll & Rooney PC

(57) **CLAIM**

The ornamental design for an electronic copying machine display screen with graphical user interface, as shown and described.

DESCRIPTION

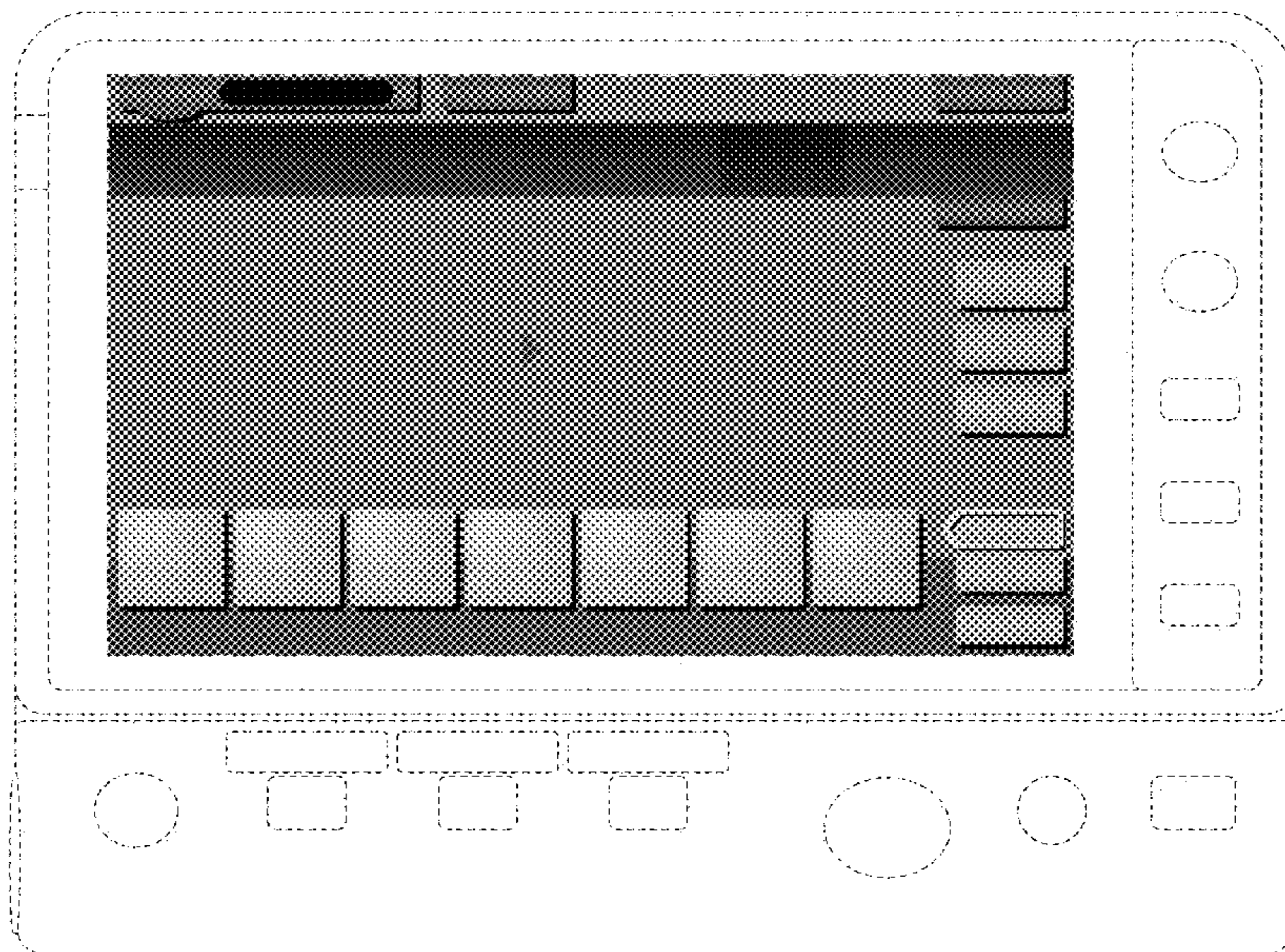
The patent or application file contains at least one drawing executed in color. Copies of this patent with color drawing(s) will be provided by the Office upon request and payment of the necessary fee.

FIG. 1 is a front view of an electronic copying machine display screen with graphical user interface showing our new design; and,

FIG. 2 is a front view thereof, with the alphanumerical and graphical characters removed for clarity of illustration.

The dash dot dash line showing the display screen forms no part of the claimed design. The broken line showing of the remainder of the graphical user interface and the electronic copying machine forms no part of the claimed design.

1 Claim, 2 Drawing Sheets
(2 of 2 Drawing Sheet(s) Filed in Color)



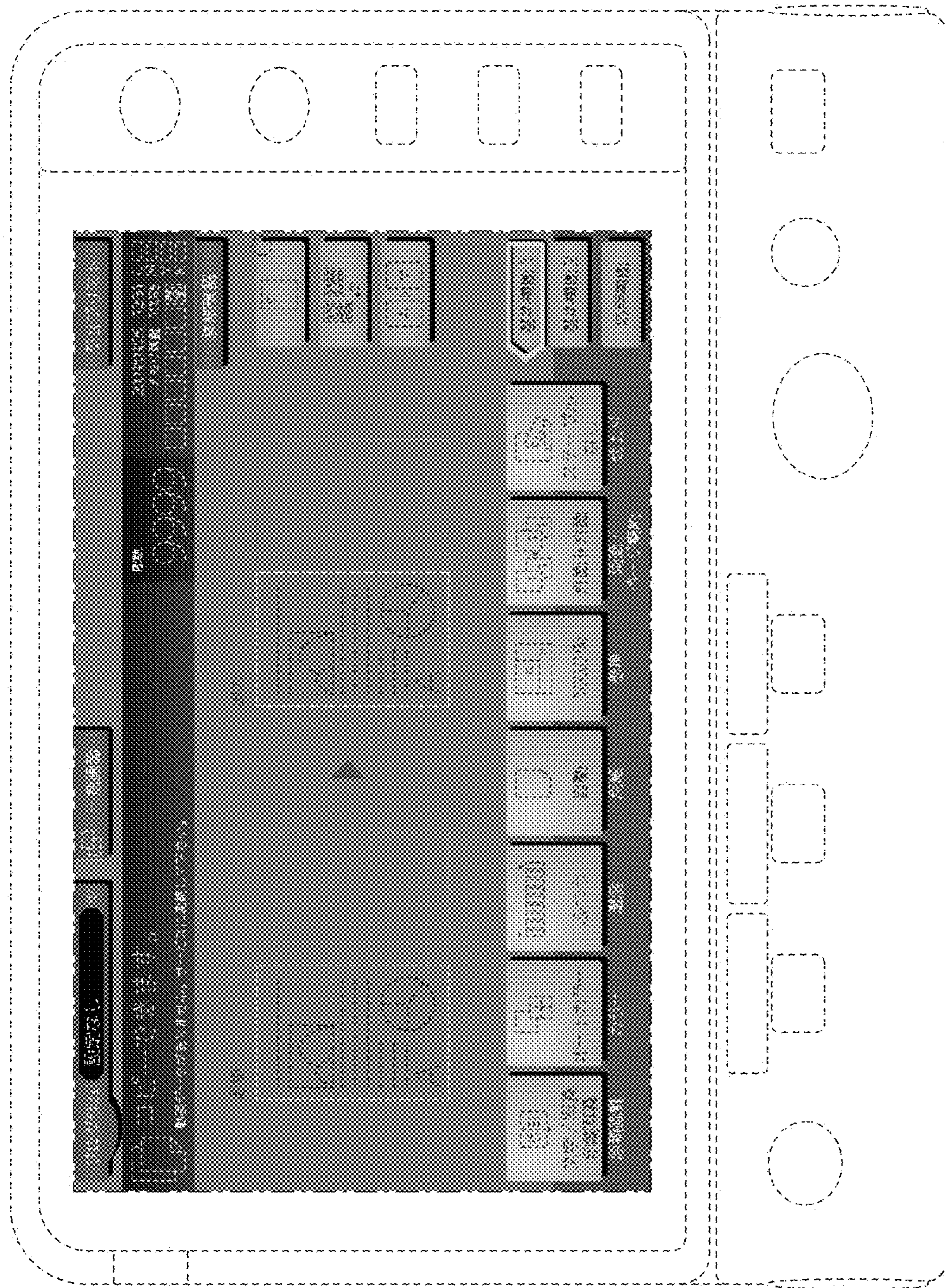


FIG. 1

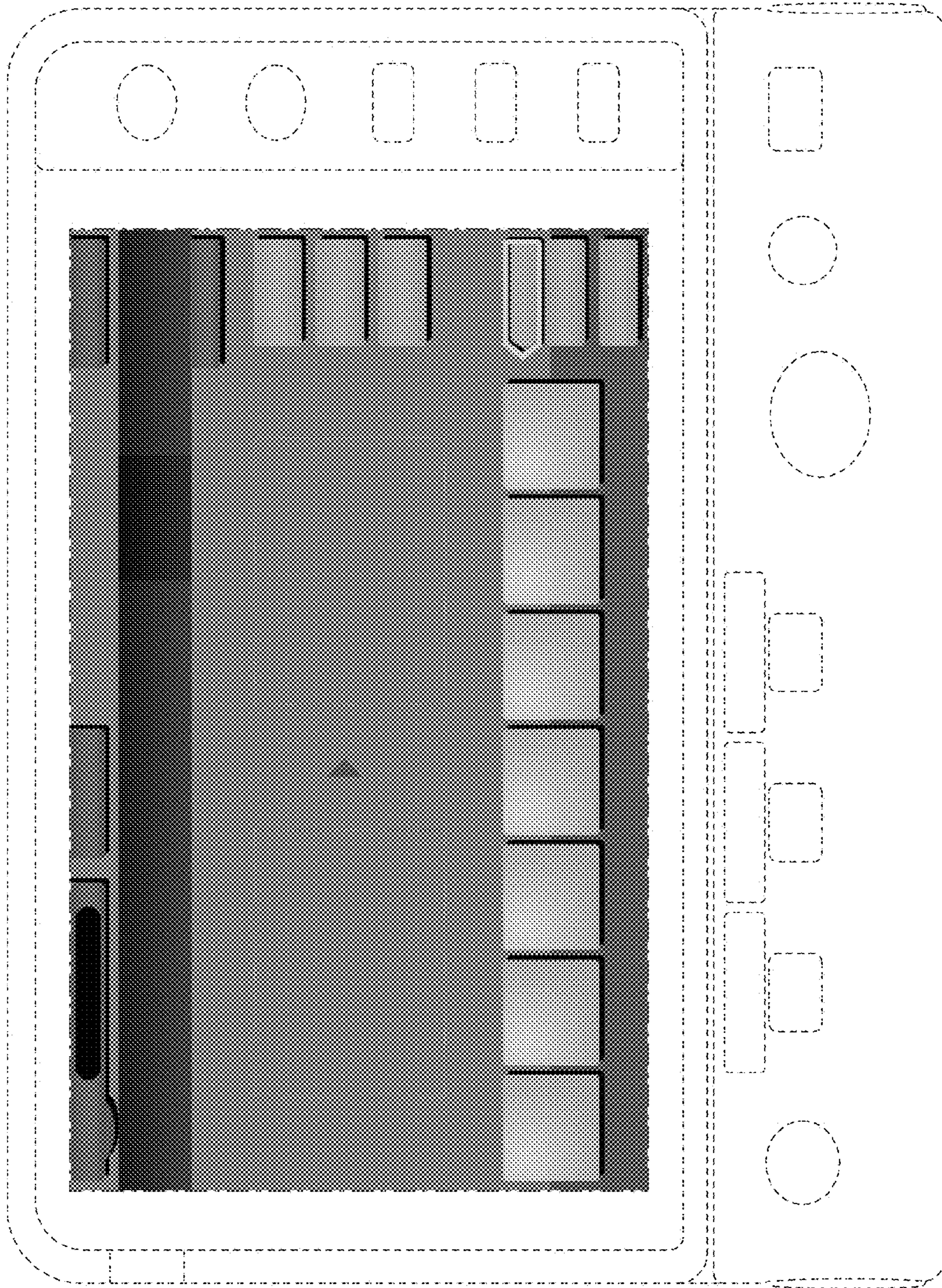


FIG. 2