



US00D732039S

(12) **United States Design Patent**
Ashcraft et al.

(10) **Patent No.:** **US D732,039 S**

(45) **Date of Patent:** **** Jun. 16, 2015**

(54) **COMPUTING DEVICE**

(75) Inventors: **Britt C. Ashcraft**, Tomball, TX (US);
William A. Gralewski, Houston, TX
(US); **Ilchan Lee**, Houston, TX (US)

(73) Assignee: **Hewlett-Packard Development
Company, L.P.**, Houston, TX (US)

(**) Term: **14 Years**

(21) Appl. No.: **29/362,986**

(22) Filed: **Jun. 2, 2010**

(51) **LOC (10) Cl.** **14-02**

(52) **U.S. Cl.**
USPC **D14/439**

(58) **Field of Classification Search**
USPC D14/315–326, 341–347, 353–356, 432,
D14/439, 441–446, 125, 138,
D14/138 AA–138 AD, 138 C, 138 G; 341/22,
341/23; 345/168, 169; 361/679.01, 679.02,
361/679.08, 679.09, 679.1, 679.18, 679.26,
361/679.3, 679.31, 679.4, 679.55, 679.56
See application file for complete search history.

(56) **References Cited**

U.S. PATENT DOCUMENTS

3,972,593	A *	8/1976	Appeldorn et al.	359/742
D277,044	S *	1/1985	Kuhlman	D1/130
D383,886	S *	9/1997	Baumgartner	D1/199
6,027,753	A *	2/2000	Reeves et al.	426/144
D490,419	S *	5/2004	Shiue et al.	D14/341
D592,167	S *	5/2009	Park et al.	D14/138 AD
D602,894	S *	10/2009	Lepoultier et al.	D14/138 AB
D607,860	S *	1/2010	Bae	D14/138 AA
D615,949	S *	5/2010	Kim	D14/138 G
D626,528	S *	11/2010	Park et al.	D14/138 AB
D627,322	S *	11/2010	Ardinghi et al.	D14/138 AB
D629,782	S *	12/2010	Kim et al.	D14/138 G
D630,181	S *	1/2011	Xiao	D14/138 AA
D630,626	S *	1/2011	Fujita et al.	D14/318
D632,663	S *	2/2011	Oh et al.	D14/138 G
D633,905	S *	3/2011	Ke et al.	D14/315

D635,563	S *	4/2011	Brusca et al.	D14/301
D638,011	S *	5/2011	Kuo et al.	D14/315
D641,333	S *	7/2011	Lee et al.	D14/138 AA
D641,334	S *	7/2011	Hong et al.	D14/138 AA
D647,500	S *	10/2011	Kim	D14/138 AA
D648,310	S *	11/2011	Choi et al.	D14/138 AA
D651,202	S *	12/2011	Fathollahi	D14/250
D651,599	S *	1/2012	Kim et al.	D14/315
D653,667	S *	2/2012	Wallace et al.	D14/444
D654,076	S *	2/2012	Wong et al.	D14/371
D665,374	S *	8/2012	Park et al.	D14/138 AA
D671,903	S *	12/2012	Geum	D14/138 AA
D671,904	S *	12/2012	Geum	D14/138 AA
D676,216	S *	2/2013	Peterson et al.	D1/128
D676,407	S *	2/2013	Kim	D14/138 AA
D682,241	S *	5/2013	Choi	D14/138 AA

* cited by examiner

Primary Examiner — Karen E Kearney

(74) *Attorney, Agent, or Firm* — Rathe Lindenbaum LLP


(57) **CLAIM**

We claim the ornamental design for a computing device, as shown and described.

DESCRIPTION

FIG. 1 is a perspective view of a computing device;
FIG. 2 is a top plan view thereof;
FIG. 3 is an enlarged fragmentary sectional view thereof taken along lines 3-3 of FIG. 2; and
FIG. 4 is an enlarged fragmentary sectional view thereof taken along lines 4-4 of FIG. 2
FIG. 5 is a perspective view of another embodiment of the computing device of FIG. 1;
FIG. 6 is a top plan view of the computing device of FIG. 5;
FIG. 7 is an enlarged fragmentary sectional view of the computing device of FIG. 6 taken along lines 7-7; and,
FIG. 8 is an enlarged fragmentary sectional view of the computing device of FIG. 6 taken along lines 8-8.
The dash-dash broken lines in the drawings are environmental lines while the short dash-long dash lines are boundary lines, neither of which are part of the claimed design.

1 Claim, 6 Drawing Sheets



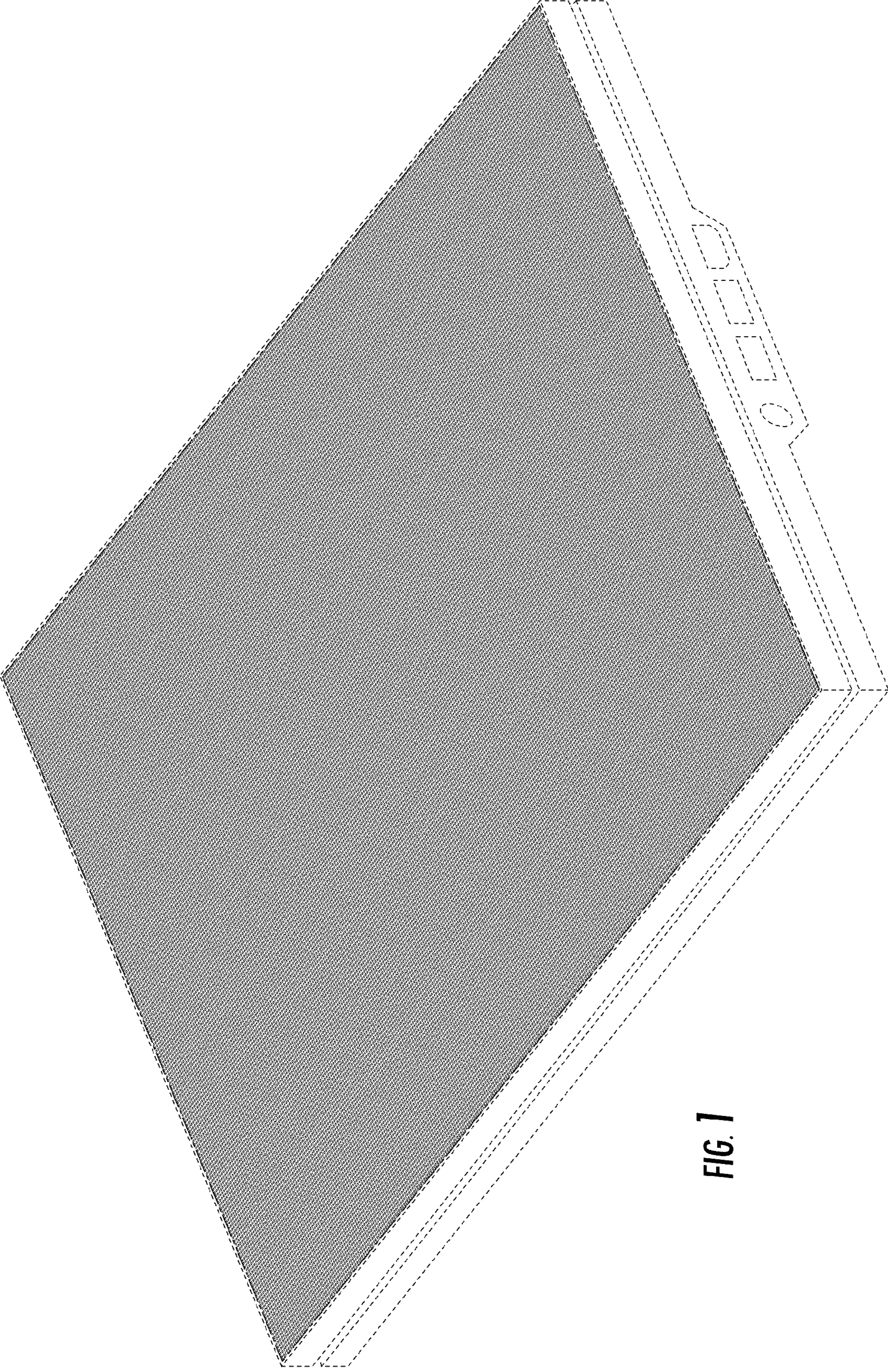


FIG. 1




FIG. 2

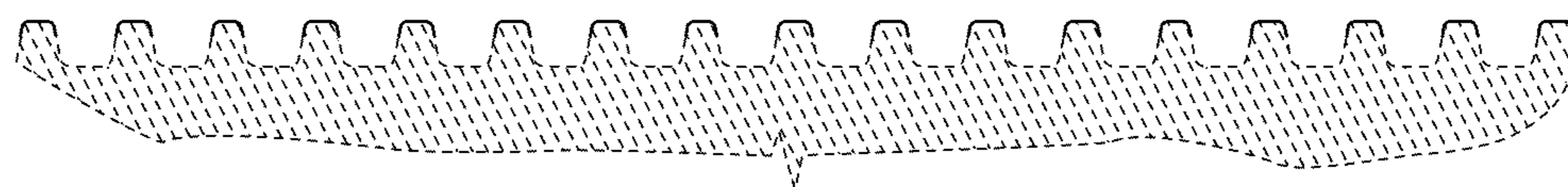


FIG. 3

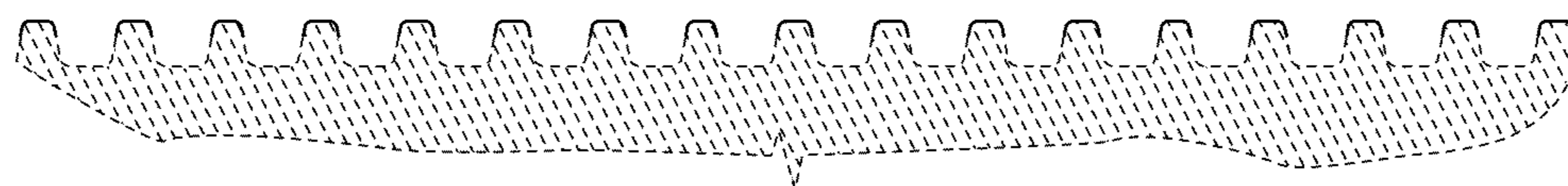


FIG. 4

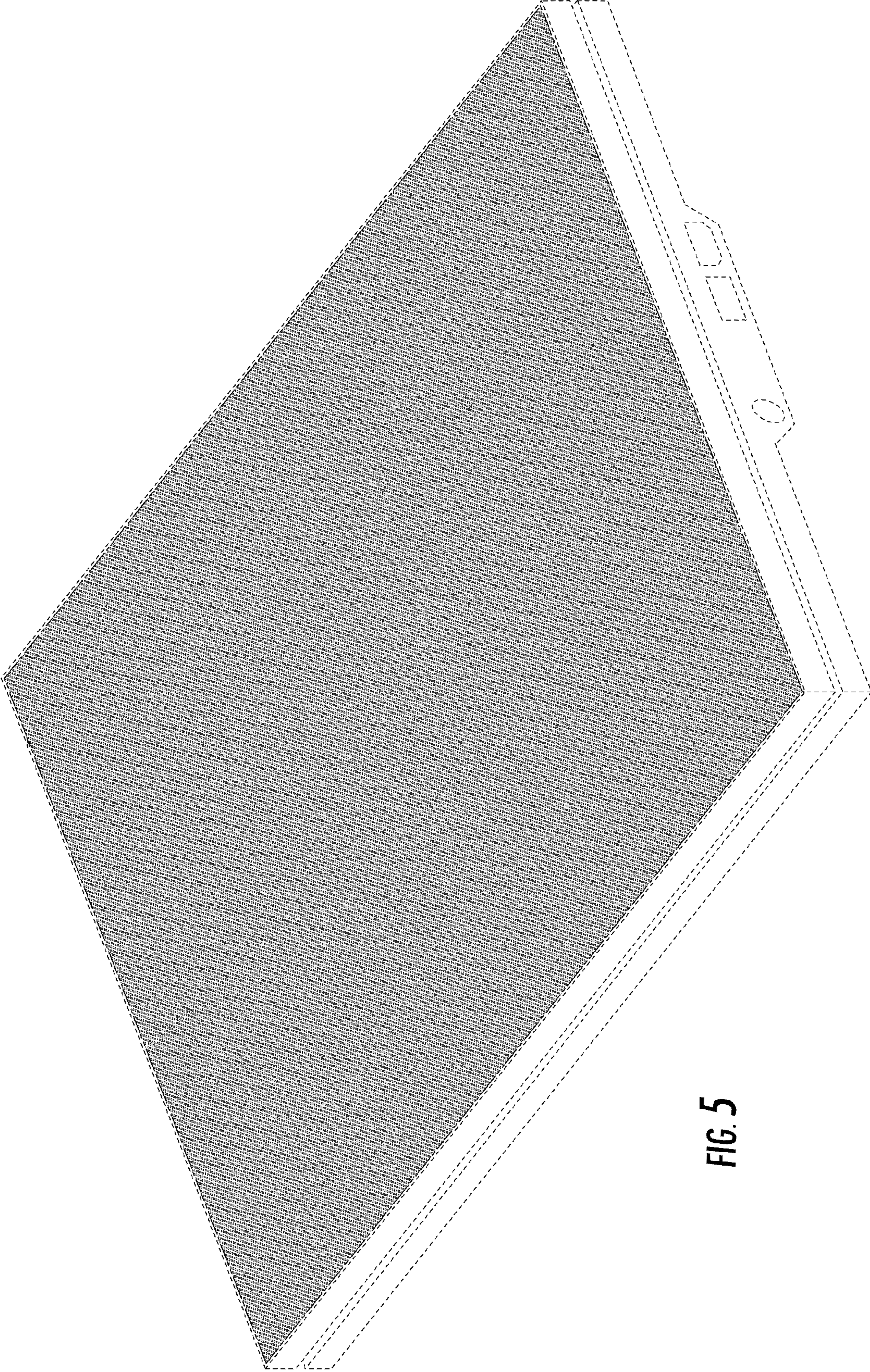


FIG. 5




FIG. 6

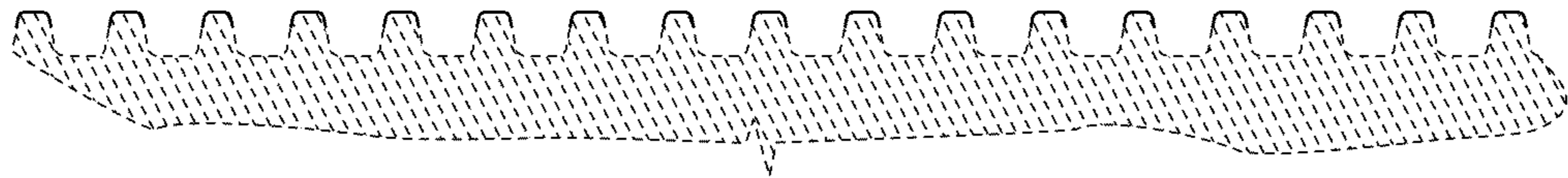


FIG. 7

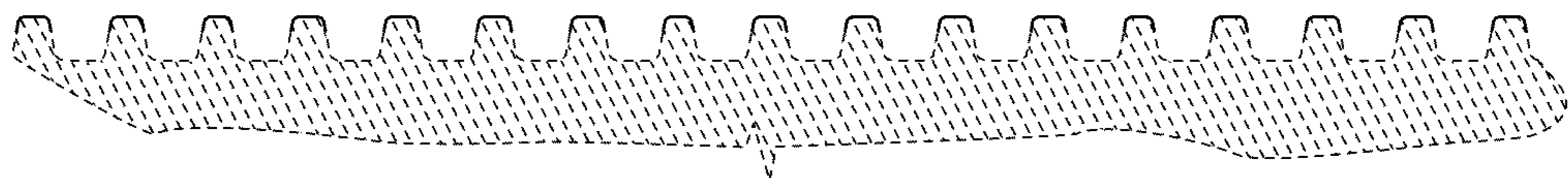


FIG. 8