



US00D732033S

(12) **United States Design Patent**
Sakaguchi

(10) **Patent No.:** **US D732,033 S**
(45) **Date of Patent:** **** Jun. 16, 2015**

(54) **PORTABLE ELECTRONIC DEVICE**

(71) Applicant: **SomniQ, Inc.**, Menlo Park, CA (US)

(72) Inventor: **Rikko Sakaguchi**, Menlo Park, CA (US)

(73) Assignee: **SomniQ, Inc.**, Menlo Park, CA (US)

(**) Term: **14 Years**

(21) Appl. No.: **29/437,860**

(22) Filed: **Nov. 21, 2012**

(51) **LOC (10) Cl.** **14-02**

(52) **U.S. Cl.**
USPC **D14/388**

(58) **Field of Classification Search**
USPC D14/388.408, 432, 433, 439, 454, 218,
D14/417, 155, 341, 356; D13/162, 168;
345/173, 156
See application file for complete search history.

(56) **References Cited**

U.S. PATENT DOCUMENTS

D382,261 S *	8/1997	Kaneko et al.	D14/417
D521,512 S *	5/2006	Kunzi et al.	D14/388
D527,008 S *	8/2006	Greenrod	D14/420
D541,228 S *	4/2007	Thursfield	D13/168
D558,767 S *	1/2008	Solland	D14/412
D579,937 S *	11/2008	Cohen	D14/408
D595,670 S *	7/2009	Glassman et al.	D13/168
D601,564 S *	10/2009	Maeno	D14/400
D602,915 S *	10/2009	Song et al.	D14/218

D602,916 S *	10/2009	Won et al.	D14/218
D632,265 S *	2/2011	Choi et al.	D13/168
D632,281 S *	2/2011	Hoehn et al.	D14/218
D685,790 S *	7/2013	Tang	D14/388
D687,009 S *	7/2013	Song et al.	D14/155
D695,258 S *	12/2013	Hauser et al.	D14/155
D700,904 S *	3/2014	Miller et al.	D14/218
D719,165 S *	12/2014	Hill et al.	D14/412
D724,060 S *	3/2015	Ahn et al.	D14/218
2014/0139466 A1 *	5/2014	Sakaguchi et al.	345/173

* cited by examiner

Primary Examiner — Deanna L Pratt

(74) *Attorney, Agent, or Firm* — Dorsey & Whitney LLP

(57) **CLAIM**

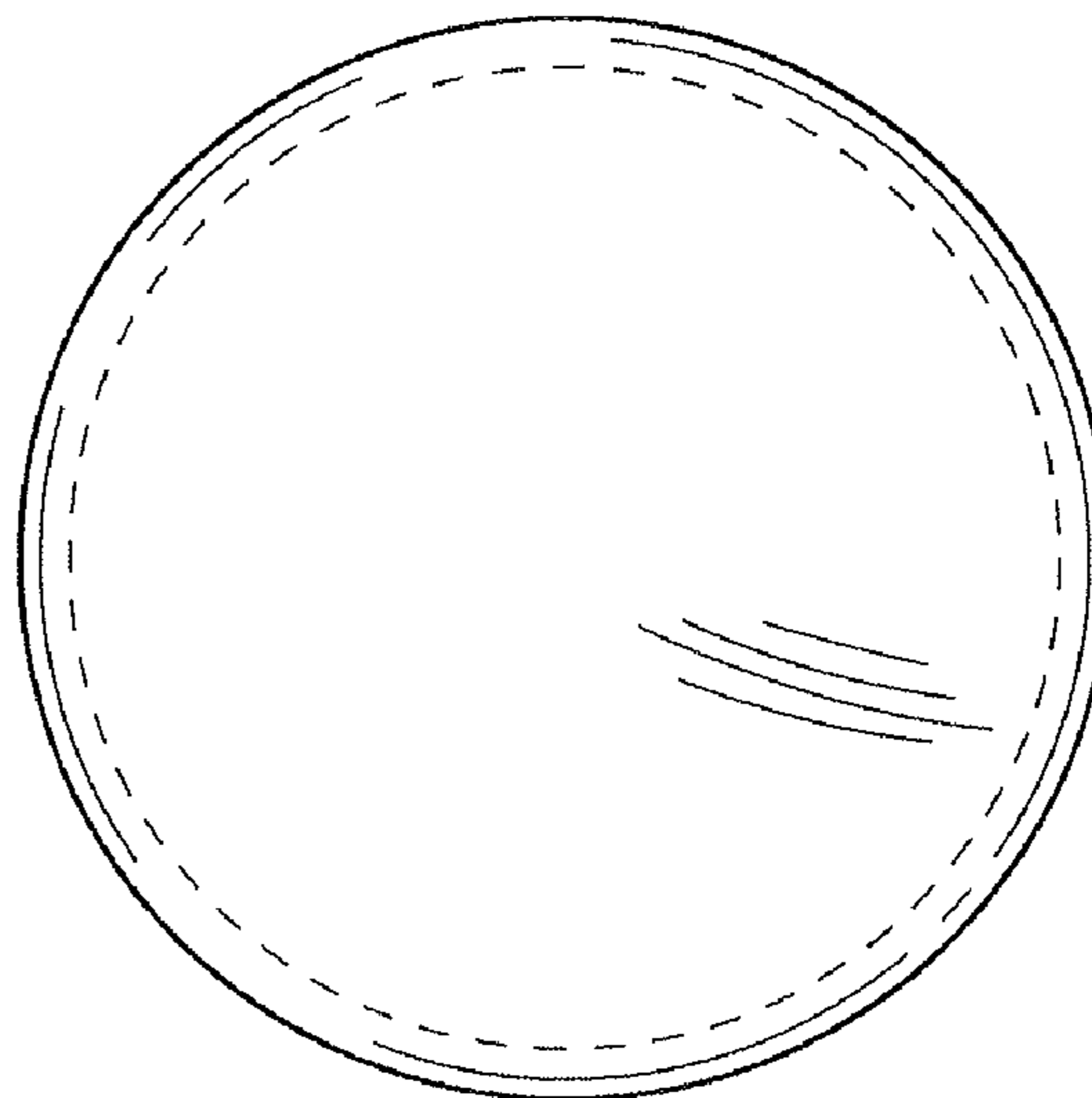
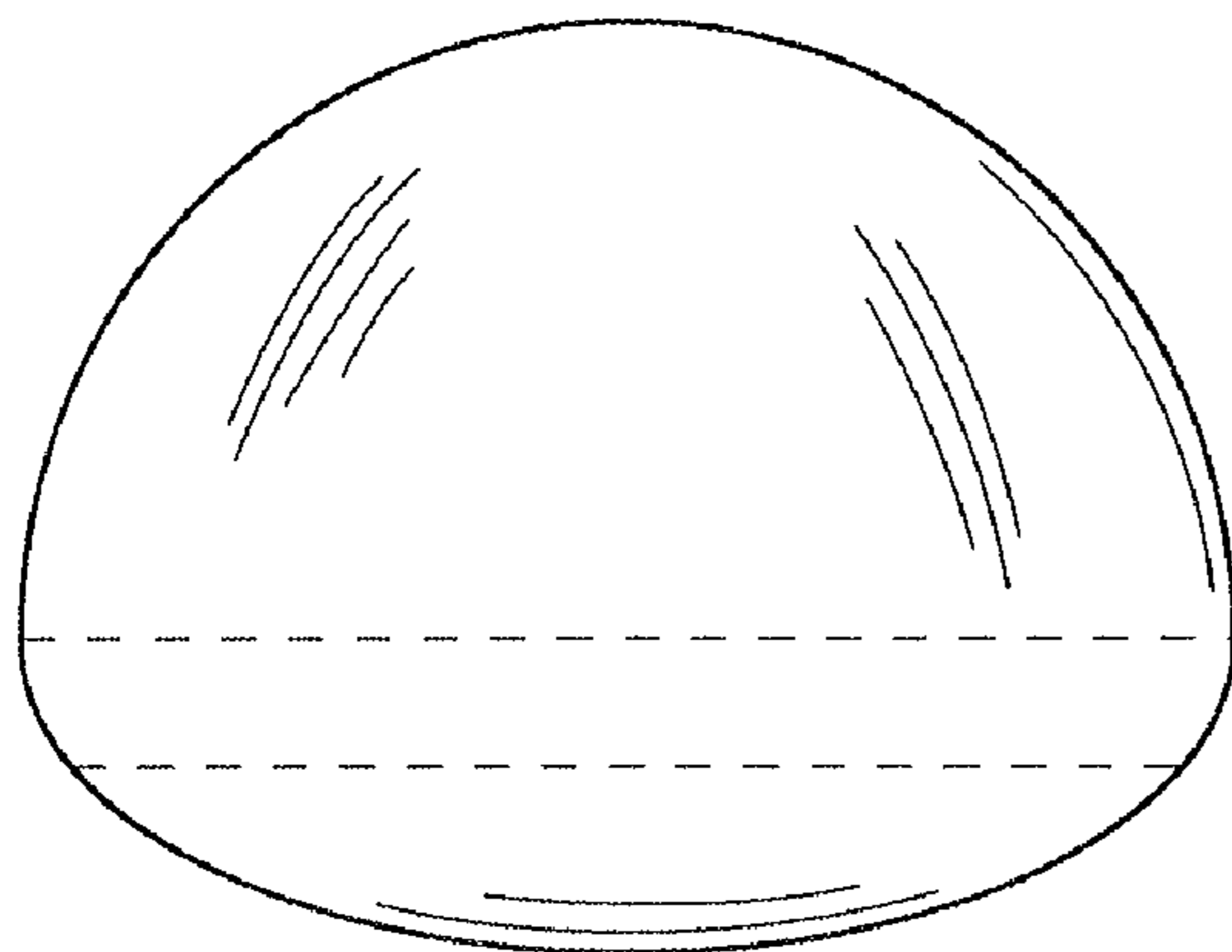
The ornamental design for a portable electronic device, as shown and described.

DESCRIPTION

FIG. 1 is a front isometric view of portable electronic device according to the present invention; FIG. 2 is a top view of the portable electronic device of FIG. 1; FIG. 3 is a side view of the portable electronic device of FIG. 1; and, FIG. 4 is a bottom view of the portable electronic device of FIG. 1.

The broken lines illustrate portions of the portable electronic device that form no part of the claimed design. The shade lines indicate the character and contour of the surface of the claimed design but form no part thereof.

1 Claim, 2 Drawing Sheets



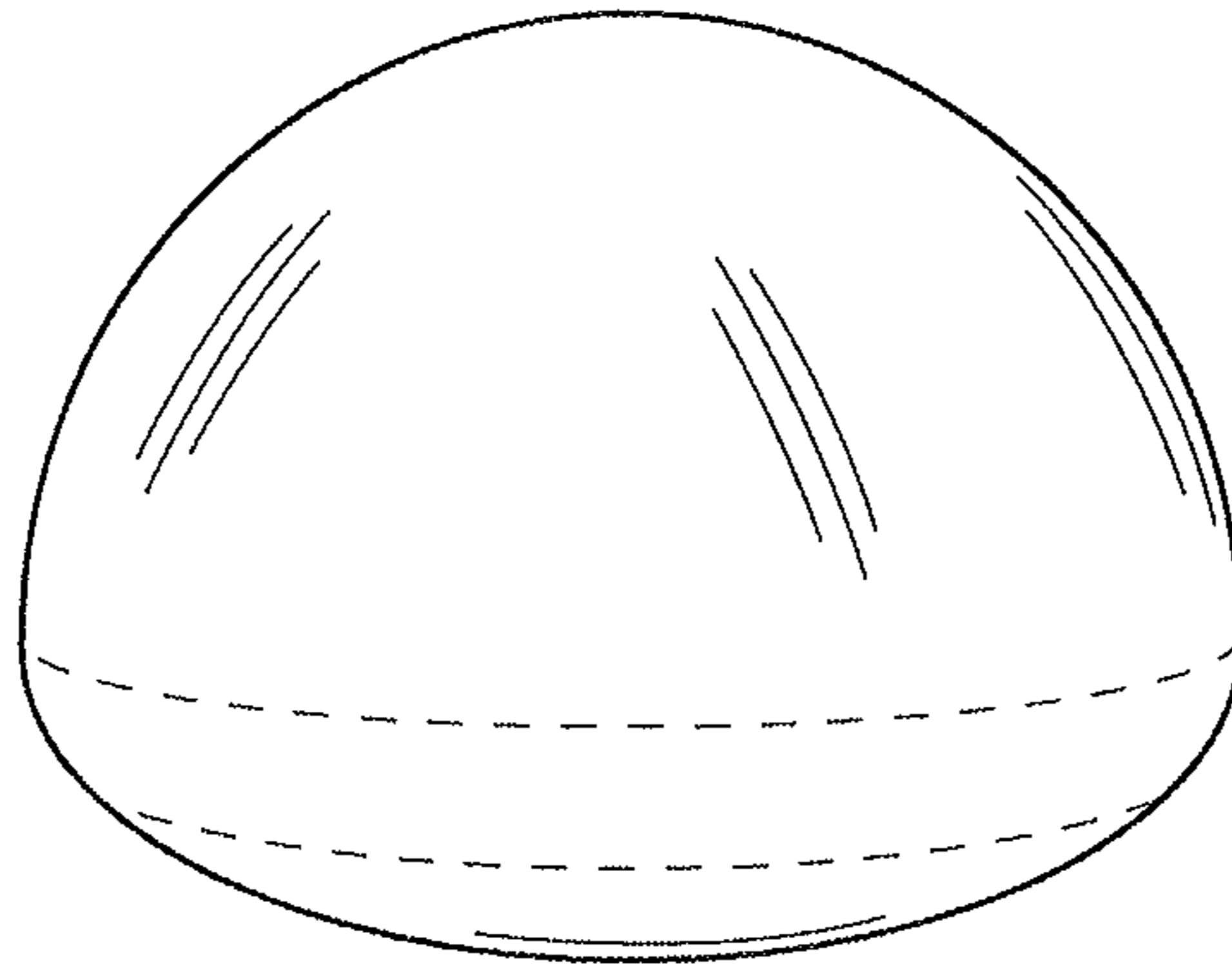


FIG.1

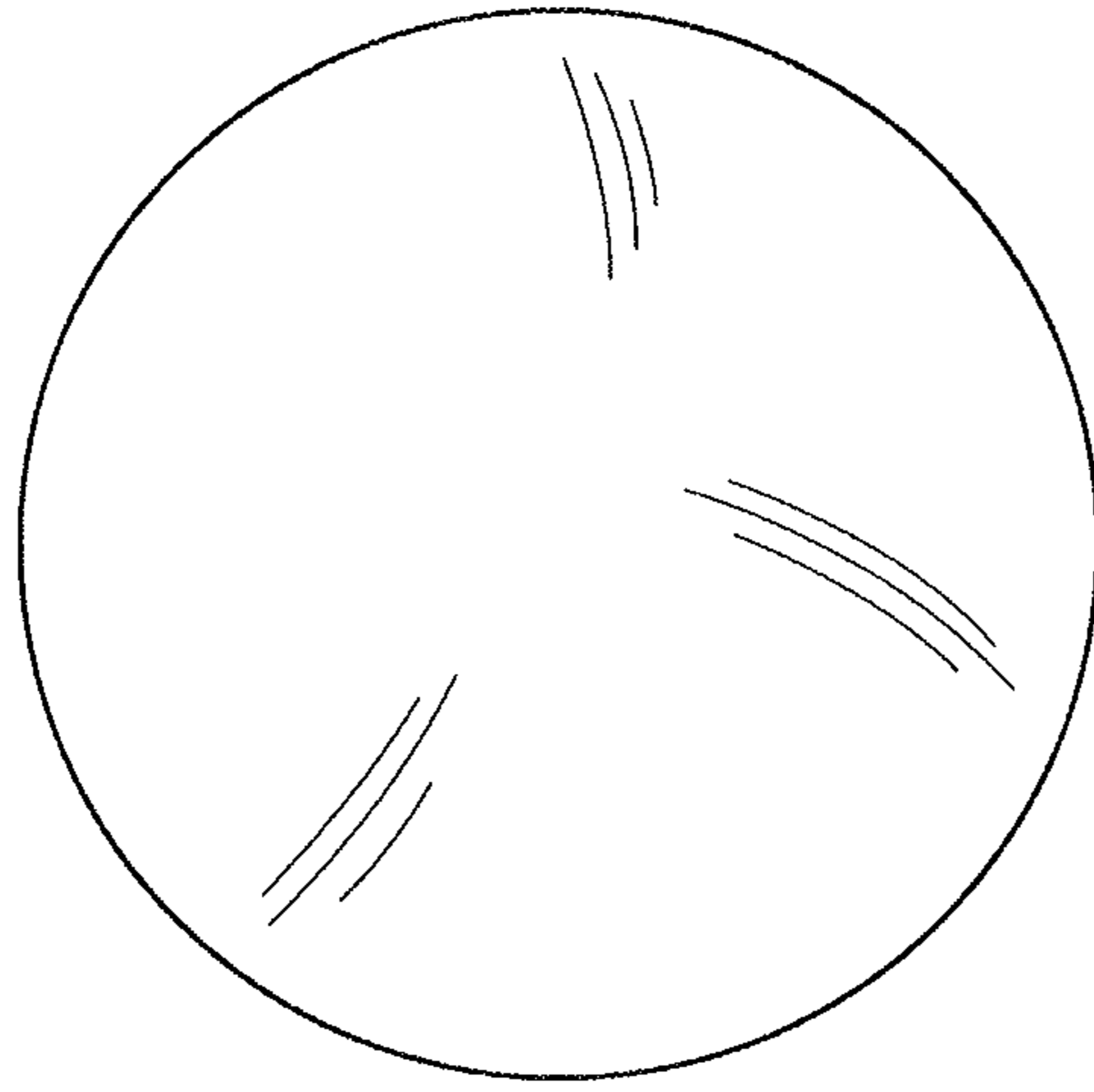


FIG. 2

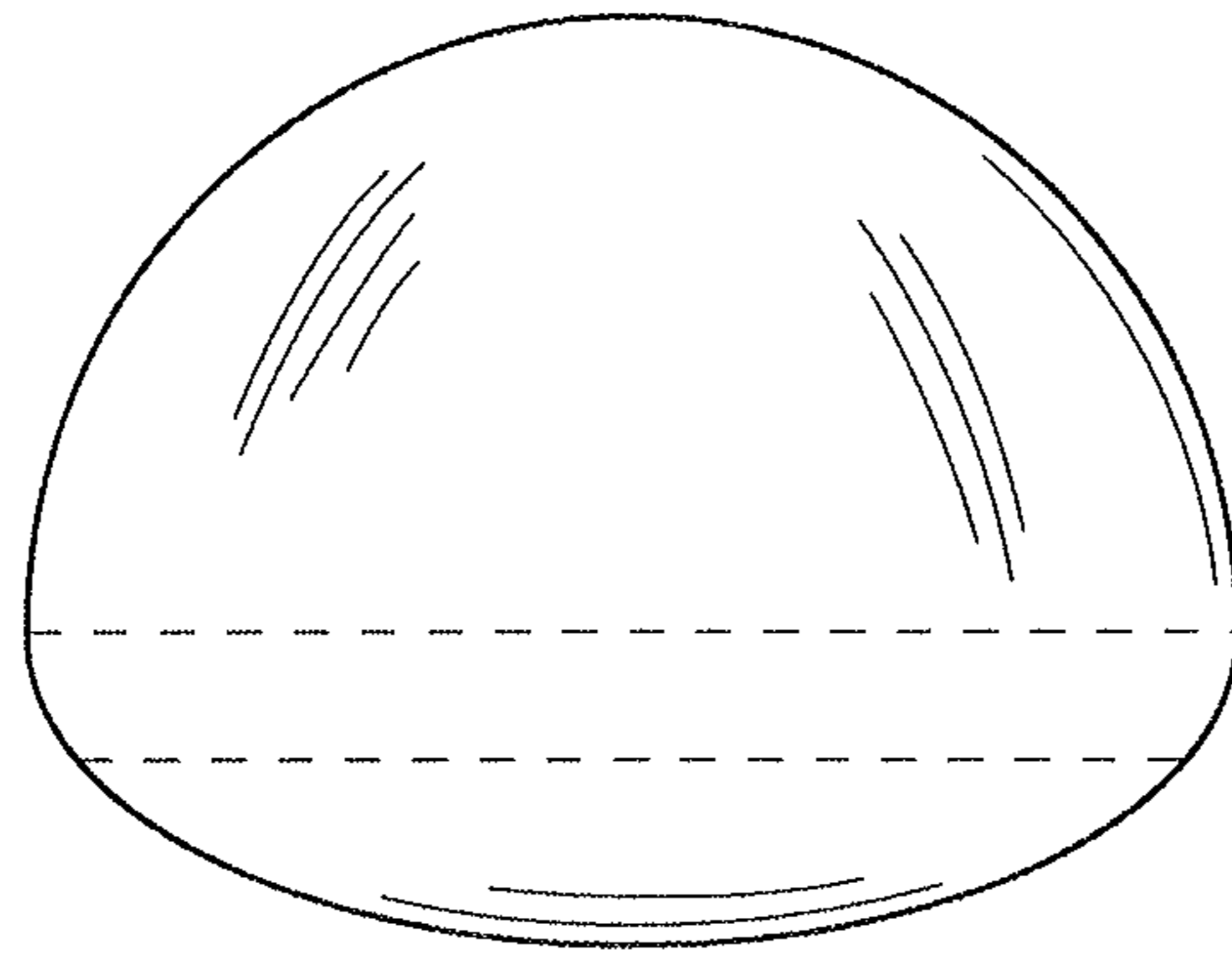


FIG. 3

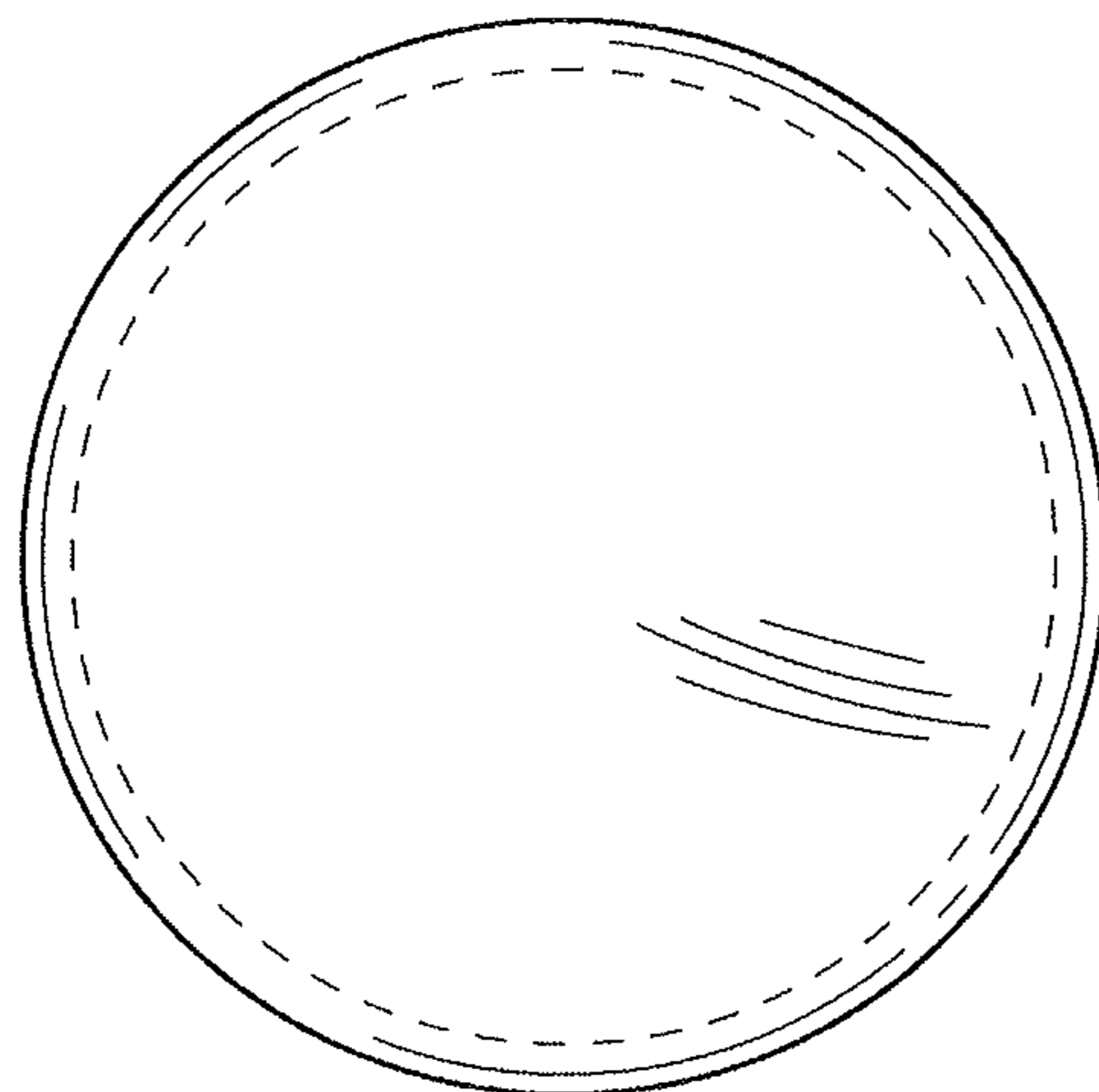


FIG. 4