



US00D732011S

(12) **United States Design Patent**
Stevinson

(10) **Patent No.:** **US D732,011 S**
(45) **Date of Patent:** **** Jun. 16, 2015**

- (54) **EARPHONE STORAGE CASE**
- (71) Applicant: **Dean Stevenson**, Centennial, CO (US)
- (72) Inventor: **Dean Stevenson**, Centennial, CO (US)
- (**) Term: **14 Years**
- (21) Appl. No.: **29/445,408**
- (22) Filed: **Feb. 11, 2013**
- (51) **LOC (10) Cl.** **14-03**
- (52) **U.S. Cl.**
USPC **D14/250**
- (58) **Field of Classification Search**
USPC D14/250, 138 AA, 138 AB, 138 AD,
D14/138 G, 217, 238.1, 248, 251–253, 346,
D14/356, 440, 496, 203.5, 203.8; D13/103,
D13/107, 108; D3/201, 218, 247, 269, 273,
D3/301, 303; 455/575.1, 575.8; 206/305,
206/320, 251, 45.2

See application file for complete search history.

- D635,555 S 4/2011 Giles
- D641,974 S 7/2011 Stampfli
- D644,428 S 9/2011 Feng
- D644,639 S 9/2011 Weller et al.
- D645,032 S * 9/2011 Fathollahi D14/250
- 8,016,107 B2 9/2011 Emsky
- D647,892 S 11/2011 Ragde, Jr.
- D651,791 S * 1/2012 Cataldo et al. D3/218
- D653,656 S * 2/2012 Charnas et al. D14/250
- D654,931 S * 2/2012 Lemelman et al. D14/496
- D657,137 S 4/2012 Weller et al.
- D661,482 S 6/2012 Chang et al.
- D667,823 S * 9/2012 Merenda D14/250
- D673,936 S 1/2013 Michie et al.

(Continued)

Primary Examiner — Deanna L Pratt
Assistant Examiner — Lilyana Bekic
(74) *Attorney, Agent, or Firm* — Lathrop & Gage LLP


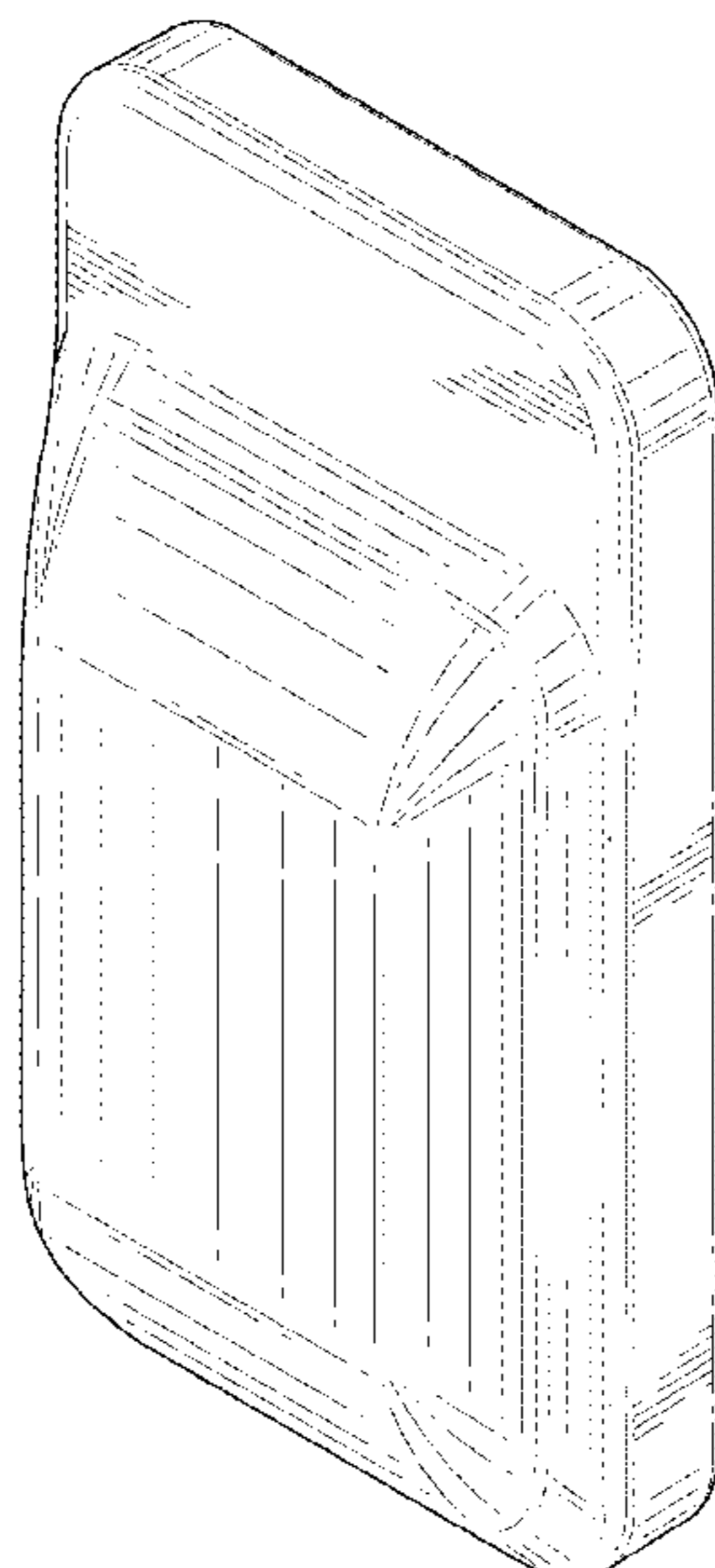
(57) **CLAIM**
The ornamental design for an earphone storage case, as shown and described.

DESCRIPTION

FIG. 1 is a front perspective view of the earphone storage case;
FIG. 2 is a back perspective view of the earphone storage case;
FIG. 3 is a top elevation of the earphone storage case;
FIG. 4 is a bottom elevation of the earphone storage case;
FIG. 5 is a front elevation of the earphone storage case;
FIG. 6 is a back elevation of the earphone storage case;
FIG. 7 is a left side elevation of the earphone storage case;
and,
FIG. 8 is a right side elevation of the earphone storage case.
The dash-dot-dash broken lines represent the boundaries of the claim design and form no part thereof. The dash-dash broken lines illustrate portions of the earphone storage case which form no part of the claimed design.

1 Claim, 6 Drawing Sheets

- (56) **References Cited**
U.S. PATENT DOCUMENTS
- D22,417 S * 5/1893 Scheuer D3/239
- 7,086,512 B2 8/2006 Shack et al.
- D529,288 S 10/2006 Ham
- D565,290 S 4/2008 Brandenburg et al.
- D576,785 S 9/2008 TerMeer
- D582,405 S 12/2008 Andre et al.
- D592,399 S 5/2009 Sage
- D593,062 S * 5/2009 Lee et al. D14/138 G
- D601,992 S 10/2009 Choi et al.
- D606,529 S 12/2009 Ferrari et al.
- D615,078 S * 5/2010 Bradley D14/250
- D621,393 S * 8/2010 Panahi et al. D14/250
- D623,642 S 9/2010 Wang
- D624,064 S 9/2010 Esposito
- D624,304 S 9/2010 Danze et al.
- D634,115 S 3/2011 Long, Jr. et al.



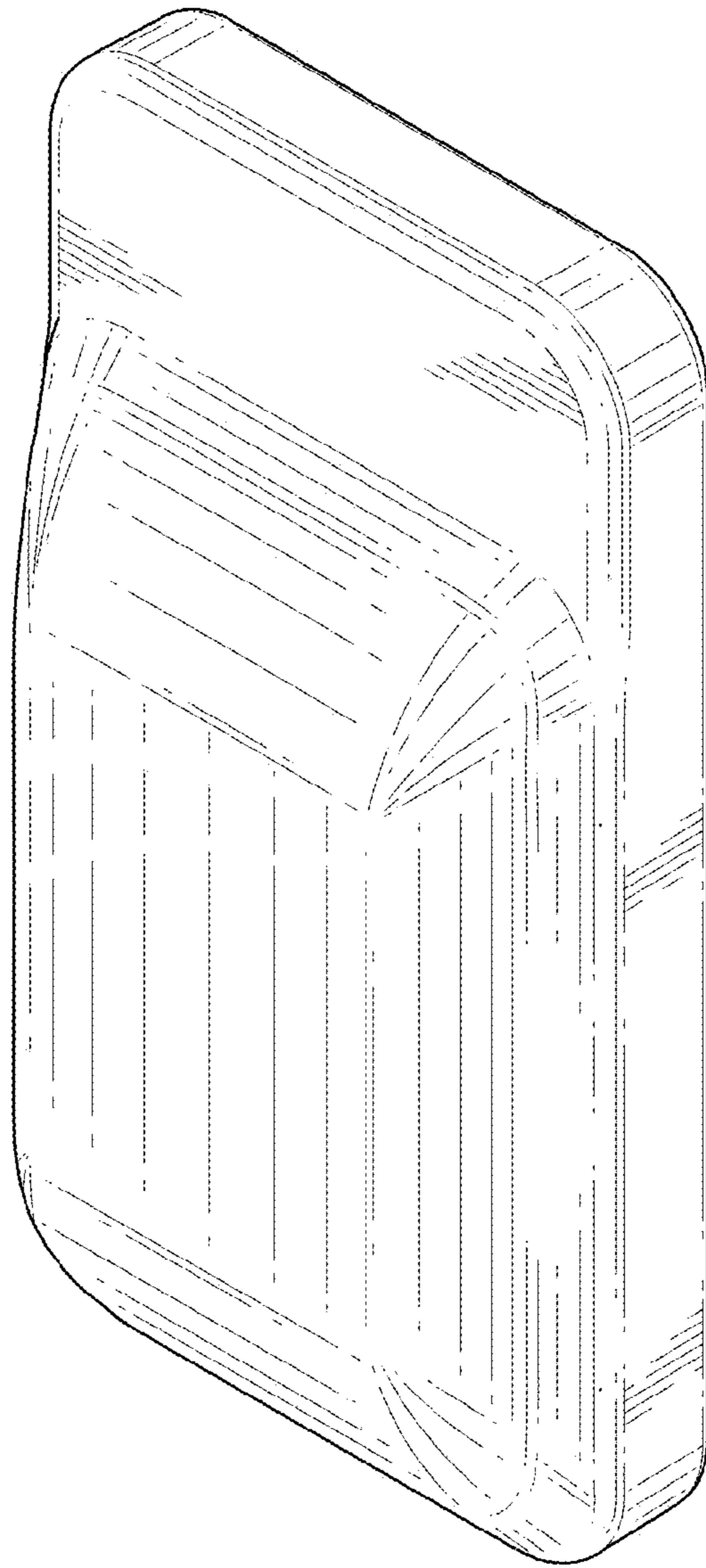


FIG. 1




FIG. 2

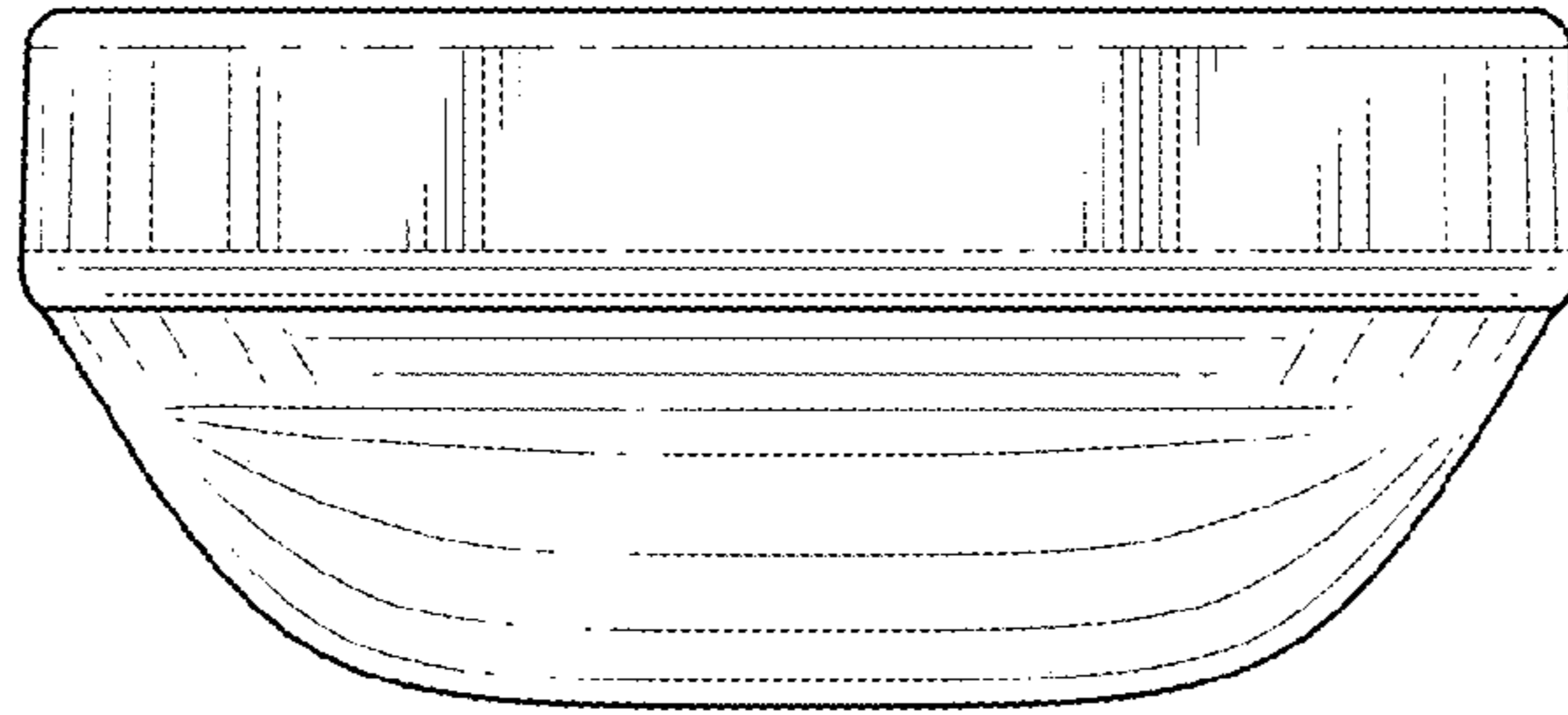


FIG. 3

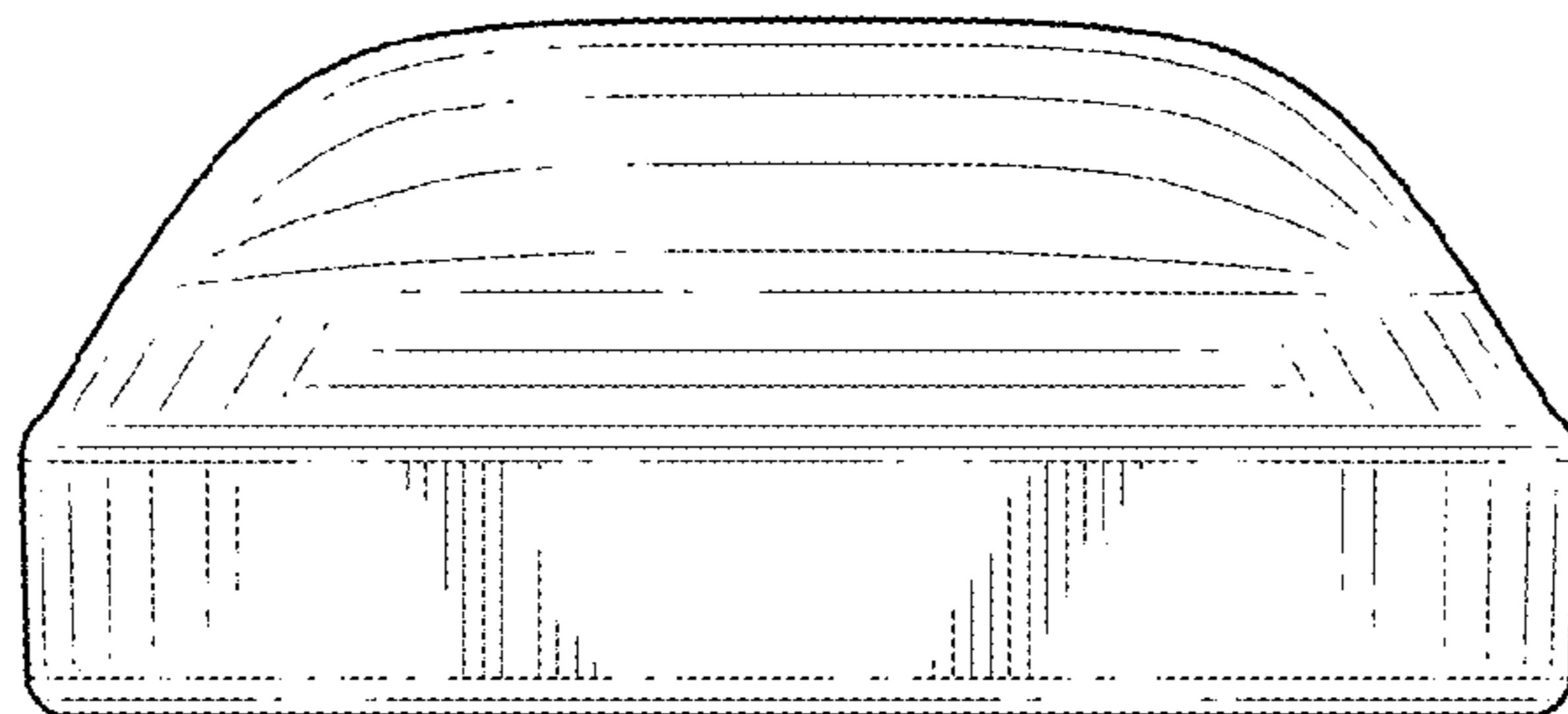


FIG. 4

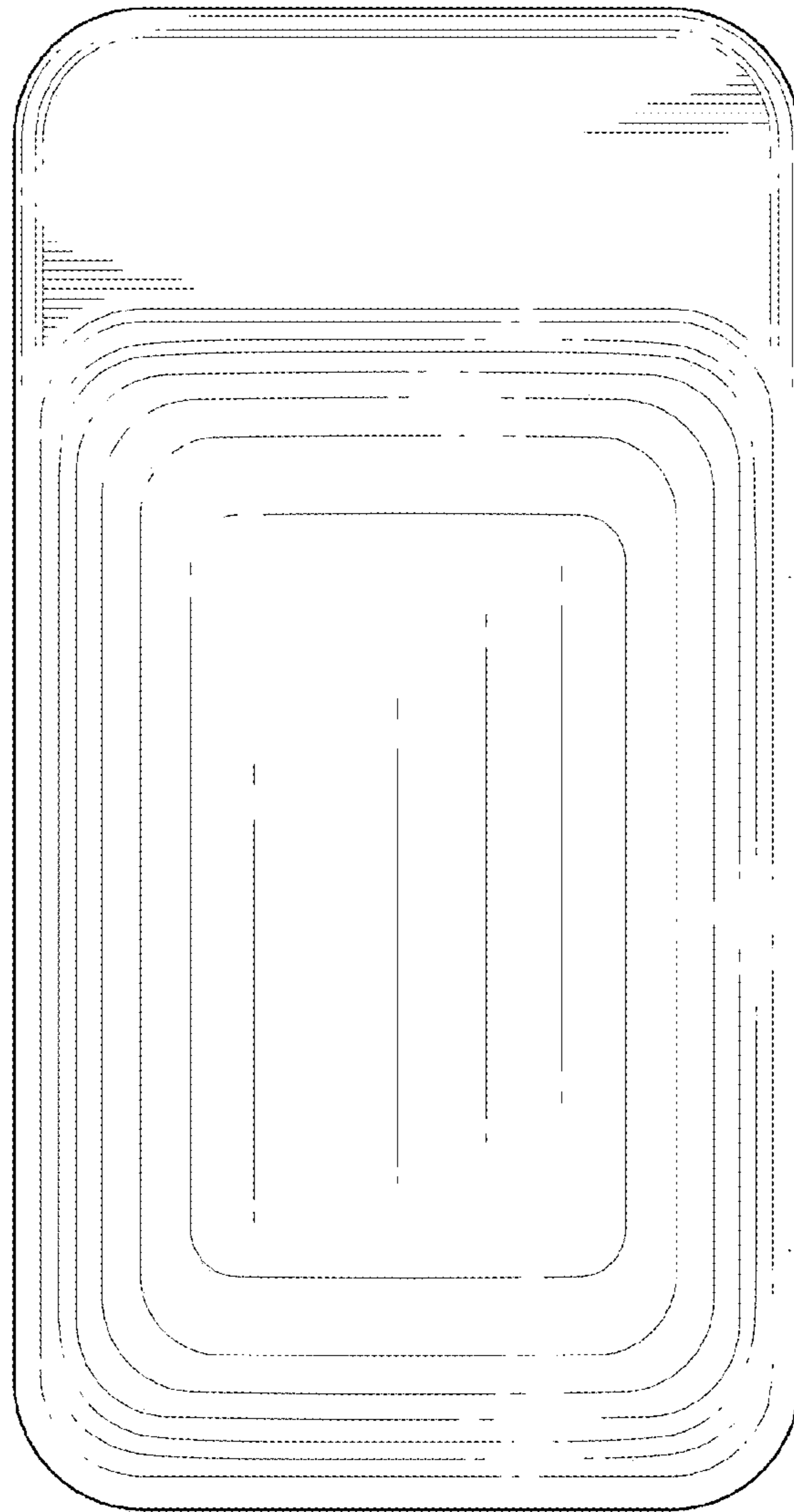


FIG. 5




FIG. 6

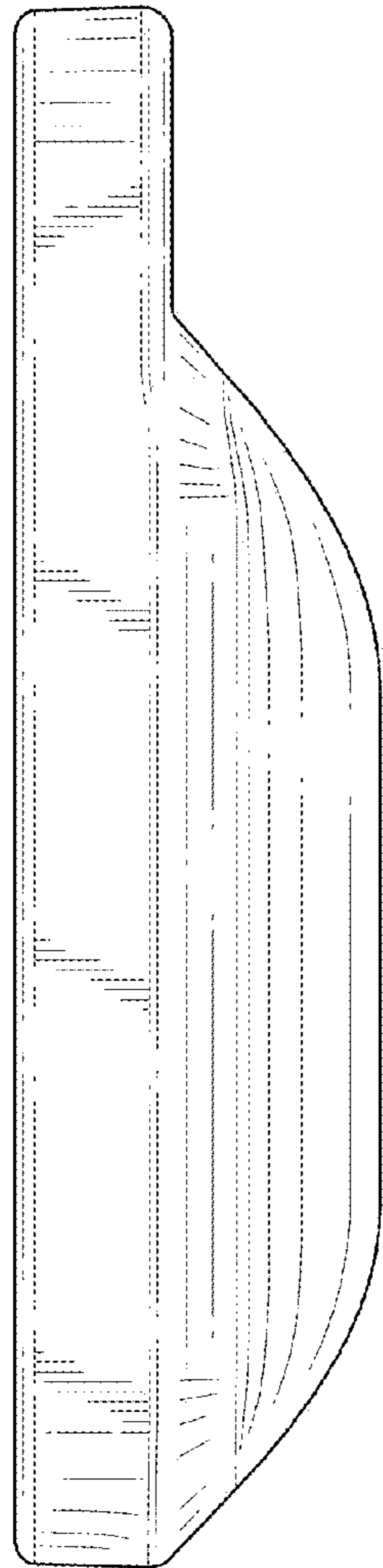


FIG. 7

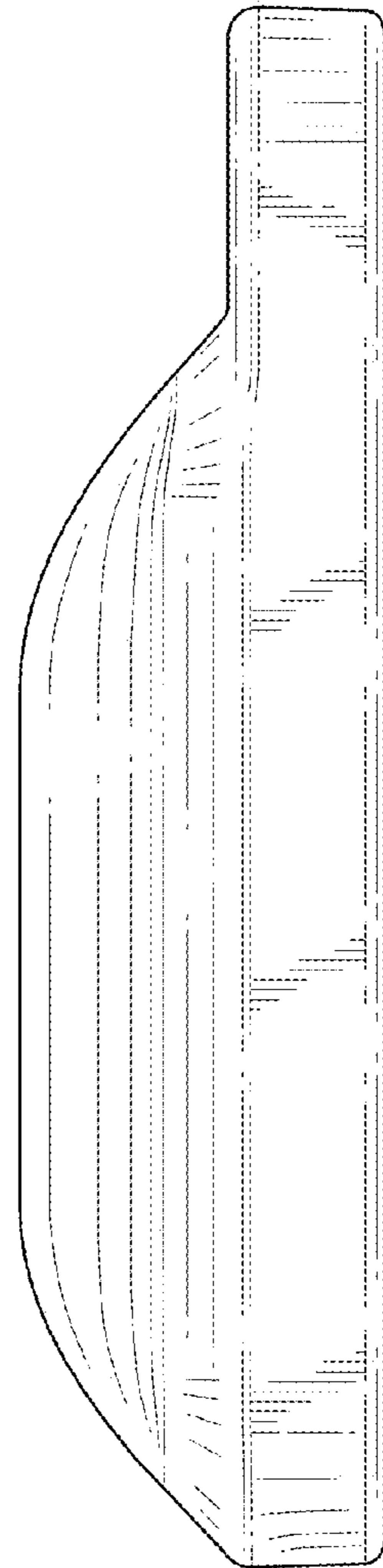


FIG. 8