



US00D732010S

(12) **United States Design Patent**  
**Hsiau**

(10) **Patent No.:** **US D732,010 S**  
(45) **Date of Patent:** **\*\* Jun. 16, 2015**

(54) **ROUTER**

(71) Applicant: **D-Link Corporation**, Taipei (TW)

(72) Inventor: **Julie Hsiau**, Taipei (TW)

(73) Assignee: **D-LINK CORPORATION**, Taipei (TW)

(\*\*) Term: **14 Years**

(21) Appl. No.: **29/483,840**

(22) Filed: **Mar. 4, 2014**

(30) **Foreign Application Priority Data**

Sep. 5, 2013 (TW) ..... 102305958

(51) **LOC (10) Cl.** ..... **14-03**

(52) **U.S. Cl.**  
USPC ..... **D14/240**

(58) **Field of Classification Search**  
USPC ..... D14/135, 137, 139, 140-140.9, 155,  
D14/167, 240, 242, 243, 348, 349, 351, 354,  
D14/355, 356, 357, 358, 385, 433, 435,  
D14/435.1, 436, 474, 480, 496, 107, 108,  
D14/138 G; D13/103, 108, 110, 147;  
D10/75

CPC ..... H04L 12/00; H03K 17/00; H04W 88/00;  
H04W 88/005; H04W 88/02; H04W 88/08;  
H04W 88/085; H04W 88/10; H04W 88/12;  
H04W 88/14; H04B 1/38

See application file for complete search history.

(56) **References Cited**

**U.S. PATENT DOCUMENTS**

D385,787 S \* 11/1997 Takano et al. .... D9/432  
D565,558 S \* 4/2008 Liu ..... D14/240  
D570,845 S \* 6/2008 Liu et al. .... D14/433  
D570,846 S \* 6/2008 Liu et al. .... D14/433  
D583,796 S \* 12/2008 Tanaka ..... D14/155

D640,646 S \* 6/2011 Wu et al. .... D14/125  
D664,130 S \* 7/2012 Lee ..... D14/240  
D693,324 S \* 11/2013 Wang ..... D14/138 G  
D693,798 S \* 11/2013 Chuang et al. .... D14/240  
D714,214 S \* 9/2014 Wikel et al. .... D13/107  
D716,748 S \* 11/2014 Wang ..... D14/138 G  
D718,752 S \* 12/2014 Wang ..... D14/240  
D720,687 S \* 1/2015 Hasbrook ..... D13/103  
D720,711 S \* 1/2015 Lin et al. .... D14/138 G  
D726,295 S \* 4/2015 Kim et al. .... D23/351

**OTHER PUBLICATIONS**

D-Link DWR-730, no posted date given, [online], [site visited Apr. 17, 2015]. Available from Internet, <URL: <http://www.dlinkmea.com/site/index.php/site/productDetails/457>>.\*

\* cited by examiner

*Primary Examiner* — Jeffrey D Asch

*Assistant Examiner* — Sanjeev Paul

(74) *Attorney, Agent, or Firm* — Bacon & Thomas, PLLC

(57) **CLAIM**

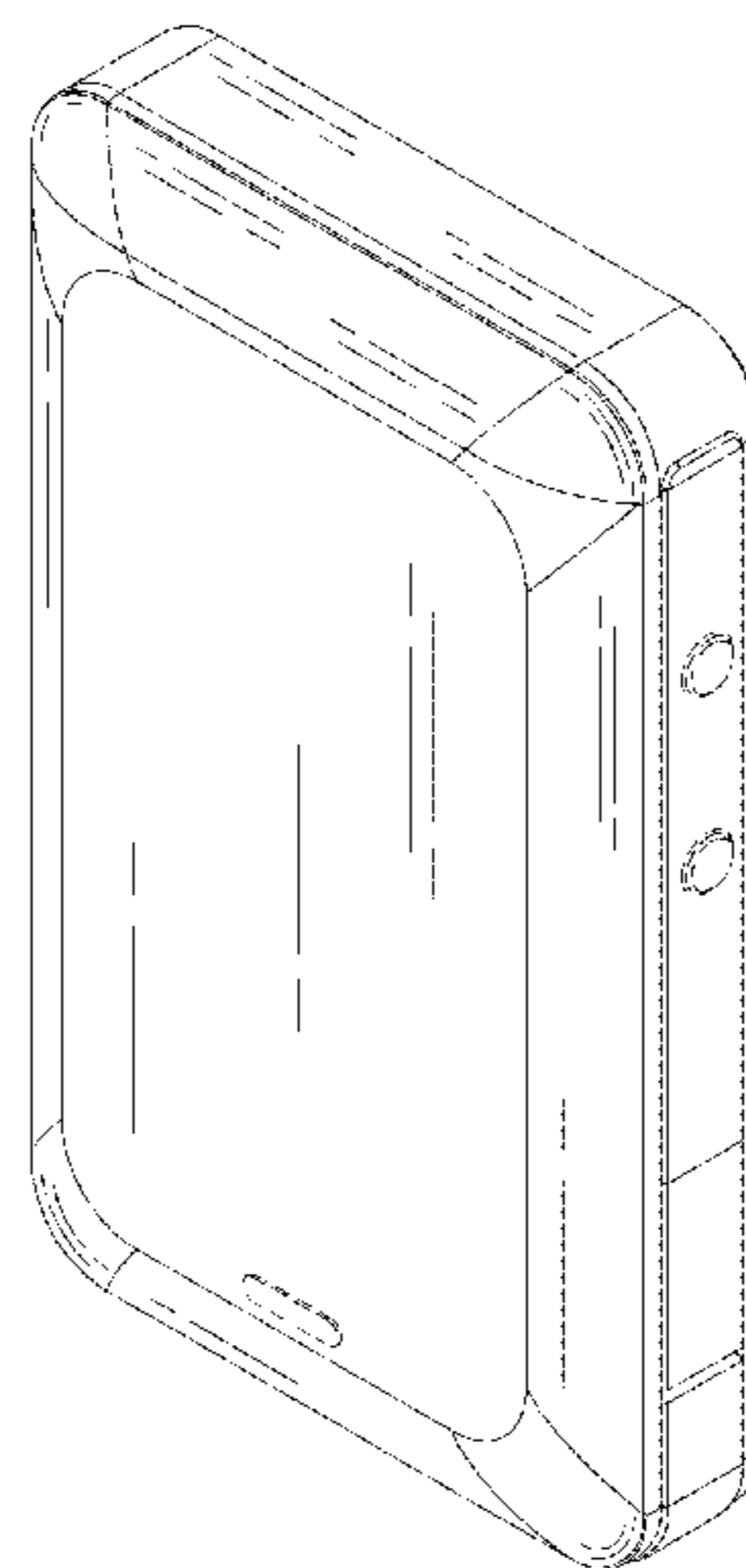
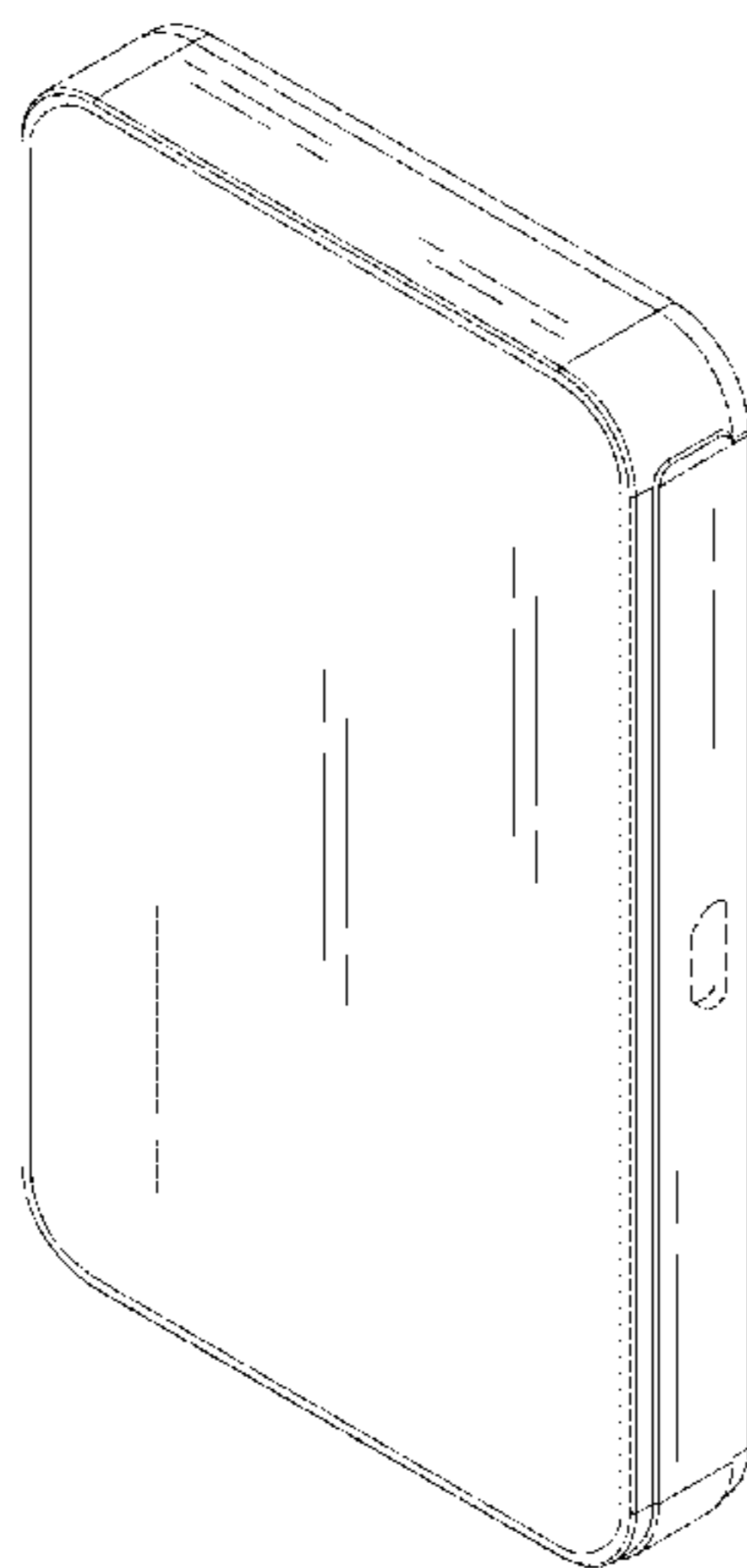
The ornamental design for a router, as shown and described.

**DESCRIPTION**

FIG. 1 is a perspective view of a router showing my new design;  
FIG. 2 is a front elevational view thereof;  
FIG. 3 is a rear elevational view thereof;  
FIG. 4 is a left side elevational view thereof;  
FIG. 5 is a right side elevational view thereof;  
FIG. 6 is a top plan view thereof;  
FIG. 7 is a bottom plan view thereof; and,  
FIG. 8 is a rear perspective view thereof.

The broken lines shown in the figures that are immediately adjacent to the shaded areas and define unshaded regions represent the bounds of the claim, while all other broken lines show environmental subject matter; the broken lines form no part of the claimed design.

**1 Claim, 7 Drawing Sheets**



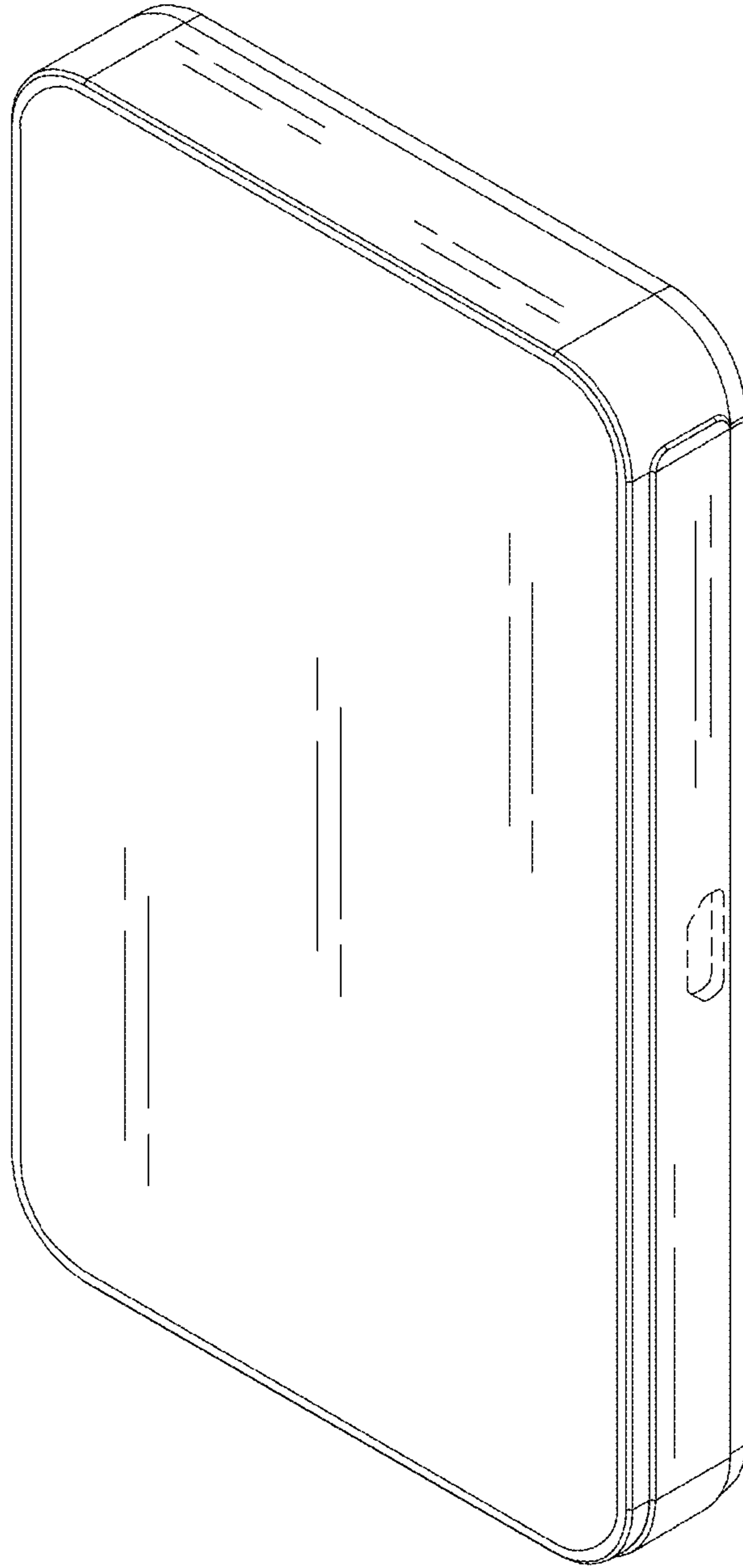


FIG. 1

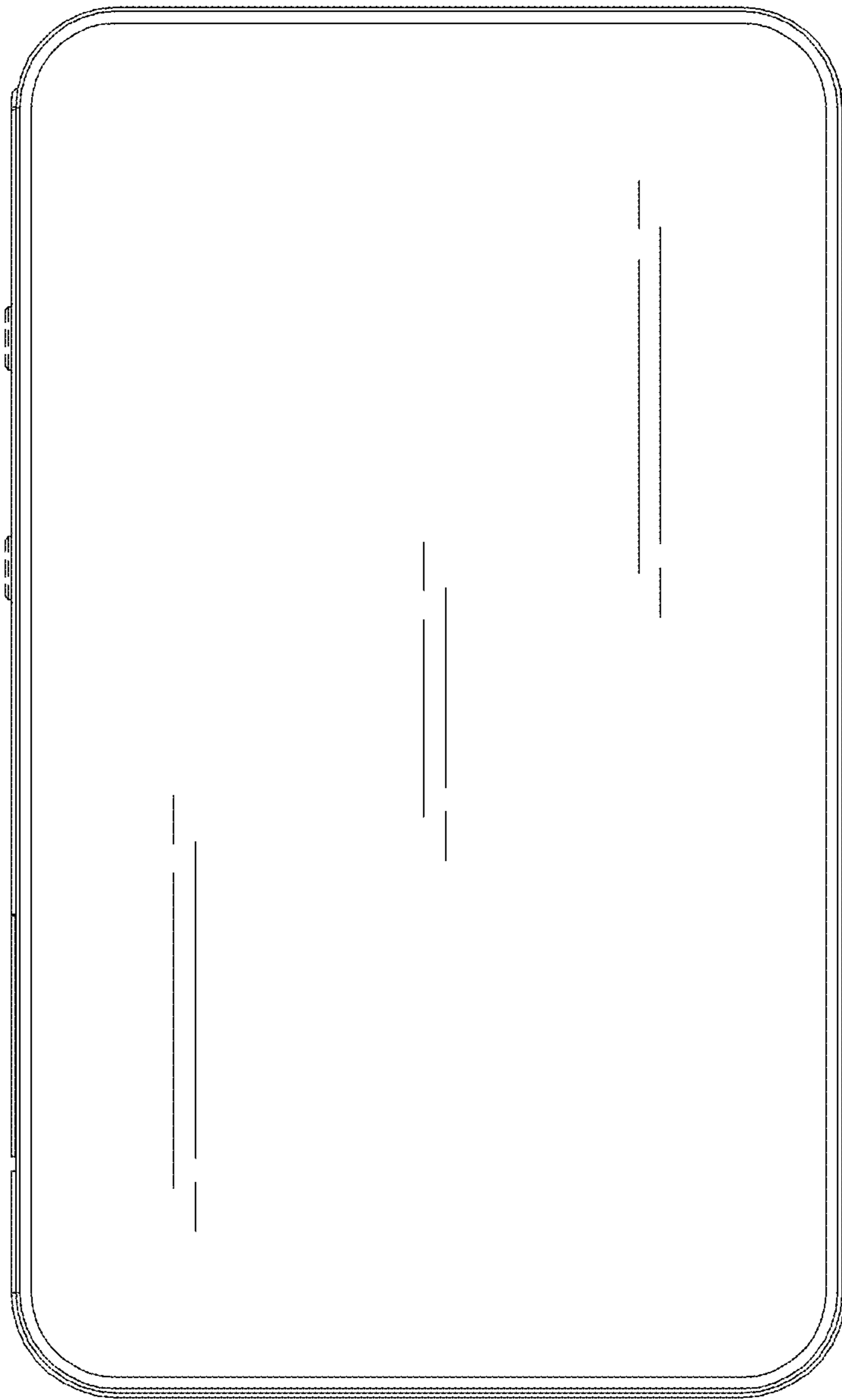


FIG. 2




FIG. 3

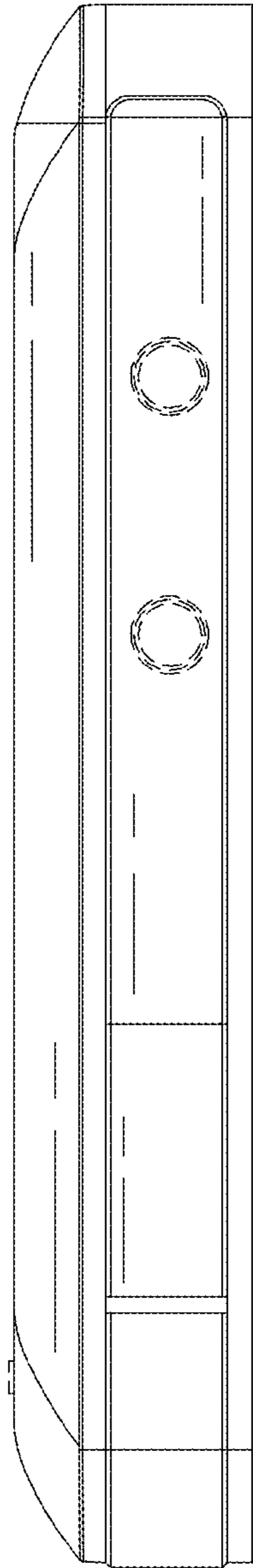


FIG. 4

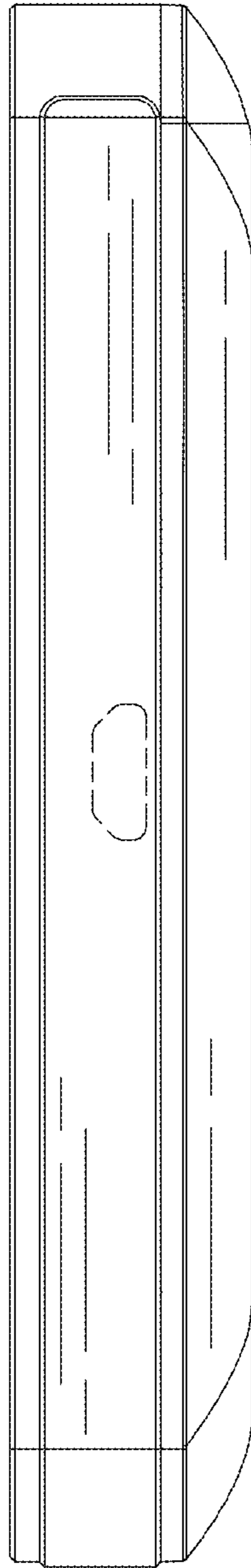


FIG. 5




FIG. 6

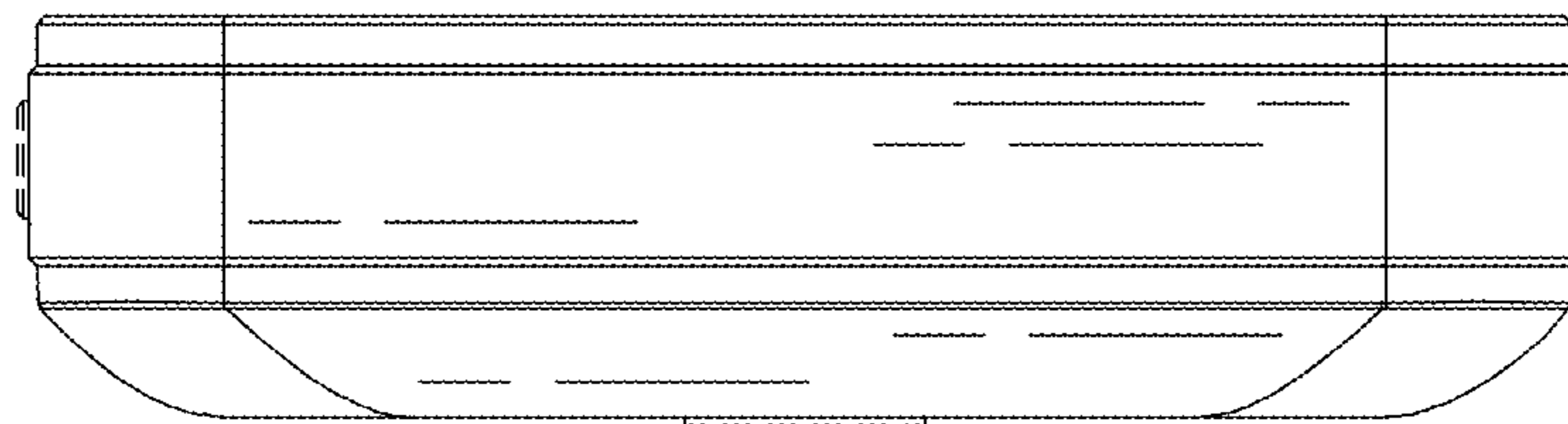


FIG. 7

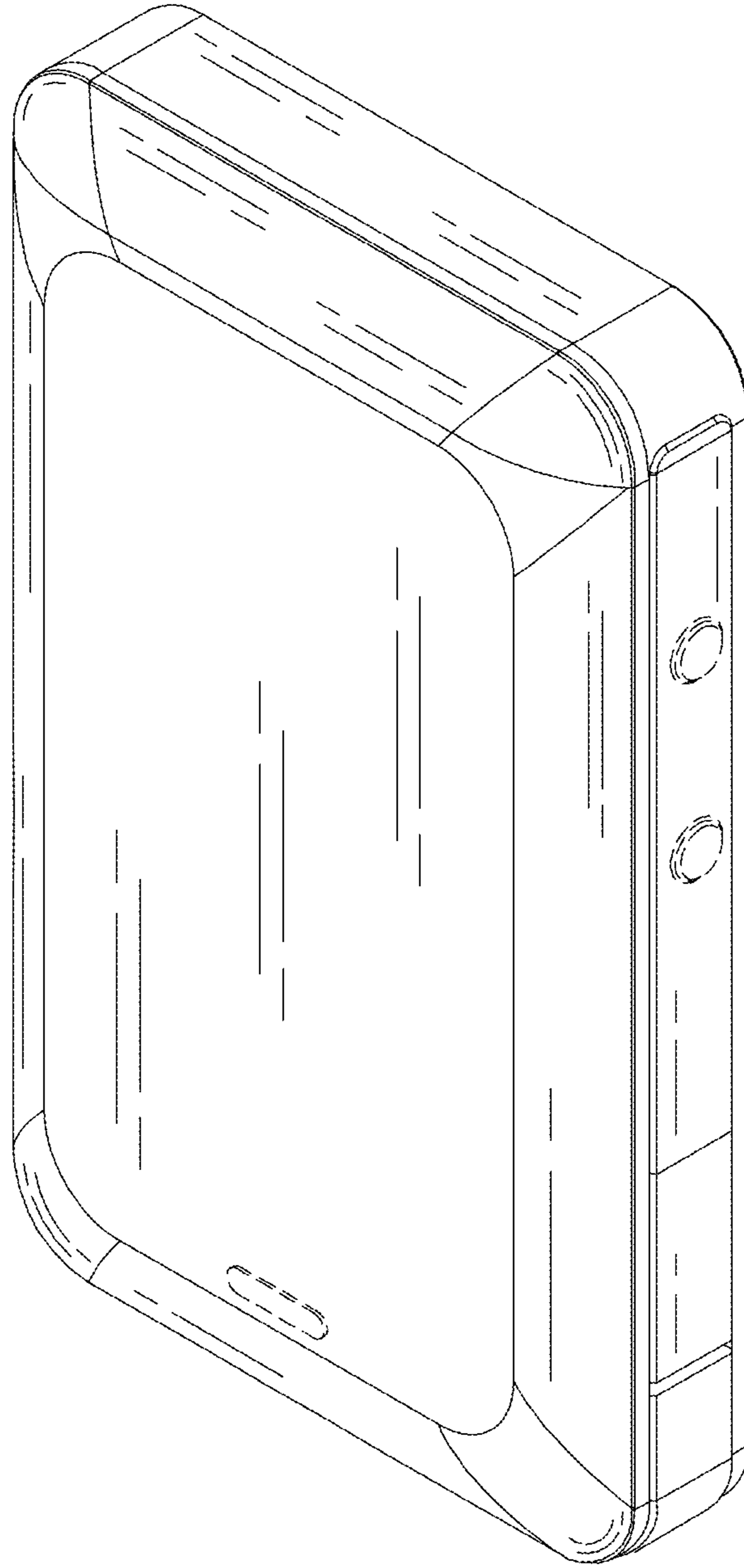


FIG. 8