

US00D732005S

(12) **United States Design Patent**  
**Davies**

(10) **Patent No.:** **US D732,005 S**  
(45) **Date of Patent:** **\*\* Jun. 16, 2015**

- (54) **SPEAKER**
- (75) Inventor: **Simon Davies**, Kowloon (HK)
- (73) Assignee: **GP Acoustics International Limited**,  
Hong Kong (CN)
- (\*\*) Term: **14 Years**
- (21) Appl. No.: **29/429,787**
- (22) Filed: **Aug. 16, 2012**
- (51) **LOC (10) Cl.** ..... **14-01**
- (52) **U.S. Cl.**  
USPC ..... **D14/215**
- (58) **Field of Classification Search**  
USPC ..... D13/103; D14/135, 137, 155, 158, 160,  
D14/161, 168, 181, 188, 191, 193-198,  
D14/203.6, 204, 209, 209.1, 210, 211, 215,  
D14/216, 257, 258, 314, 353, 354, 358, 440,  
D14/441, 498, 509; D26/26, 28, 60-62, 72,  
D26/73, 93, 94, 97, 118, 124  
See application file for complete search history.

- D628,979 S \* 12/2010 Yagi ..... D14/214
- D668,634 S \* 10/2012 Suzuki ..... D14/215
- D678,866 S \* 3/2013 Davies et al. .... D14/215
- D680,099 S \* 4/2013 Davies et al. .... D14/215
- D683,719 S \* 6/2013 Onoue ..... D14/215

\* cited by examiner

*Primary Examiner* — Derrick Holland

*Assistant Examiner* — Janice Lim

(74) *Attorney, Agent, or Firm* — Alix, Yale & Ristas, LLP

(57) **CLAIM**

The ornamental design for a speaker, as shown and described.

**DESCRIPTION**

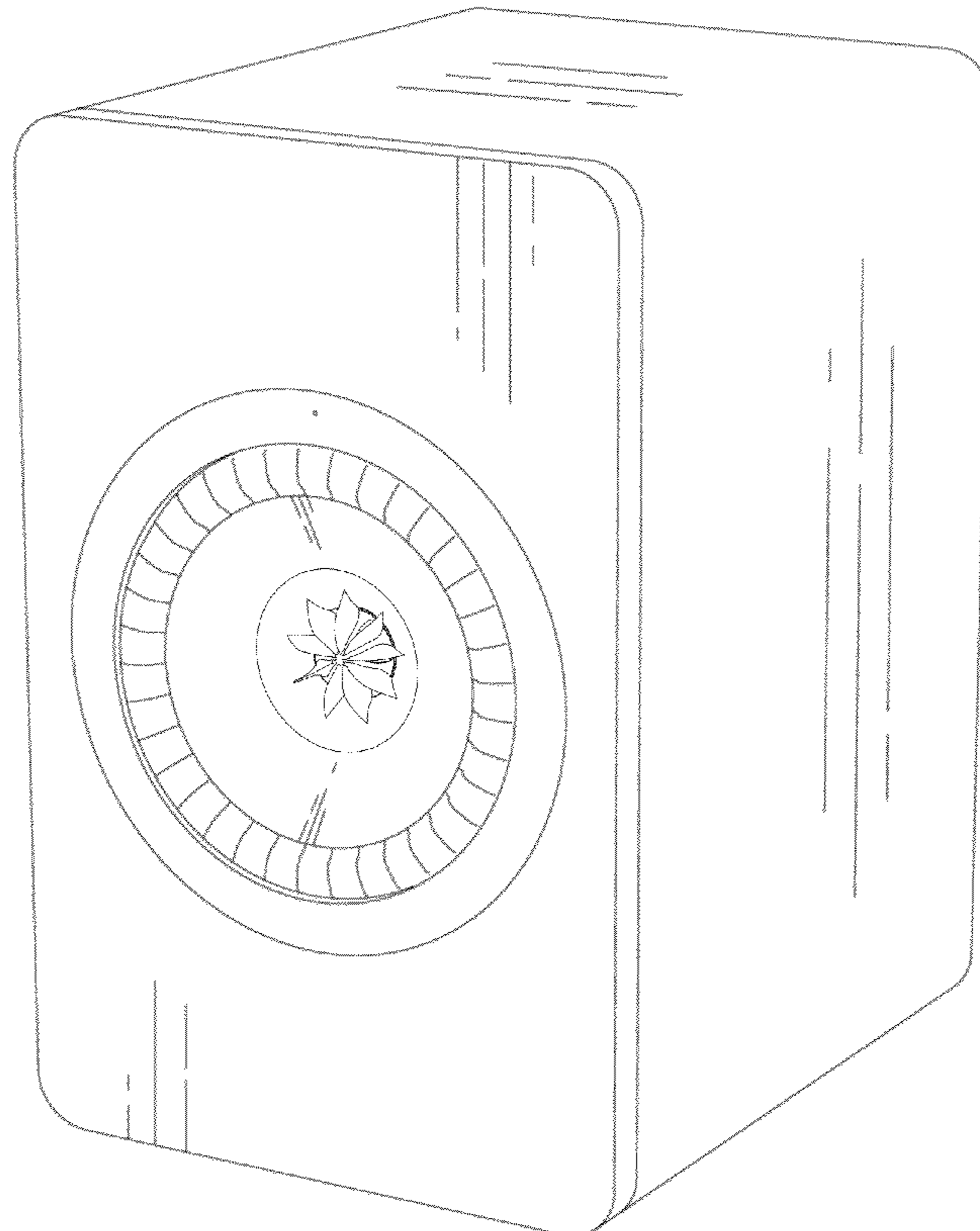
FIG. 1 is a front elevational view of a speaker showing my new design;  
 FIG. 2 is a rear elevational view thereof;  
 FIG. 3 is a left side elevational view thereof;  
 FIG. 4 is a right side elevational view thereof;  
 FIG. 5 is a top plan view thereof;  
 FIG. 6 is a bottom plan view thereof;  
 FIG. 7 is a front, left side perspective view thereof; and,  
 FIG. 8 is a rear, right side perspective view thereof.  
 The broken lines shown represent unclaimed subject matter and form no part of the claimed design.

(56) **References Cited**

**U.S. PATENT DOCUMENTS**

- D533,541 S \* 12/2006 Motoishi ..... D14/215
- D624,048 S \* 9/2010 Kim ..... D14/215

**1 Claim, 8 Drawing Sheets**



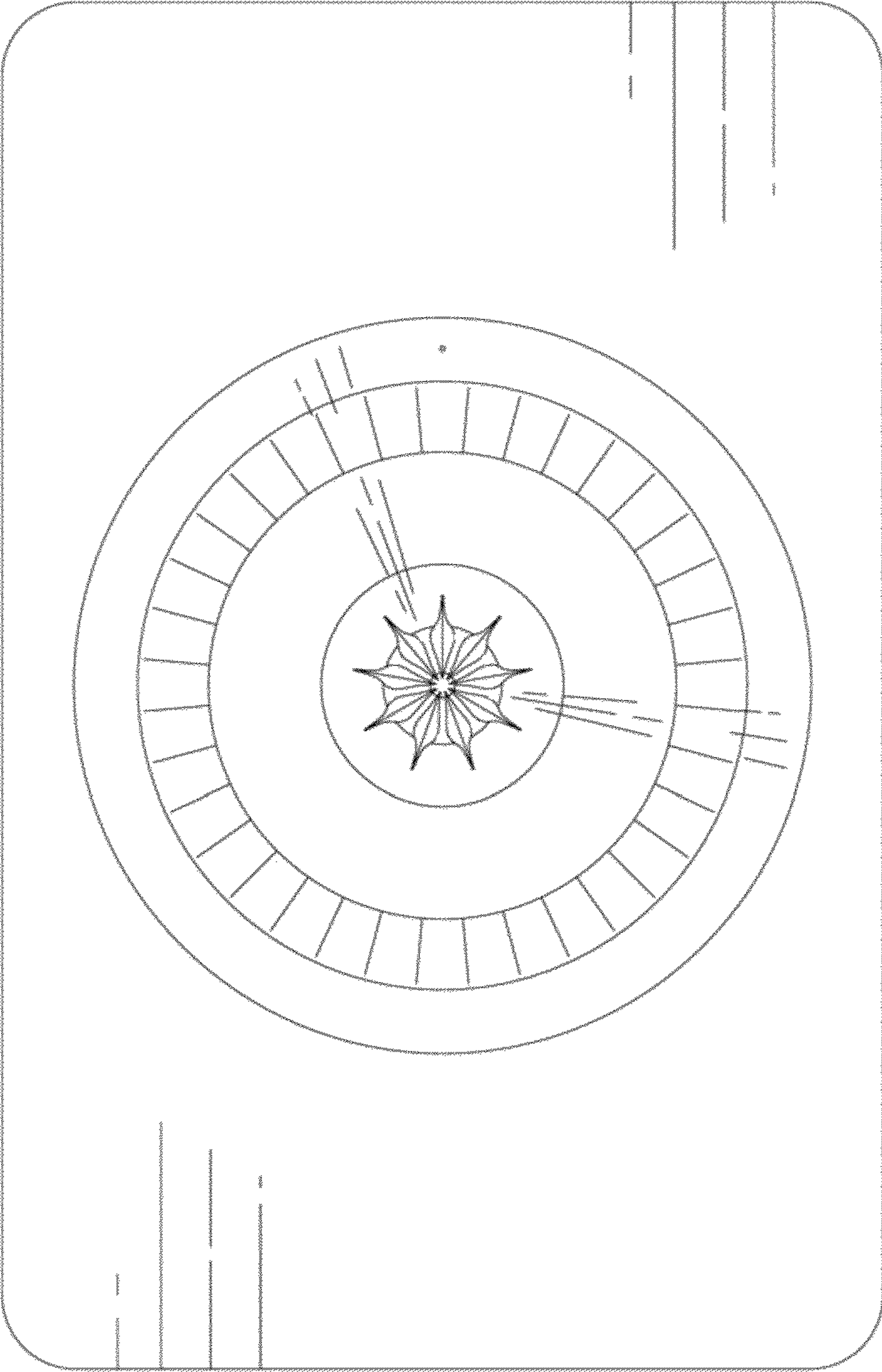


FIG.1

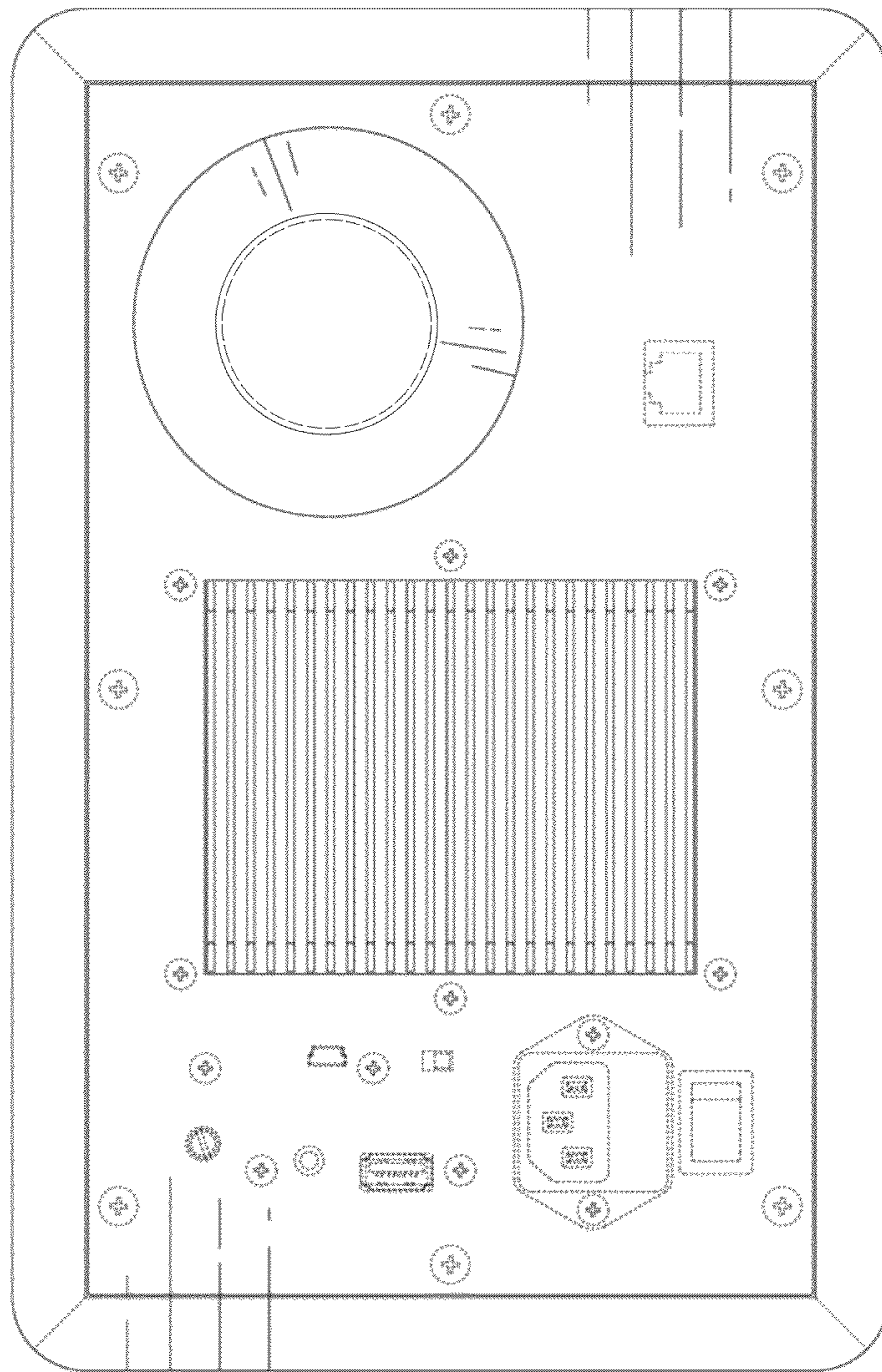


FIG.2




FIG.3




FIG.4




FIG.5




FIG.6




FIG.7



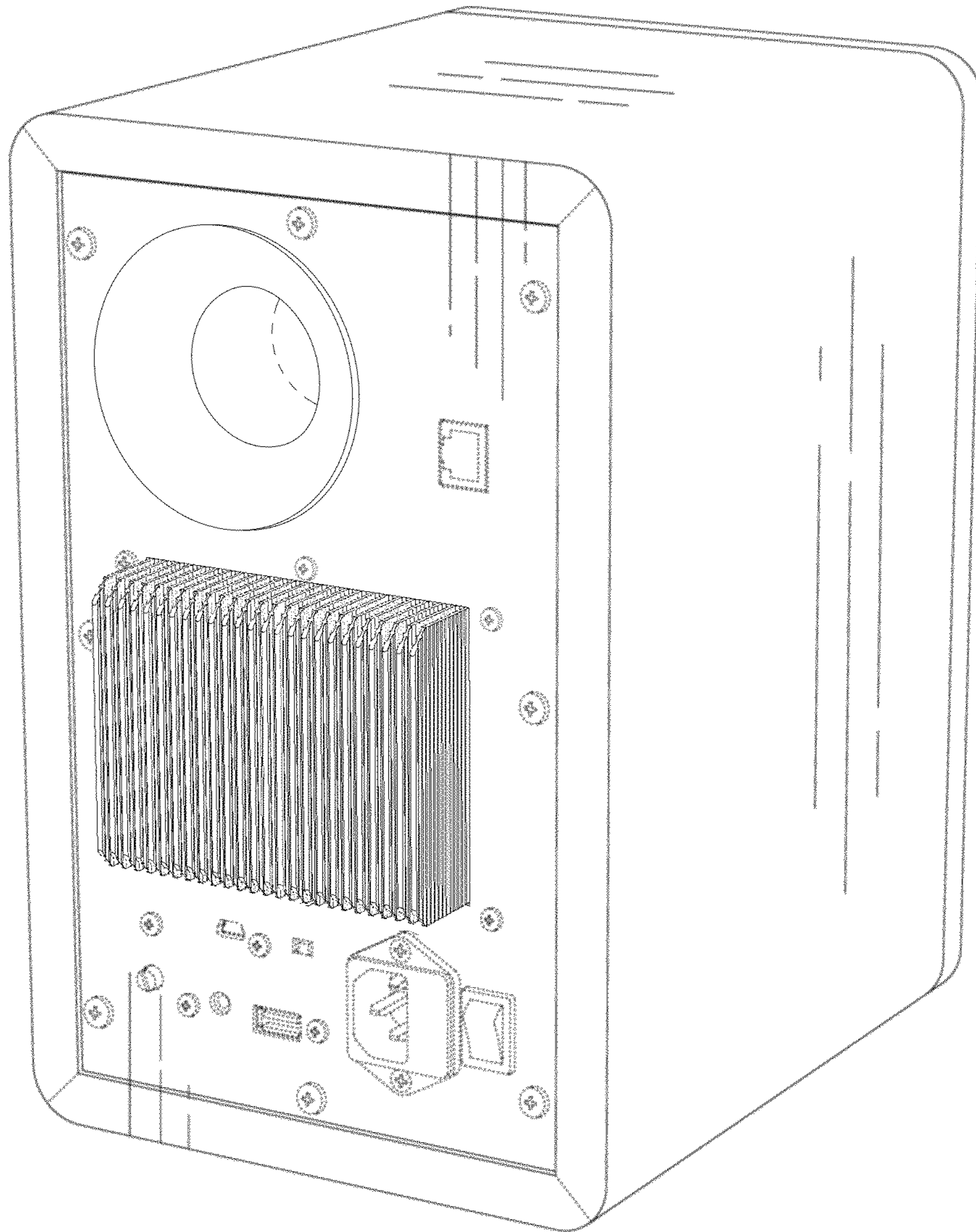


FIG.8