



US00D731964S

(12) **United States Design Patent**
Williams

(10) **Patent No.:** **US D731,964 S**

(45) **Date of Patent:** **** Jun. 16, 2015**

(54) **TIRE TRACTION STRAP**

(71) Applicant: **Eric Williams**, DeSoto, KS (US)

(72) Inventor: **Eric Williams**, DeSoto, KS (US)

(**) Term: **14 Years**

(21) Appl. No.: **29/441,150**

(22) Filed: **Jan. 1, 2013**

(51) **LOC (10) Cl.** **12-15**

(52) **U.S. Cl.**
USPC **D12/608**

(58) **Field of Classification Search**
USPC D12/400, 500, 501, 608; D30/152;
152/175, 187, 208, 222; 301/41.1, 42,
301/43, 44.3
CPC B60C 27/08
See application file for complete search history.

(56) **References Cited**

U.S. PATENT DOCUMENTS

1,890,346	A *	12/1932	Tudhope	152/177
1,922,106	A *	8/1933	McKay et al.	152/222
2,473,249	A *	6/1949	Hershman	152/222
D157,151	S *	2/1950	Harvey	D12/608
2,571,020	A *	10/1951	Earl, Sr.	152/175
D214,736	S *	7/1969	Anderson et al.	D30/152
4,036,273	A *	7/1977	Kemper	152/225 R

D364,837	S *	12/1995	Hargrove	D12/608
5,934,055	A *	8/1999	Steele	56/16.7
D689,014	S *	9/2013	Cox	D12/608
D707,622	S *	6/2014	Curry	D12/608
2004/0154717	A1 *	8/2004	Gray	152/213 R
2010/0212117	A1 *	8/2010	Haase et al.	24/16 PB
2012/0025596	A1 *	2/2012	Dunham	301/42

* cited by examiner

Primary Examiner — Robert M Spear

(74) *Attorney, Agent, or Firm* — Intellectual Property Center, LLC; Arthur K. Shaffer

(57) **CLAIM**

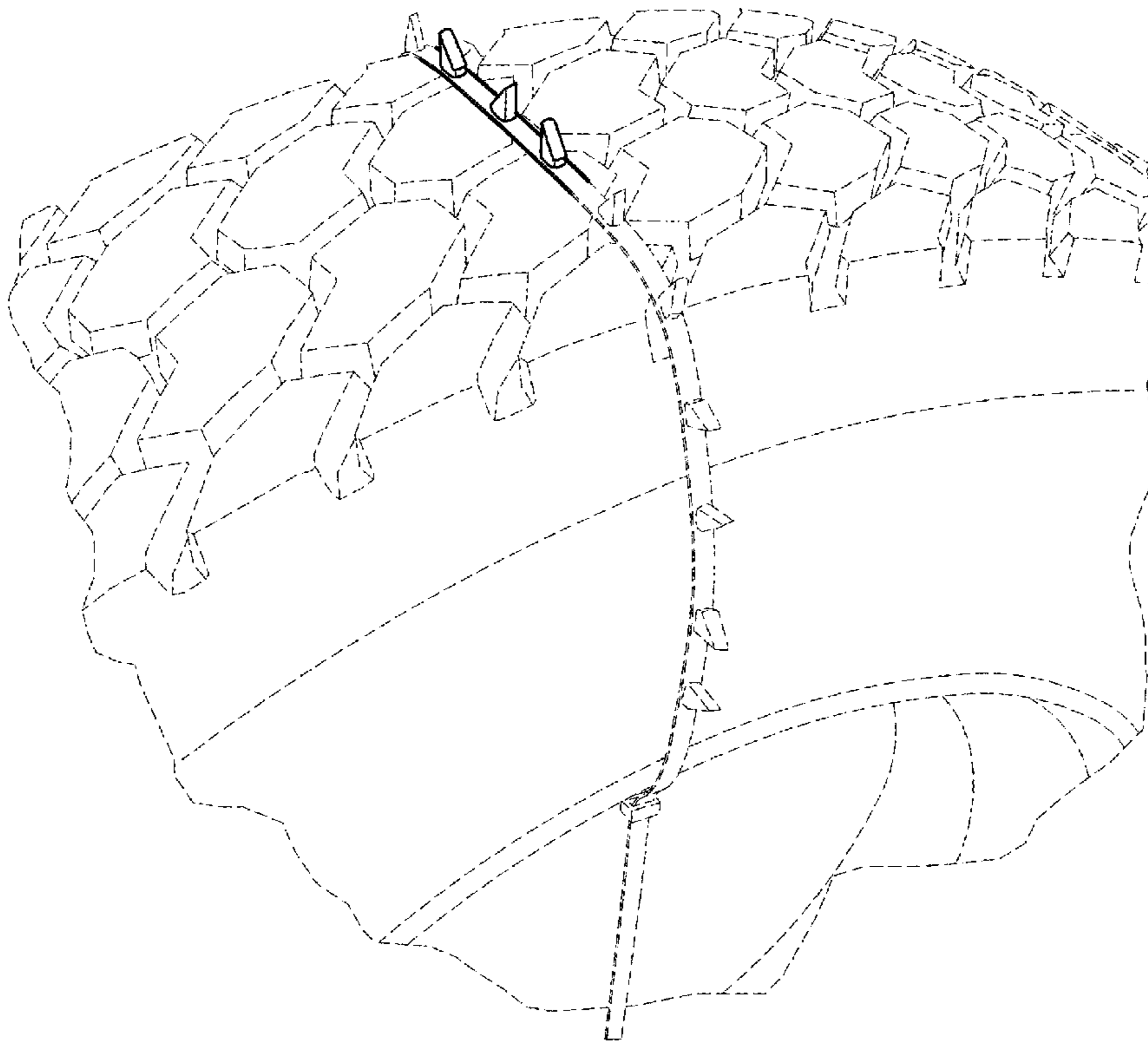
The ornamental design for a tire traction strap, as shown and described.

DESCRIPTION

FIG. 1 is a perspective view of a tire traction strap in accordance with the present invention;
FIG. 2 is a top plan view thereof;
FIG. 3 is a rear elevation view thereof;
FIG. 4 is a front elevation view thereof;
FIG. 4 is a bottom plan view thereof;
FIG. 5 is a side elevation of a cleat in accordance with FIG. 1;
FIG. 6 is an opposite side elevation of the cleat depicted in FIG. 5; and,
FIG. 7 is a bottom view thereof.

The broken lines in the drawings represent unclaimed environmental subject matter and form no part of the claim.

1 Claim, 3 Drawing Sheets



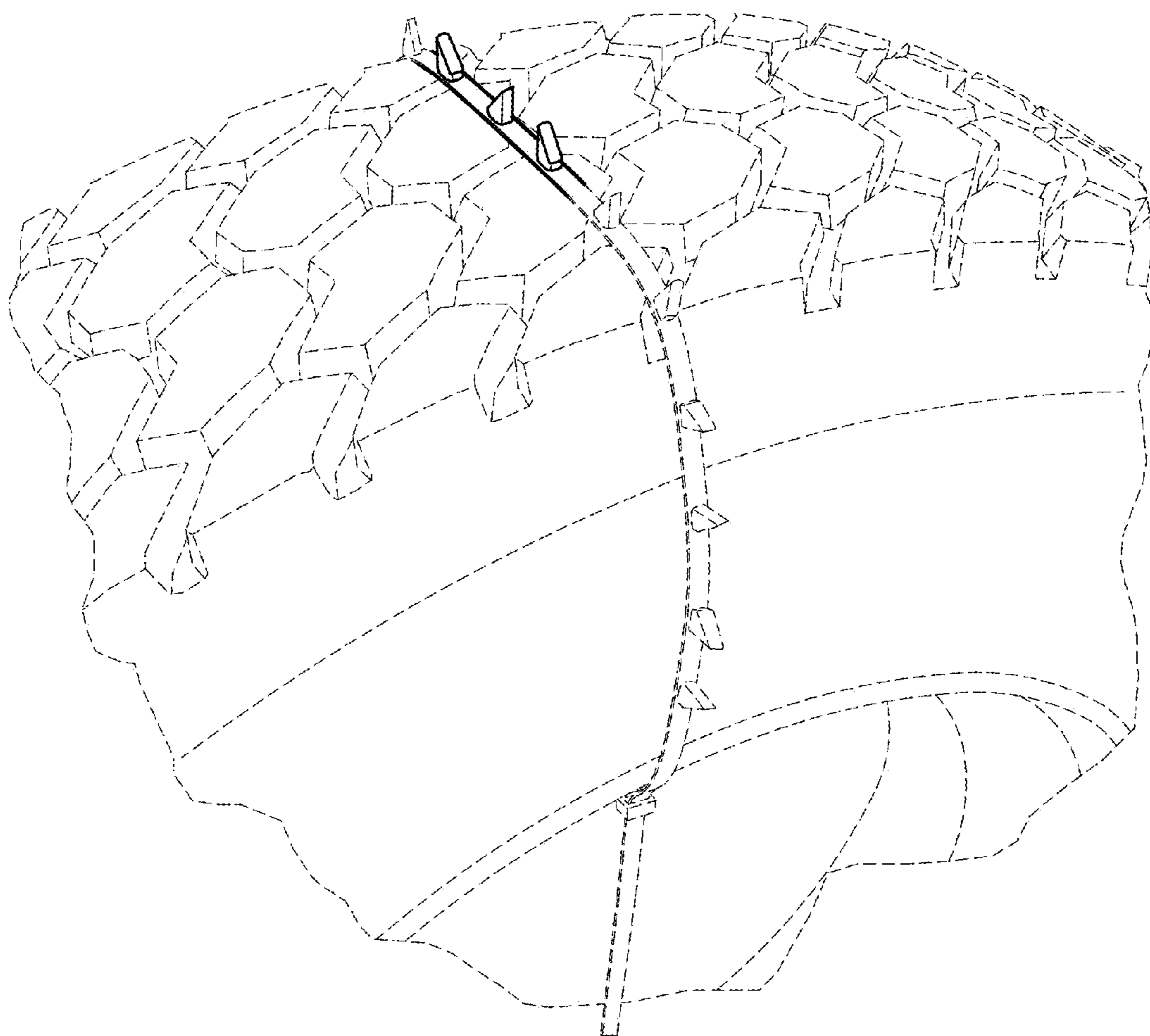


Fig. 1

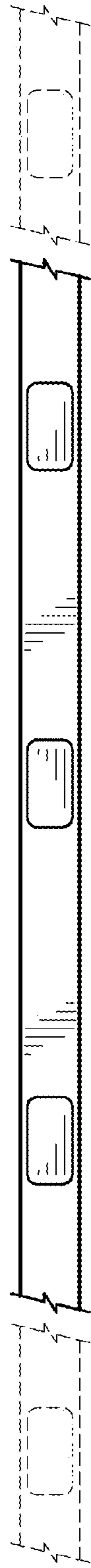


Fig. 2

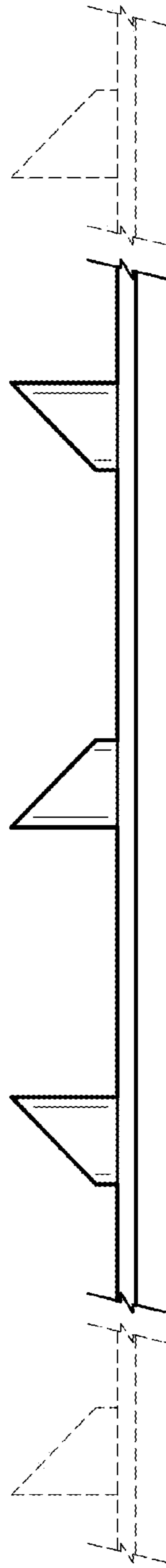


Fig. 3

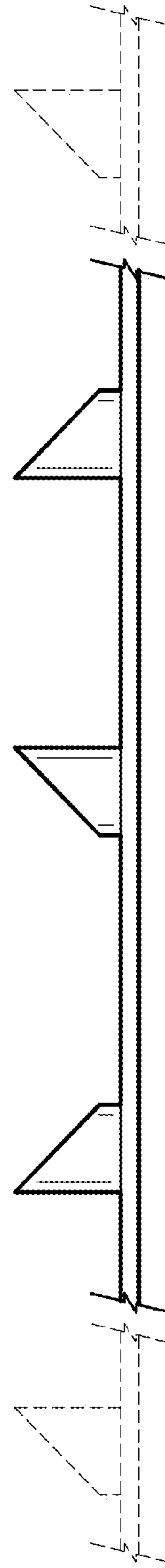


Fig. 4

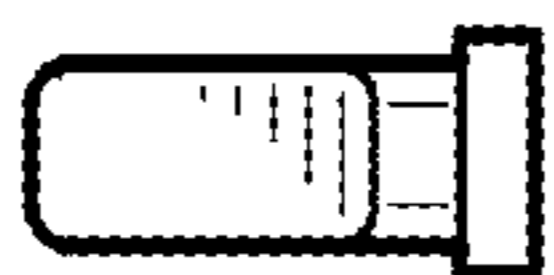


Fig. 5

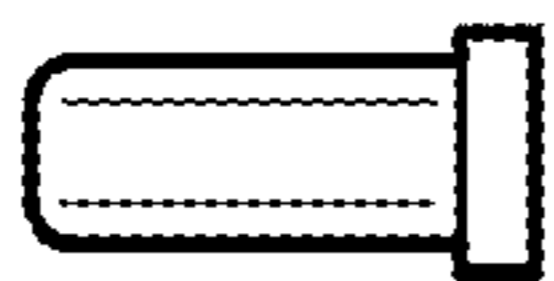


Fig. 6

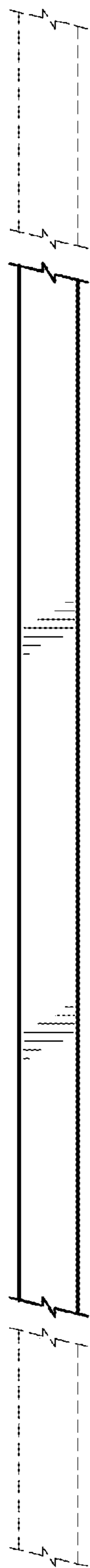


Fig. 7