

US00D731952S

(12) **United States Design Patent**  
**Larson**

(10) **Patent No.:** **US D731,952 S**  
(45) **Date of Patent:** **\*\* Jun. 16, 2015**

(54) **CONVERTIBLE TOP FOR A MOTOR VEHICLE**

(56) **References Cited**

U.S. PATENT DOCUMENTS

(71) Applicant: **Dr. Ing. h.c. F. Porsche**  
**Aktiengesellschaft, Stuttgart (DE)**

D159,335 S *	7/1950	Graham .....	D12/92
D266,412 S *	10/1982	Deaver .....	D12/403
D352,494 S *	11/1994	Hubbach et al. ....	D12/401
D385,845 S *	11/1997	Wagner .....	D12/401
D438,167 S *	2/2001	Goplen .....	D12/404
D472,870 S *	4/2003	Friedrich .....	D12/404
D489,672 S *	5/2004	Robinson et al. ....	D12/401
D581,859 S *	12/2008	Bogard .....	D12/401
D581,860 S *	12/2008	Bogard .....	D12/401
D654,422 S *	2/2012	Saracoglu .....	D12/401
D687,760 S *	8/2013	Gros .....	D12/401
D690,256 S *	9/2013	Ewringmann .....	D12/401

(72) Inventor: **Grant Larson, Illingen (DE)**

(73) Assignee: **Dr. Ing. h.c. F. Porsche**  
**Aktiengesellschaft, Stuttgart (DE)**

(\*\*) Term: **14 Years**

\* cited by examiner

(21) Appl. No.: **29/507,036**

*Primary Examiner* — Katrina A Betton

(22) Filed: **Oct. 23, 2014**

(74) *Attorney, Agent, or Firm* — RatnerPrestia

(30) **Foreign Application Priority Data**

Apr. 24, 2014 (DE) ..... 40 2014 100 390

(57) **CLAIM**

The ornamental design for a convertible top for a motor vehicle, as shown and described.

(51) **LOC (10) Cl.** ..... **12-16**

**DESCRIPTION**


(52) **U.S. Cl.**  
USPC ..... **D12/404**

(58) **Field of Classification Search**  
USPC ..... D12/401-405; 160/370.12, 370.22,  
160/370.23; 280/770; 150/158, 165-167;  
296/100.11-100.18, 136.01, 136.05,  
296/136.06, 136.07, 95.1, 77.1; 135/88.01,  
135/95

FIG. 1 is a perspective view from the rear and right corner of a convertible top for a motor vehicle;  
FIG. 2 is a front elevation view thereof;  
FIG. 3 is a rear elevation view thereof;  
FIG. 4 is an elevation view from the right side thereof;  
FIG. 5 is an elevation view from the left side thereof;  
FIG. 6 is a top plan view thereof; and,  
FIG. 7 is a bottom plan view thereof.

See application file for complete search history.

**1 Claim, 4 Drawing Sheets**






Figure 1






Figure 2




Figure 3




Figure 4




Figure 5






Figure 6




Figure 7