



US00D731948S

(12) **United States Design Patent**  
**Bunker**

(10) **Patent No.:** **US D731,948 S**  
(45) **Date of Patent:** **\*\* Jun. 16, 2015**

(54) **FENDER AND ROLLOVER GUARD**

(71) Applicant: **Brandon Bunker**, Arlington, SD (US)

(72) Inventor: **Brandon Bunker**, Arlington, SD (US)

(\*\*) Term: **14 Years**

(21) Appl. No.: **29/454,707**

(22) Filed: **May 13, 2013**

(51) **LOC (10) Cl.** ..... **12-06**

(52) **U.S. Cl.**  
USPC ..... **D12/222**

(58) **Field of Classification Search**  
USPC ..... D12/222, 400, 401, 404, 406, 412, 414,  
D12/223, 86, 93, 101; 224/923, 924;  
211/100, 124, 2, 4, 85.7; D6/552  
See application file for complete search history.

(56) **References Cited**

**U.S. PATENT DOCUMENTS**

4,783,097	A *	11/1988	Browning et al.	.....	280/756
D343,152	S *	1/1994	Preisler	.....	D12/114
D621,328	S *	8/2010	Sistare et al.	.....	D12/222
D655,236	S *	3/2012	Sanschagrín	.....	D12/222
D655,668	S *	3/2012	Levorato et al.	.....	D12/222
D681,542	S *	5/2013	Oliver	.....	D12/222

**OTHER PUBLICATIONS**

Gearup2go.com; Polaris Sportsman XP Bodyguard Kit by Pure Polaris OEM 2878341; www.gearup2go.com/atv/atv-accessories/

bumpers-and-guards/polaris-sportsman-xp-bodyguard-kit-by-pure-polaris-oem-2878341.html; May 23, 2013; 2 pages.  
Highlifter.com; Sportsman XP Body-Guard Side “Fenders”; forum.highlifter.com/sportsman-XP-BodyGuard-Side-quotFendersquot-m4339459.aspx; Sep. 12, 2010; 9 pages.

\* cited by examiner

*Primary Examiner* — Katrina A Betton

(74) *Attorney, Agent, or Firm* — Richard D. Oliver; Al et Levorato; Stephane Sauschagrín


(57) **CLAIM**

I claim the ornamental design for a fender and rollover guard, as shown and described.

**DESCRIPTION**

FIG. 1 is a front perspective view of a right side fender and rollover guard mounted on an all-terrain vehicle, the left side guard being a mirror image and not shown;  
FIG. 2 is a top plan view of the guard;  
FIG. 3 is a right side elevational view of the guard;  
FIG. 4 is a rear elevational view of the guard; and,  
FIG. 5 is a front elevational view of the guard.  
The dashed lines in FIG. 1 represent an all-terrain vehicle upon which the fender and rollover guard is mounted and do not form part of the claimed design.

**1 Claim, 4 Drawing Sheets**



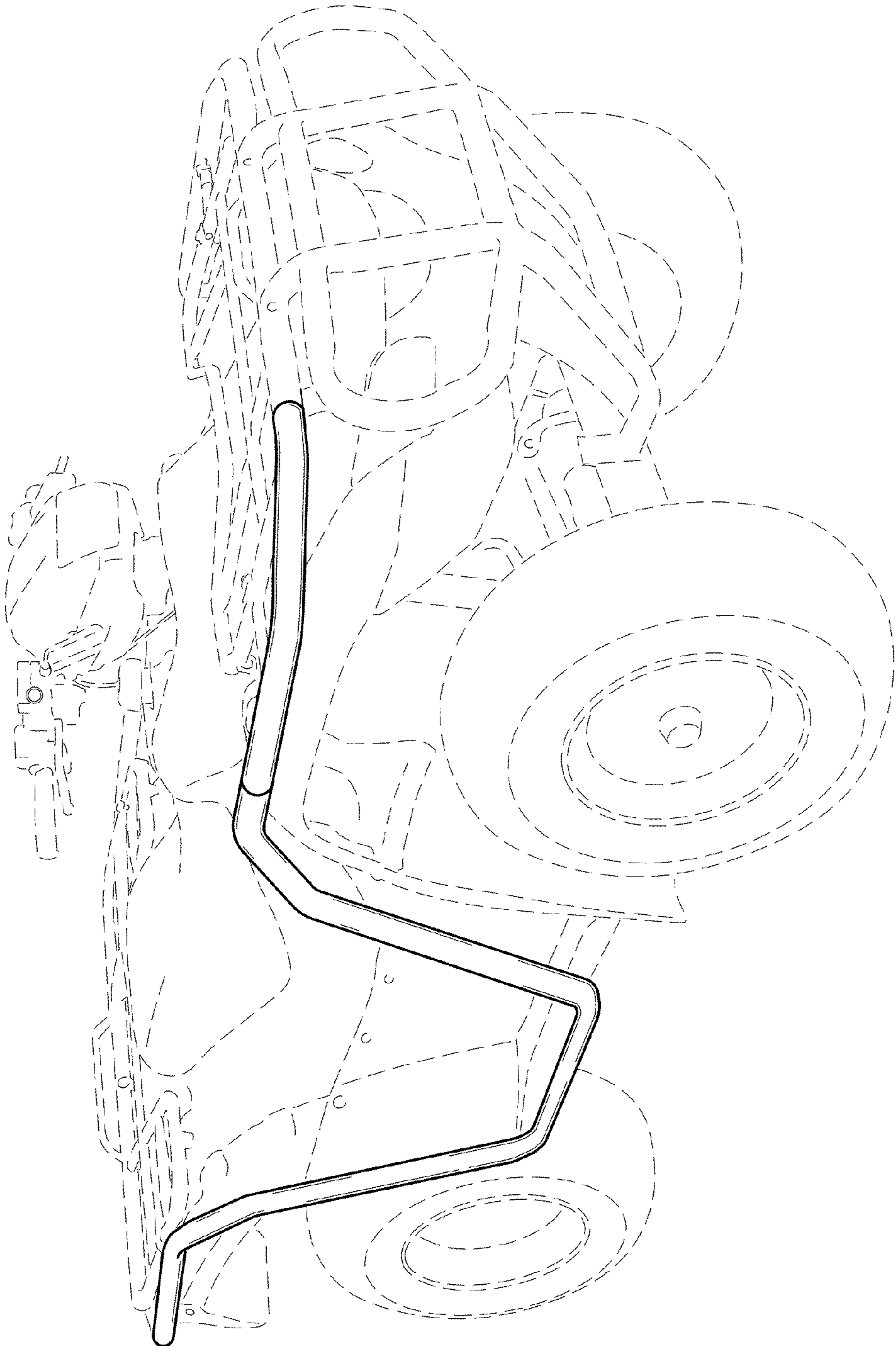


FIG.1




FIG. 2

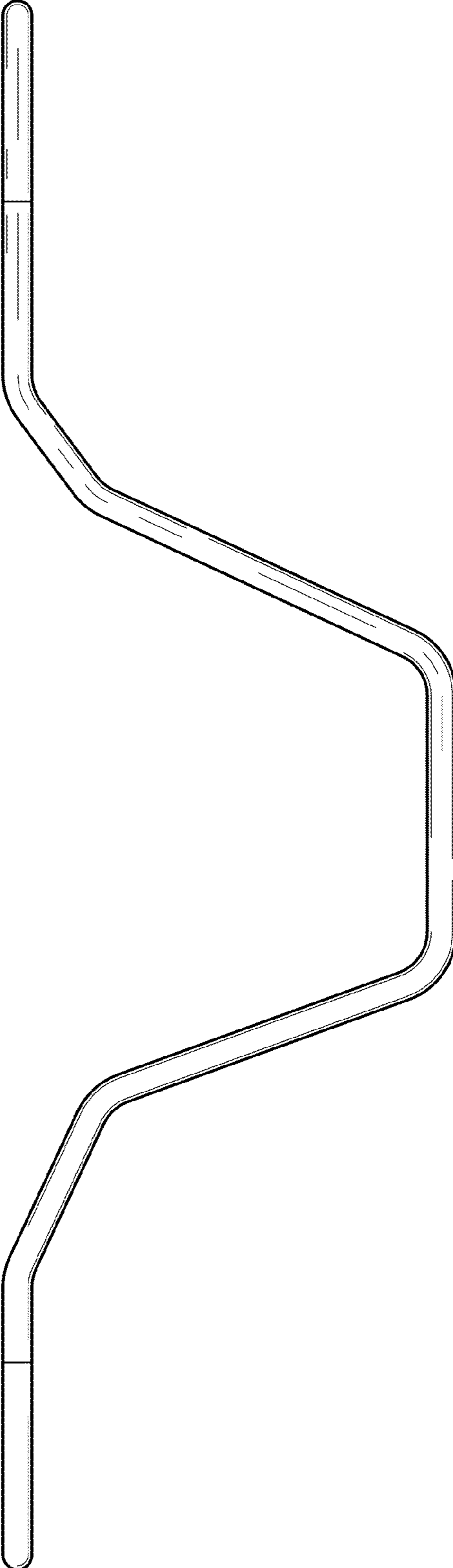


FIG. 3

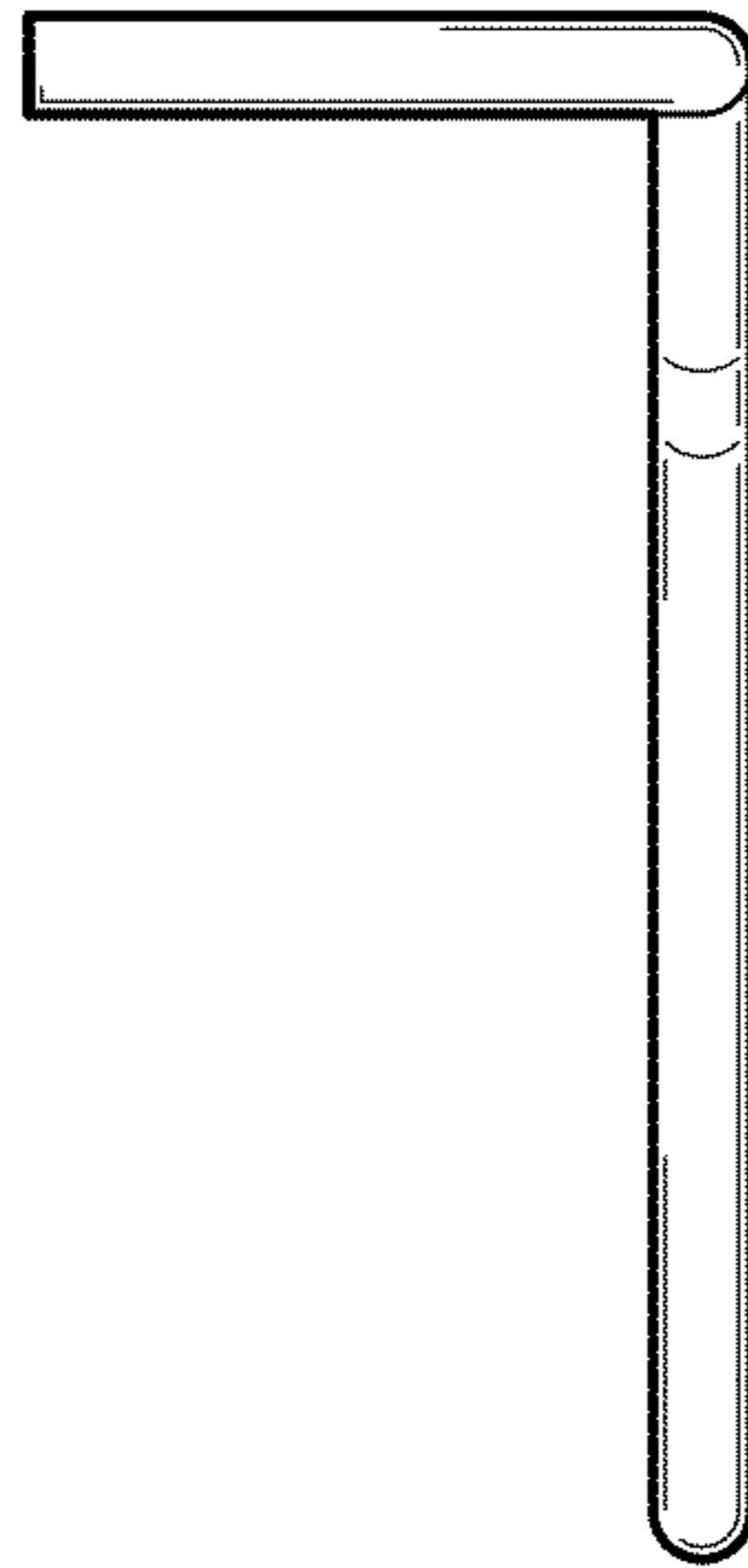


FIG. 4

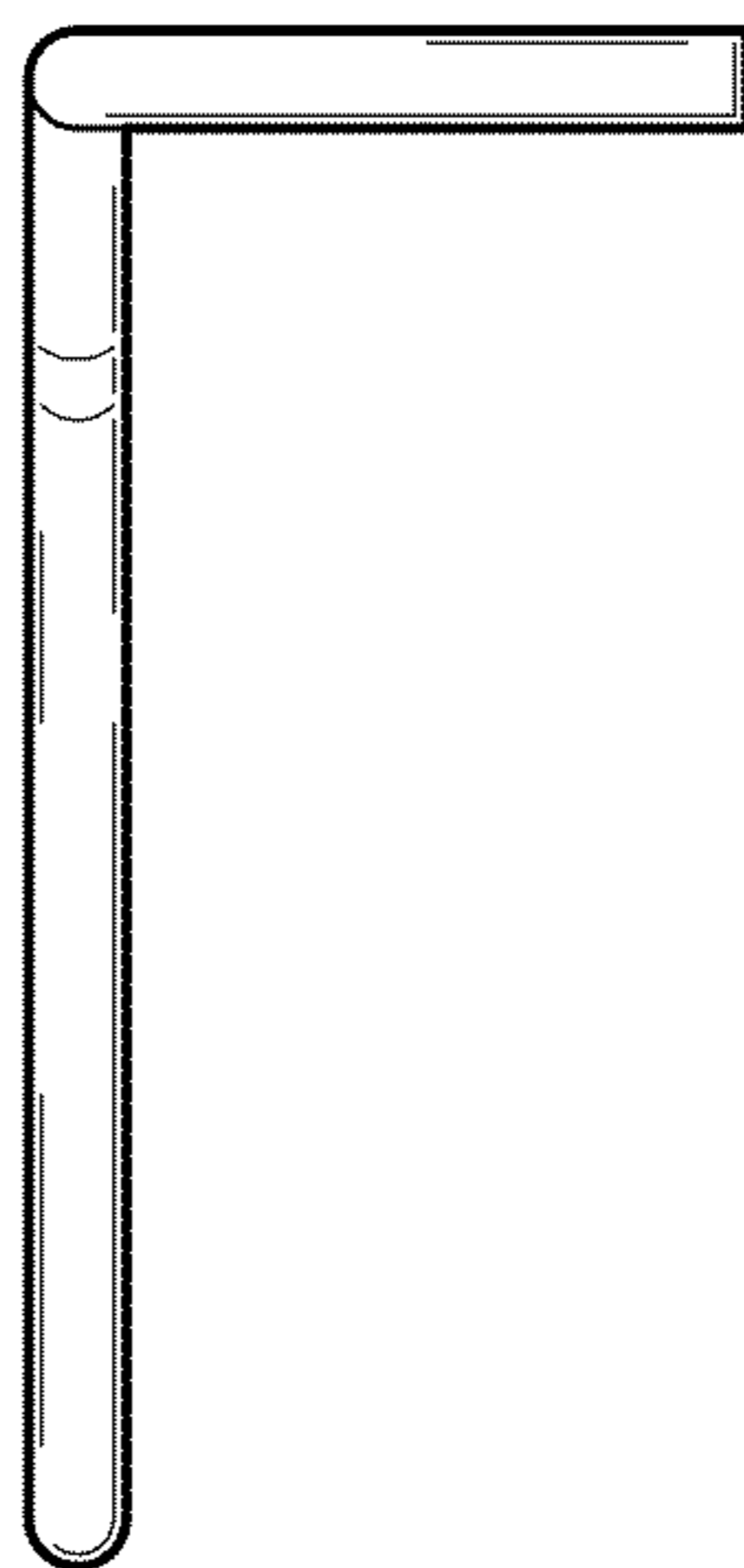


FIG. 5