

US00D731943S

(12) **United States Design Patent**
Holstein

(10) **Patent No.:** **US D731,943 S**
(45) **Date of Patent:** **** Jun. 16, 2015**

(54) **VEHICLE WHEEL**

(71) Applicant: **Bayerische Motoren Werke**
Aktiengesellschaft, Munich (DE)

(72) Inventor: **Henning Holstein, Dietersburg (DE)**

(73) Assignee: **Bayerische Motoren Werke**
Aktiengesellschaft, Munich (DE)

(**) Term: **14 Years**

(21) Appl. No.: **29/488,596**

(22) Filed: **Apr. 22, 2014**

(30) **Foreign Application Priority Data**

Oct. 23, 2013 (DE) 40 2013 101 045

(51) **LOC (10) Cl.** **12-16**

(52) **U.S. Cl.**
USPC **D12/211**

(58) **Field of Classification Search**
USPC D12/204–213
CPC B60B 7/00; B60B 7/02; B60B 7/04;
B60B 7/01; B60B 7/06; B60B 3/02; B60B
3/04; B60B 3/06; B60B 3/10; B60B 1/00;
B60B 1/08; B60B 1/10; B60B 1/12
See application file for complete search history.

(56) **References Cited**

U.S. PATENT DOCUMENTS

D373,562 S * 9/1996 Cole D12/211
D388,045 S * 12/1997 Sakagami et al. D12/209
D408,774 S * 4/1999 Nishida D12/209

D430,525 S 9/2000 Lampkin
D432,970 S * 10/2000 Pfeiffer et al. D12/209
D436,569 S * 1/2001 Brown et al. D12/209
D440,534 S * 4/2001 Ivanova et al. D12/211
D498,196 S * 11/2004 Johnson D12/211
D511,488 S * 11/2005 Hou et al. D12/209
D513,219 S * 12/2005 Sinkwitz D12/209
D519,072 S * 4/2006 Komuro D12/209
D520,934 S * 5/2006 Szavits D12/211
D523,798 S * 6/2006 Szavits D12/209
D550,598 S * 9/2007 Schaefers D12/209
D568,224 S * 5/2008 Szavits D12/209
D623,999 S * 9/2010 Holstein et al. D12/211

FOREIGN PATENT DOCUMENTS

WO WO DM/045904 11/1998

* cited by examiner

Primary Examiner — Stacia Cadmus

(74) *Attorney, Agent, or Firm* — Crowell & Moring LLP

(57) **CLAIM**

The ornamental design for a vehicle wheel, as shown and described.

DESCRIPTION

FIG. 1 is a perspective view of a vehicle wheel according to the design;
FIG. 2 is an additional perspective view thereof;
FIG. 3 is an additional perspective view thereof;
FIG. 4 is a front view thereof;
FIG. 5 is a rear view thereof in a lighter gray scale, representing environmental features that form no part of the claimed design; and,
FIG. 6 is a side view thereof.

1 Claim, 6 Drawing Sheets







Fig. 1



Fig. 2



Fig. 3



Fig. 4




Fig. 5




Fig. 6